

Ukufunda ngoMthethosisekelo weRiphabliki yeSewula (1996)

UMthethosisekelo weSewula Afrika (1996) umumethe imithetho yenarha eseqophelweni eliphezulu. Imithetho le kumele ilandelwe ngumongameli wenarha, abaphathi beenkundla zemithetho kanye nalabo abasembusweni. Imithetho le ihlathulula kobana abantu benarha bafenele baphathane njani, ukuthi ngimaphi amalungelo wabo nokuthi ngiziphi iimbopho abanazo. UMthethosisekelo wenzelwe ukusivikela soke thina kanye nabentwana bethu ngomuso.

Kuqakathekile ukwazi izehlakalo zesikhathini esidlulile ko.

Asingabu yeleli iimphoso zangesi khathi esidlulile ko.

UMthethosisekelo usisiza ukucabanga nok wakha ilingomuso eling cono lethu so ke.

Thina, abantu beSewula Afrika;

Siyakwazi ukungaphatheki kwethu ngokomthetho esikhathini esadlulako;

Siphathela phezulu abahlukunyezwa ngebanga lokobana kubenokulunga begodu nekululeko enarheni yekhethu;

Sihlonipha labo abasebenze ekwakheni begodu nekuthuthukiseni iphasi lekhetu; begodu

Bakholelwa bonyana iSewula Afrika ngeyabo boke abahlala kiyo, sibambene ngokwahlukahlukana kwethu.

Ngalakho-ke, ngabajameli bethu abakhethwe ngokukhululekileko; samukela uMthetho-sisekelo lo njengoMthetho wokuthoma weRiphabliki oza—

Kuqeda ukwahlukana okwadlulako begodu sakhe umphakathi ozokuzimelela kuminqopho yentando yenengi ubulungiswa begodu namalungelo wangokomthetho wobuntu.

Ukubeka isisekelo sentando yenengi begodu nomphakathi onzinzileko lapho umbuso unzize khona phezu kwentando yesitjhaba begodu lapho zoke izakhamuzi zivikelwe khona ngokomthetho.

Ukwenza ncono izinga lepilo yazo zoke izakhamuzi begodu nokuvezwa kwekgono lawo woke umuntu;

Ukwakha, iSewula Afrika ebumbeneko begodu nenentando yenengi ezokwazi ukuthatha indawo yayo njengenarha ezijameleko emndenini weentjhabatjhaba.

Funa ngekani amalungelo wakho njengesa khamuzi seSewula Afrika bewube nesibopho sokuvikela amalungelo wabanye abantu.

Ukwazi umThethomling wa wamalungelo Kanye nomThethomling wa weembopho.

UZimu akavikele abantu bekhethu.

Nkosi Sikelel' iAfrika. Morena boloka setjhaba sa heso. God seën Suid-Afrika. God bless South Africa. Mudzimu fhatutshedza Afurika. Hosi katekisa Afrika.



MATHEMATICS IN ISINDEBELE

GRADE 1 – BOOK 1

TERMS 1 & 2

ISBN 978-1-920458-86-7

THIS BOOK MAY NOT BE SOLD.

14th Edition



IMBALO NGESINDEBELE – iGreyidi | Incwadi |

ISBN 978-1-920458-86-7



Ukubuyekeza, ihlaliswe ngokwesititimende seKharukhulamu nomThethomgomo wokuhlola.

IGreyidi

Ibizo:

Itlasi:



basic education
Department:
Basic Education
REPUBLIC OF SOUTH AFRICA



IMBALO NGESINDEBELE

Incwadi 1
Ithemu
1 & 2

Okumumethweko

Inomboro	Isihloko	Ikhasi
1	Ukubuyekeza: Ukufuna umthala nokumadanisa	2
2	Ukubuyekeza: Ukuhlela imibala nokugadanga amaphetheni	4
3	Ukubuyekeza: Imibala namaphetheni	6
4	Ukubuyekeza: Ukuhlela nokumadanisa amajamo	8
5	Ukubuyekeza: Funyana bewubale	10
6	Ukubuyekeza: lindawo	12
7	Ukubuyekeza: Isikhathi	14
8	Ukubuyekeza: Amajamo, ubukhulu nemibala	16
9	Kunye	18
10	Kubili	20
11	Kuthathu	22
12a	Ubude neendawo	24
12b	Ubude	26
13	Madanisa iinomboro 1-3	28
14	Kune	30
15	Hlanganisa bewukhuphe bekufike ku-4	32
16	Isikhathi	34
17	Kuhlano	36
18	Buyekeza iinomboro, 1 kufika ku-5	38
19	Hlanganisa ufike koku-5	40
20	Khupha ku-5 bewuhlanganise kufike ku-5	42
21	Hlanganisa bese uyakhupha bewufike ku-5	44
22	Ukuhlanganisa nokukhupha kusuka ku-1 ufike ku-5	46
23	Iimbholo namabhoksi	48
24a	Ngesinceleni nangesidleni	50
24b	Ukulayela	52
25	Ukwakha nokuphula iinomboro	54
26	Ukuhlanganisa nokubuyelela kabili	56
27	Ubukhulu nobuncani	58
28	Hlela izinto	60
29	Asabelane ngokulingana	62
30	Ukwabelana ngokulingana	64
31	Ukwakha izinto	66
32	Ukutjho isikhathi	68

Inomboro	Isihloko	Ikhasi
33	Sithandathu	70
34	Ikhomba	72
35	Bunane	74
36	Ithoba	76
37	Kuzele nanyana akunalitho	78
38	Itjumi	80
39	Iinomboro 1 kufika ku-10	82
40	Umthamo nevolumu	84
41	Iinomboro 1 kufika ku-10	86
42	Okunengi, okulinganako nokunciphisa	88
43	Ukuhlanganisa amaswidi	90
44	Ukubuthelela nokuhlela	92
45	Ukuhlanganisa kufika ku-10: Bala	94
46	Ukuhlanganisa: ukwakha nokuhlephula ukufika ku-10	96
47	Ukubuyelela kabili nokuhafula	98
48a	Amabumbeko	100
48b	Amanye amajamo we-2-D	102
49	Amabuthelo wangakubili kufika ku-10	104
50	Ukuhlanganisa okubuyelelweko kwangakubili bekufike ku-10	106
51	Amaphetheni wabo-2 kufika ku-20	108
52	Amabuthelo wangakuthathu bekufike ku-10	110
53	Ukuhlanganisa okubuyelelweko kwangaku-3 kufika ku-10	112
54	Amabuthelo wangakune bekufike etjhumini	114
55	Ukuhlanganisa okubuyelelweko kwangakune kufika etjhumini	116
56	Amabuthelo wangakuhlano bekufike etjhumini	118
57	Ukuhlanganisa okubuyelelweko kwangakuhlano ukufika ku-10	120
58	Amaphetheni amahlano ukufika ku-20	122
59	Amaphetheni wangamatjumi	124
60a	Iinomboro nemali	126
60b	Iinomboro nemali (kuragela phambili)	128
61	Imali netjhentjhi	130
62	Okhanye mayelama nemali kanye netjhentjhi	132
63	Amabumbeko, ukuqaleka nobujamo	134
64a	Amajamo anamaphetheni wejyomethri	136
64b	Amajamo we-2-D nezinto ezima-3-D	138



UKkz. Angie Motshekga,
nguNqongqotjhe
weFundo-Sisekelo



Dorh. Reginah Mhaule,
nguSekela kaNqongqotjhe
weFundo-Sisekelo

Iincwadi lezi zenzelwe abantwana beSewula Afrika ngaphasi koburholi bakaNqongqotjhe wezeFundo-Sisekelo uMma u-Angie Motshekga kanye neSekela lakhe Dorh. Reginah Mhaule.

Iincwadi zokuSebenzela zakwaRainbow ziyingcenywe yeendlela ezinengi zomNyango wezeFundo-Sisekelo wokungenelela onqophe ukuthuthukisa ukusebenza ngcono kwabafundi beSewula Afrika kumagreyidi wokuthoma asithandathu. Njengamanye wamaHlelo womBuso aphuma phambili, iphrojekthi le isekelwe ngeemali ezibuya esiKhwameni seeMali seLizwelo. Lokhu kusize umNyango ukukhupha iincwadi zokusebenzela lezi ngawo woke amalimi asemthethweni ngaphandle kweendleko.

Siyathemba kobana nizokufunyanisa iincwadi zokusebenzela lezi zilisizo khulu ekufundiseni kwenu kwangamalanga kanye nokuqinisekisa kobana abafundi benu bayayiqeda ikharikhyulamu. Sitjheje khudlwana ukuhlela abotjhere komunye nomunye umsebenzi ngokusebenzisa iinthombe ezitjengisako bona ngikuphi umfundi amele akwenze.

Siyathemba kobana abantwana bazokuthabela ukusebenzisa iincwadi lezi njengombana bakhula bebefunda nje, begodu wena titjhere uzokwabelana nabo ithabo lokufunda.

Sinifisela ipumelelo ekusebenziseni iincwadi lezi.



IGreyidi |



ISINDEBELE



Incwadi le ngeyaka:

ISINDEBELE


Incwadi

—



Ukumadanisa

Madanisa isithombe esingebhoksaneni lokuthoma naleso esifana naso ngokusitshwaya ngo (x).



Teacher:
Sign:
Date:









Ukubuyekeza: Ukuhlela imibala nokugadangisa amaphetheni



Beka amabumbeko ngokombala, ngaphakathi kwamabhoksi.

Ireyi eyodwa kufanele ibenombala owodwa njengebumbeko lokuthoma.

Sesenze amabumbeko abomvu njengesibonelo. Yitjho bonyana ibumbeko elilodwa linombala onjani. Sebenzisa abosika abangemuva kwencwadi.






Amaphetheni



Gadangisa imida emacaphazi uqedelele iphetheni yeweyili.



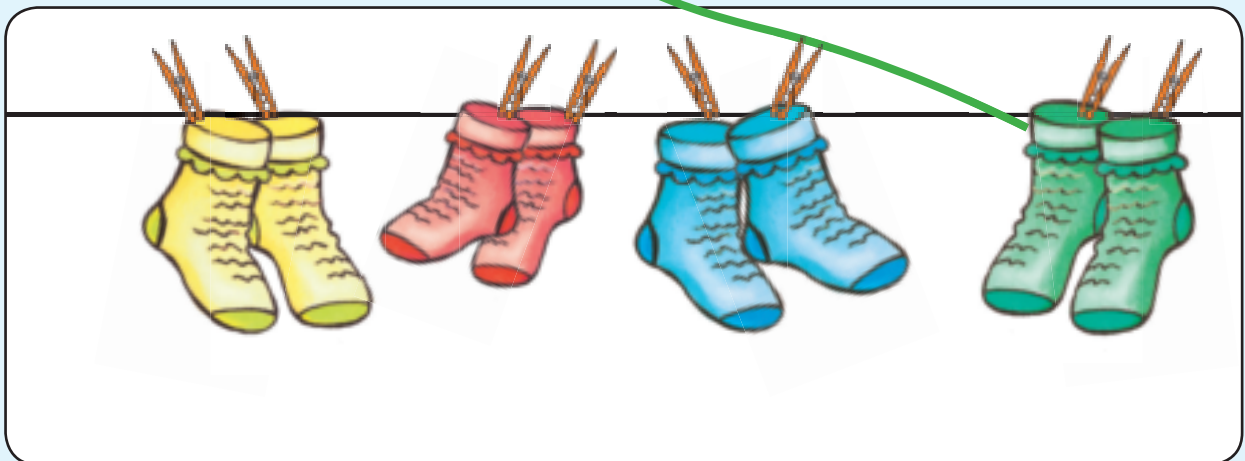

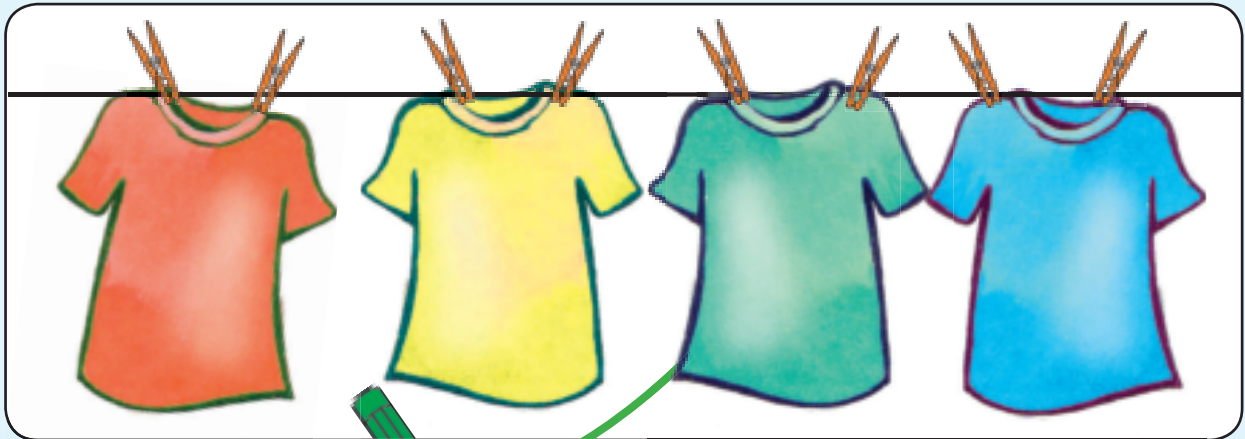
Teacher:
Sign:
Date:





Ukubuyekeza: Imibala namaphetheni

Thala umuda umadanise izembatho ezinombala ofanako.





Kokuthoma gadangisa phezu kwamaphetheni anomuda okhamba uqephuka usebenzisa umuno wakho begodu uwugadangise ngekhrayoni nanyana ngepensela. Ngemva kwalapho kopulula amaphetheni amancani khulu angesinceleni. Amaphetheni asekuthomeni azokuhlala.









Teacher:
Sign:
Date:




Ukubuyekeza: Ukuhlela nokumadanisa amajamo



Thola amabumbeko ayisekeli ngemuva encwadini yakho bese uwabeka eenkhaleni lezi.

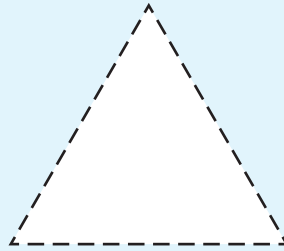
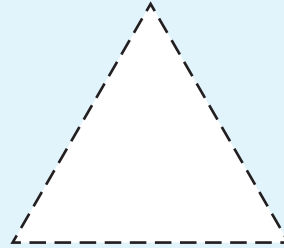
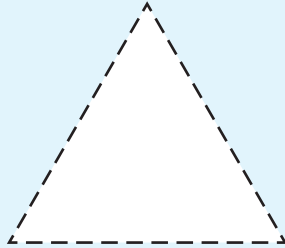
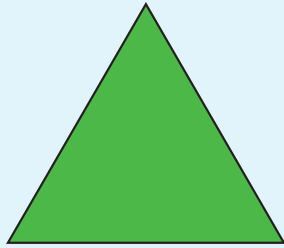


Thola amabumbeko wesikwere bese uwabeka eenkhaleni lezi.





Tlola amabumbeko anguncantathu bese uwabeka eenkhaleni lezi.



Thola amabumbeko aboncamane bese uwabeka eenkhaleni lezi.



Teacher:
Sign:
Date:




Ukubuyekeza: Funyana bewubale



Qalisisa iinthombe ezilandelako zeenlwana.

Bala inani lezinye nezinye iinlwana ezahlukeneko bese ugwala inani elilinganako lamacaphaza ngebhlogweni elinembako ekhasini elilandelako. Qala isibonelo owenzelwe sona.





Teacher:
Sign:
Date:



12 13 14 15 16 17 18 19 20



Ukubuyekeza: Iindawo



Ndulungela isilwana esibovu ukutjengisa bonyana sisebujameni obubodwa nebhlogo elihlaza kotjani emudeni. Qala isibonelo owenzelwe sona.




Ndulungela iinyamazana ezisebujameni lobu ereyini engenzasi.



Ndulungela iinyamazana ezisebujameni lobu ereyini engenzasi.



Ndulungela iinyamazana ezisebujameni lobu ereyini engenzasi.





Kokuthoma gadangisa amaphetheni usebenzisa umuno wakho emva kwalapho ugadangise ngekhrayoni nanyana ngepensela. Iphetheni yokuthoma esemudeni kanengi ngiyo ezokuhlala.



Teacher:
Sign:
Date:





Ukubuyekeza: Isikhathi

Qalalisa iinthombe bese uyatjho kobana ngikuphi okuthatha isikhathi eside (✓) nalokho okuthatha isikhathi esifitjhani (✗). Tshwaya ngetshwayo (✓) ukutjengisa isikhathi eside. Tlola itshwayo (✗) ukutjengisa isikhathi esifitjhani.



Ukukhamba
usiya esikolweni.



Ukukhamba ngekoloji
usiya sikolweni.



Ukwenza ukudla
kwangamadina.



Ukubhaga
ikhekhe.



Ukufunda
esikolweni.



Ukudlala umdlalo
webholo.



Ukupenda indlu.






Ukupenda
isithombe.





Kokuthoma, gadangisa amaphetheni usebenzisa umuno wakho ngemva kwalapho usebenzise ikhrayoni nanyana ipensela yakho. Kanengi iphetheni yokuthoma emudeni ngiyo ezokuhlala.




Teacher:
Sign:
Date:



Ukubuyekeza: Amajamo, ubukhulu nemibala




Ndulungela into ekulu ngakesinye nesinye isithombe.





Ukubala

Ndulungela izinto lezo ezinombala ofana nepende engaphandle kwebhoksi.



Teacher:
Sign:
Date:



9

Ithemu I



Kunye

Bala okusesithombeni. Gadangisa igama lenomboro.




inyosi yinye
 umntazana munye
 indlu eyodwa
 ibholo eyodwa



Landelela ugadangise inomboro.

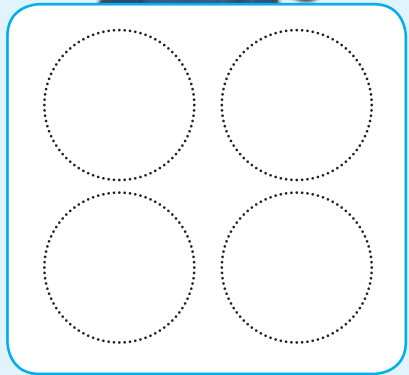
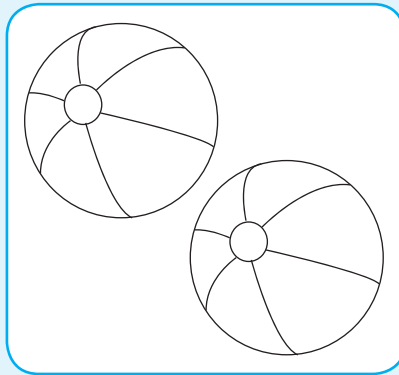



Madanisa iinthombe ezifanako.

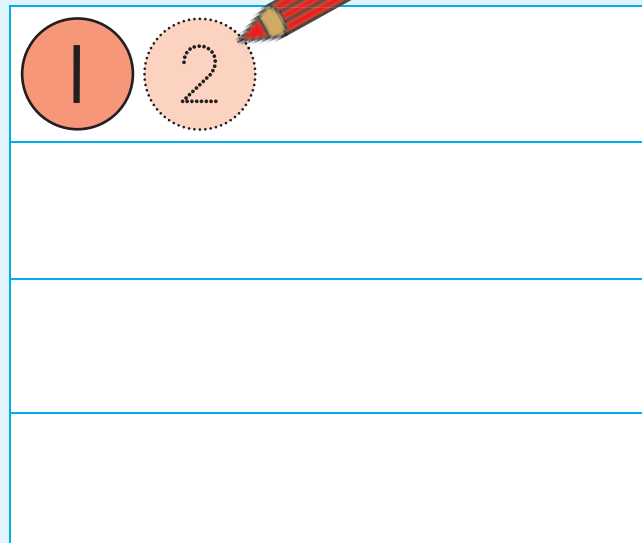
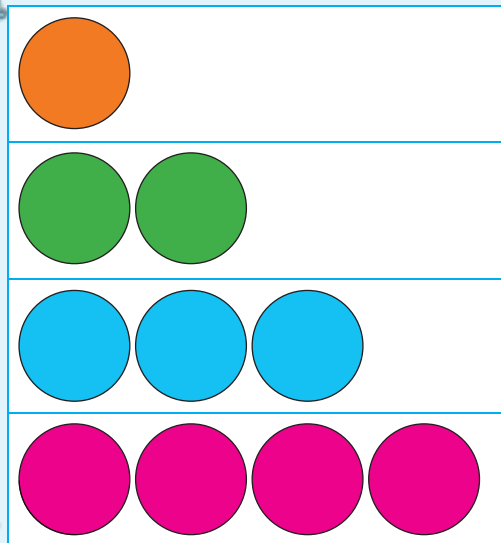






Khalara oku-I ngebhlogweni ngalinye.



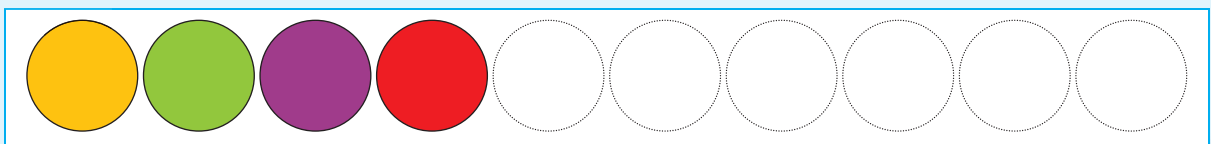
Kopulula bewugwale okhunye okukodwa.



Zijayeze inomboro.



Khalara indulunga ngayinye nawubalako.



Teacher:
Sign:
Date:

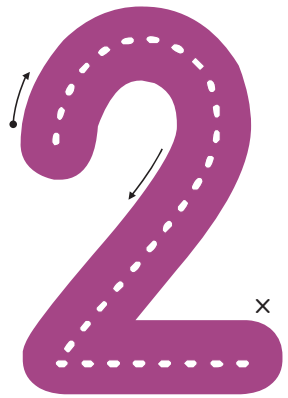


Kubili



Bala okusesithombeni. Gadangisa igama lenomboro.

imithi emibili
 abesana ababili
 izinja ezimbili
 amakhaythi amabili



Landelela ugadangise inomboro.



Madanisa iinthombe ezifanako.

Tracing practice for the number 2. It features a red pencil pointing to a solid red number 2, followed by six rows of three dotted number 2s for tracing.


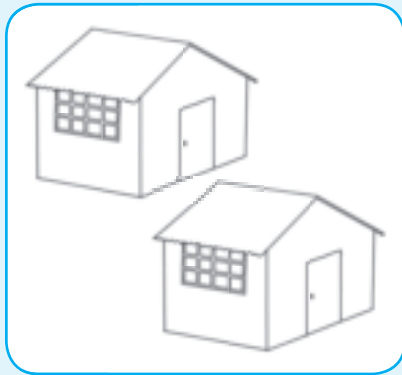
Grouping exercise for the number 2. It consists of five boxes: the first has two green squares; the second has two cardboard boxes; the third has two wrapped gifts; the fourth has two dotted number 2s; and the fifth has two green squares.

Grouping exercise for the number 2. It consists of five boxes: the first has one dotted number 2; the second has two wrapped gifts; the third has two cardboard boxes; and the fourth has two green squares.







Khalara oku-2 ngebhlogweni ngalinye.




Kopulula bewugwale okhunye oku-2.




Zijayeze inomboro.



kubili




Khalara iskwere ngasinye nawubalako.



Teacher:
Sign:
Date:





Kuthathu





Bala okusesithombeni. Gadangisa igama lenomboro.

amadada amathathu

iminenke emithathu

iimbungu ezintathu

amathuthumbo amathathu



Landelela ugadangise inomboro.



Madanisa iinthombe ezifanako.

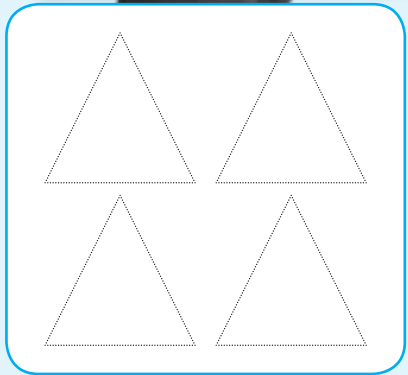

Tracing practice for the number 3. It features a red pencil pointing to a solid red '3', followed by two columns of dotted '3's for tracing.

Grouping activity for the number 3. It consists of five boxes: the first contains three triangles (orange, yellow, pink); the second contains three candies; the third contains three ice cream cones; and the fourth contains a dotted '3' for tracing.

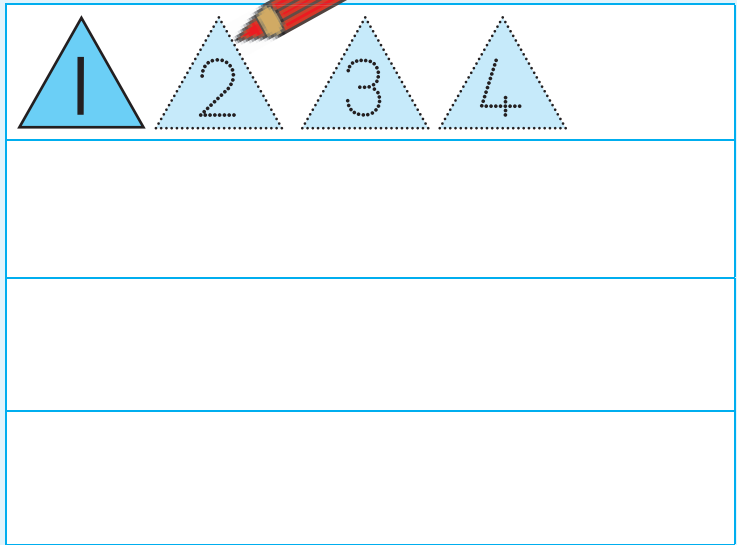
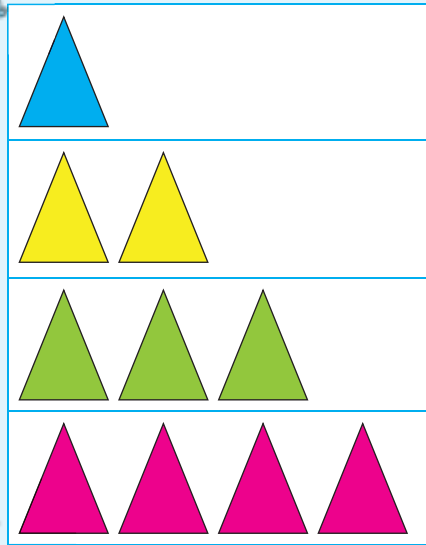
Grouping activity for the number 3. It consists of four boxes: the first contains a dotted '3' for tracing; the second contains three ice cream cones; the third contains three triangles (orange, yellow, pink); and the fourth contains three candies.



Khalara kube ku-3 ngebhlogweni ngalinye.



Kopulula bewugwale okhunye oku-3.



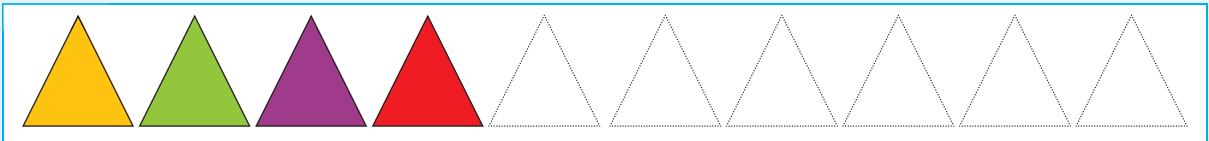
Zijayeze inomboro.



kuthathu



Khalara uncantathu nawubalako.



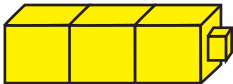
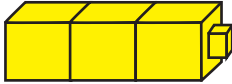




Teacher:
Sign:
Date:

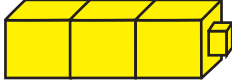





Ubude neendawo



Tshwaya (✓) isitimela esifitjhani khulu.

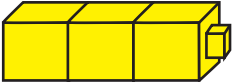


 <input type="checkbox"/>	 <input type="checkbox"/>	 <input type="checkbox"/>
 <input type="checkbox"/>	 <input type="checkbox"/>	 <input type="checkbox"/>

Tshwaya (✓) isitimela eside khulu.

 <input type="checkbox"/>	 <input type="checkbox"/>	 <input type="checkbox"/>
 <input type="checkbox"/>	 <input type="checkbox"/>	 <input type="checkbox"/>

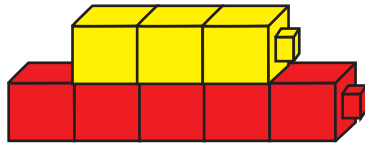


Gwala isitimela esizokuba side.



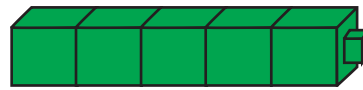
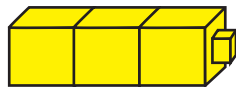
Khalara igama. Isitimela esifitjhani si:-



ngaphambili

ngaphezulu

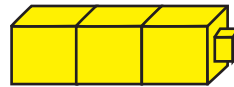
ngemuva



ngaphambili

ngaphezulu

ngemuva



ngaphambili

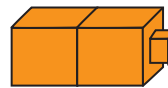
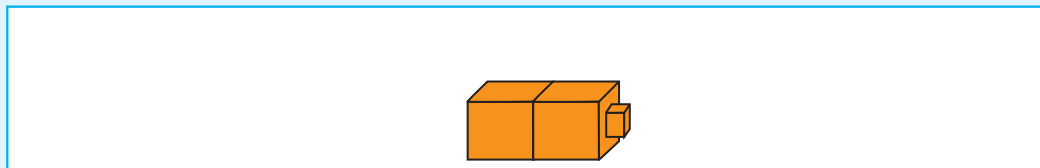
ngaphezulu

ngemuva




Qwala isitimela eside.

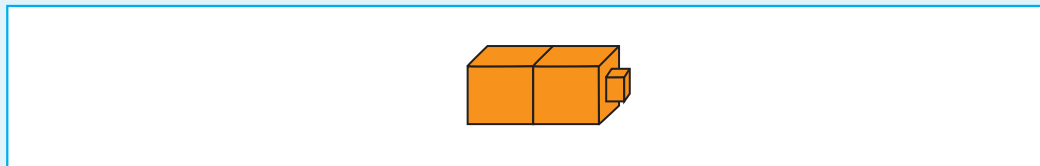
ngaphezulu



ngeqadi kwe-



ngaphambi kwe-



Teacher:
Sign:
Date:





I2b

Ithemu I

Ubude



Ndulungela into efitjhani kesinye nesinye isithombe.



efitjhani ede





Tshwaya ipendulo enembako.

Tshwaya okude khulu.

<p>4 3 2 1</p> <p>□</p>	<p>2</p> <p>□</p>	<p>3 2 1</p> <p>□</p>	<p>4 3 2 1</p> <p>□</p>	<p>2 1</p> <p>□</p>	<p>3 2 1</p> <p>□</p>
-------------------------------------	-------------------	-------------------------------	-------------------------------------	-------------------------	-------------------------------

Tshwaya ipensela efitjhani khulu.


<p>□</p>	<p>□</p>	<p>□</p>	<p>□</p>	<p>□</p>	<p>□</p>
----------	----------	----------	----------	----------	----------

Tshwaya ikhrayoni elibanzi.

<p>□</p>	<p>□</p>	<p>□</p>	<p>□</p>	<p>□</p>	<p>□</p>
----------	----------	----------	----------	----------	----------



Gwala: umakhiwo owodwa omfitjhani nowodwa omude kinalo ongenzasi.



Gwala umlambo owodwa obanzi nomunye owodwa omatsikani kinalo osesithombeni.















Teacher:
Sign:
Date:



Madanisa iinomboro 1-3















Tshwaya amabhlogo anenani lezinto ezineenomboro ezifanako.

 <input type="checkbox"/>	 <input type="checkbox"/>	 <input type="checkbox"/>	 <input type="checkbox"/>
 <input type="checkbox"/>	 <input type="checkbox"/>	 <input type="checkbox"/>	 <input type="checkbox"/>
 <input type="checkbox"/>	 <input type="checkbox"/>	 <input type="checkbox"/>	 <input type="checkbox"/>

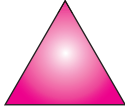



Tshwaya ibhlogo nanyana amabhlogo anezinto ezinengi kunebhlogo elifiphaziweko.

 <input type="checkbox"/>	 <input type="checkbox"/>	 <input type="checkbox"/>	 <input type="checkbox"/>
 <input type="checkbox"/>	 <input type="checkbox"/>	 <input type="checkbox"/>	 <input type="checkbox"/>
 <input type="checkbox"/>	 <input type="checkbox"/>	 <input type="checkbox"/>	 <input type="checkbox"/>






Kopulula bese ugwala elinye ijamo ngesandleni sokudla.






Gwala elinye ijamo elincani ngesandleni sokudla.



Gwala elinye ijamo elincani ngesandleni sokudla.



Gadangisa inomboro engencani khulu kilezi iinomboro ezimbili.

		
---	---	---



Teacher: _____
Sign: _____
Date: _____



Kune



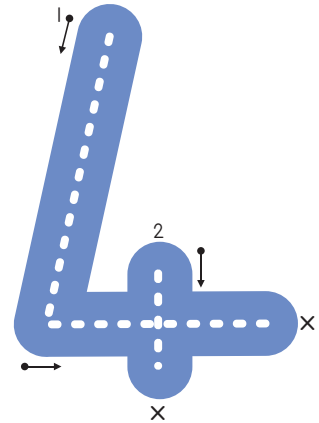

Bala okusesithombeni. Gadangisa igama lenomboro.

abokatsu abane

amakari amane

iinunwana ezine

ubutjhontjhwani obune



Landelela ugadangise inomboro.



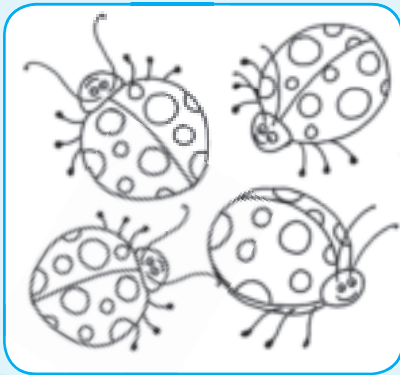


Madanisa iinthombe ezifanako.




















Khalara kube-4 ngebhlogweni ngalinye.

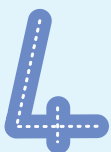


Kopulula bese ugwala amanye amajamo ama-4 bese uyawakhalara.


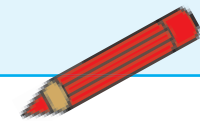
	    
 	
  	
   	



Zijayeze inomboro.



kune



Teacher:
Sign:
Date:

Hlanganisa bewukhuphe bekufike ku-4



Qedelela okulandelako ngokugwala umgwalo.

	bese		yenza	<input type="text"/>		bese	<input type="text"/>	yenza	
	bese		yenza	<input type="text"/>		bese	<input type="text"/>	yenza	
	bese		yenza	<input type="text"/>		bese	<input type="text"/>	yenza	



Kusele iimbalisi ezingaki? Zigwale.




Gwala ezinye iimbalisi ezizokwenza iimbalisi ezine.



Gwala umutjho weenomboro walokhu:

	4	susa	<input type="text"/>	yenza	3
	<input type="text"/>	susa	<input type="text"/>	yenza	<input type="text"/>
	<input type="text"/>	susa	<input type="text"/>	yenza	<input type="text"/>






Hlanganisa okulandelako bese uqedelela ngependulo.



oku-1 noku-2 kwenza

3




oku-2 noku-2 kwenza



oku-3 noku-1 kwenza



oku-1 noku-3 kwenza



oku-2 noku-2 kwenza




Teacher:
Sign:
Date:



Isikhathi




Tlola iinomboro ukusuka ku-1 ukufika ku-4 ngemabhlogweni ukutjengisa ukulamana kweengaba zokukhula komuntu.














Tshwaya utjho kobana ngikuphi ongakwenza msinya.









Gwala into ethileko:

a. wenze lokhu izolo

A large, empty rectangular box with rounded corners, intended for drawing. To the right of the box, there is a small illustration of a bundle of colorful pencils.

b. wenze lokhu namhlanje

A large, empty rectangular box with rounded corners, intended for drawing. To the right of the box, there is a small illustration of a bundle of colorful pencils.

c. ozokwenza kusasa

A large, empty rectangular box with rounded corners, intended for drawing. To the right of the box, there is a small illustration of a bundle of colorful pencils.

Teacher:
Sign:
Date:






Kuhlano



Bala okusesithombeni. Gadangisa ibizo lenomboro.

abonoompopi abahlano
 amaswidi amahlano
 iinkwekwezi ezihlano
 imida emihlano



Landelela ugadangise inomboro.




Madanisa iinthombe ezifanako.

Tracing practice for the number 5. It features a red pencil icon at the top left. The first row shows a solid red '5' followed by two dotted '5's. Below this are five rows, each containing three dotted '5's for tracing.


Grouping activity for the number 5. It consists of five rows, each containing five identical items: purple ovals, brown ovals, colorful Easter eggs, and brown ovals. Below each row is a dotted number 5 for counting.

Grouping activity for the number 5. It consists of five rows, each containing five identical items: colorful Easter eggs, brown ovals, and purple ovals. Below each row is a dotted number 5 for counting.


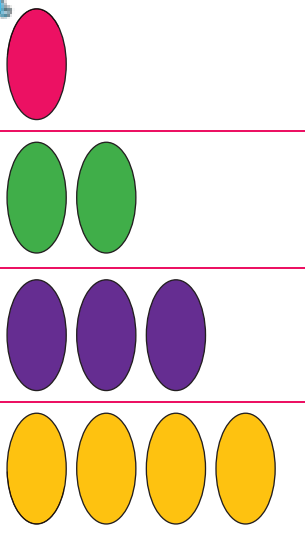




Khalara kube ku-5 ngebhlogweni ngalinye.



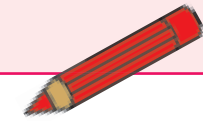
Kopulula bese ugwala okhunye oku-5.



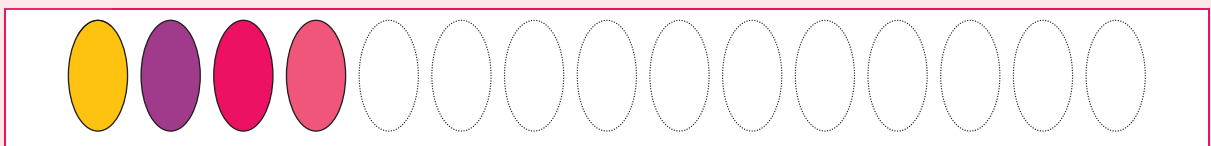
Zijayeze inomboro.



kuhlanu



Khalara ama-ovali nawubalako.



Teacher:
Sign:
Date:

Buyekeza iinomboro, I kufika ku-5




Zijayeze ukutlola iinomboro lezi.



Ndulungela iinomboro ekhomba inani.

	1	2	3	4	5	6	7
	1	2	3	4	5	6	7
	1	2	3	4	5	6	7
	1	2	3	4	5	6	7
	1	2	3	4	5	6	7





Tlola ibizo lenomboro

	1	kunye
	2	kubili
	3	kathuthu
	4	kune
	5	kuhlanu



Teacher:
Sign:
Date:

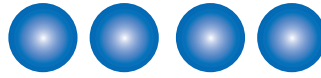




Hlanganisa ufike koku-5

Hlanganisa umncamo olandelako ngokugwala omunye.

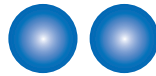
Gwala omunye owodwa.



Gwala eminye imincamo emibili.



Gwala eminye imincamo emithathu.



Bala bewuhlanganise: okulandelako bese uqedelela ngependulo.



na-



oku-2 noku-2 kwenza 4



na-



oku-2 nokuko-1 kwenza



na-



oku-3 noku-2 kwenza



na-



oku-2 noku-3 kwenza





Grwala abanye aboncantathu. Ngikuphi okuyelelako?

	okhunye oku-1 okungezelelweko	
	okhunye oku-2 okungezelelweko	
	okhunye oku-3 okungezelelweko	
	okhunye oku-4 okungezelelweko	




Grwala ipendulo yakho bese utlola isibalo salokhu:

	na-		nikela	
3	na-	2	nikela	5
	na-		nikela	
	na-		nikela	
	na-		nikela	
	na-		nikela	



Teacher:
Sign:
Date:





Khupha ku-5 bewuhlanganise kufike ku-5

Gwala okungaphasi.

	nciphisa ngoku-1	
	nciphisa ngoku-2	
	nciphisa ngoku-3	
	nciphisa ngoku-4	

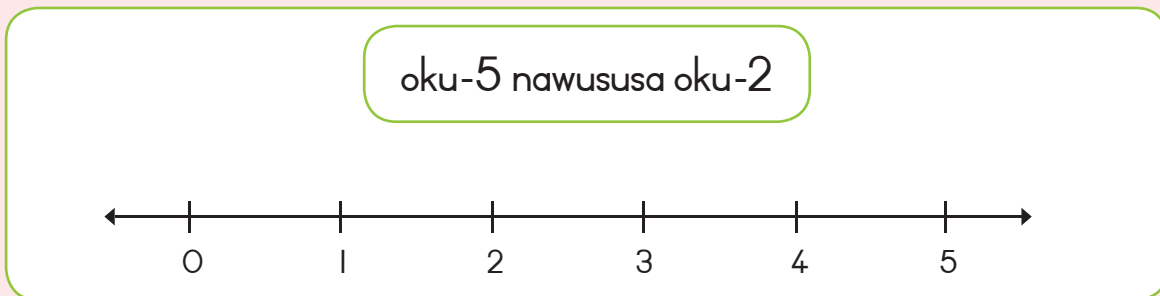
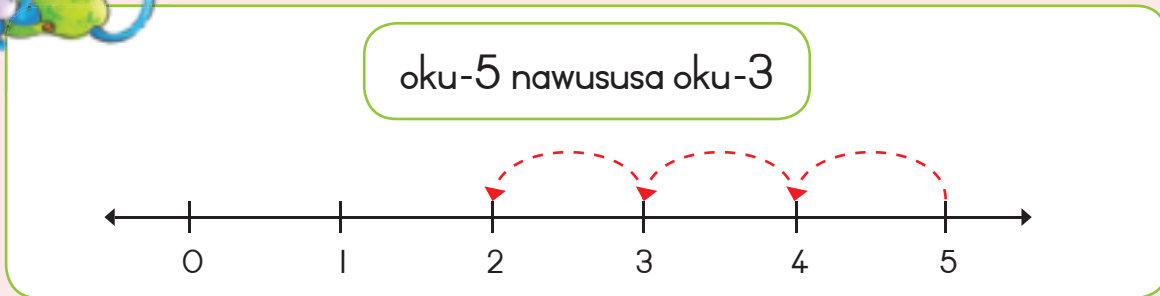


Tlola isibalo salokhu:

	5	susa	1	kwenza	4
		susa		kwenza	
		susa		kwenza	



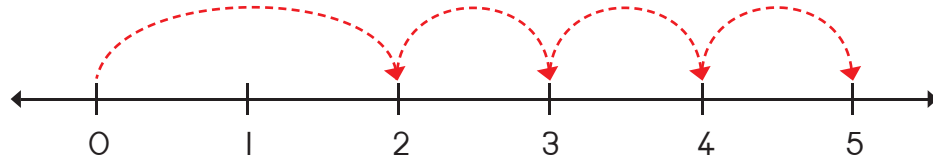
Khupha ngokubala ubuyele emuva.





Hlanganisa ngokubala uye phambili.

oku-2 hlanganisa noku-3

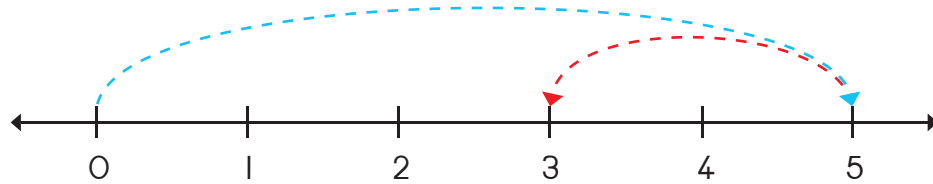


oku-1 hlanganisa noku-4



Tjengisa isibalo enambalayinini.

oku-5 susa oku-2



oku-5 susa oku-4




Teacher:
Sign:
Date:






Hlanganisa bese uyakhupha bewufike ku-5


Qedelela okulandelako:




na-





nginikela




na-




nginikela



na-




nginikela




Qedelela okulandelako:



na-



nginikela




na-




nginikela



na-






nginikela

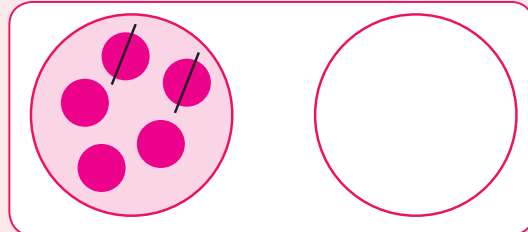
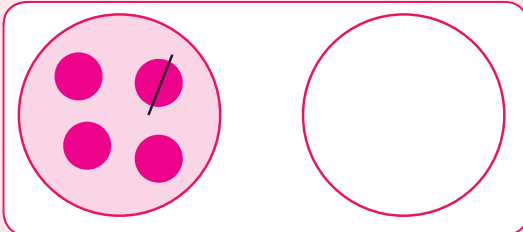




Gwala amanye ama-apula ama-5.



Mncamo ongangani oseleko? Ugwale.



Imiraro yamagama. Utitjhere wakho/umbelethi uzokufundela okulandelako. Uzokumele ugwale bewurarulule umraro.

ULisa bekanamapiyere amabili. UMusa unepiyere elilodwa. Kwanje sele anamapiyere amangaki?

ULisa bekanamapiyere amane. UMusa uphe uSilo amapiyere amabili. Kwanje sele anamapiyere amangaki?



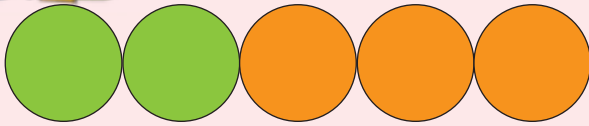
Teacher: _____
Sign: _____
Date: _____



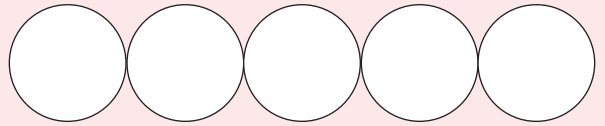
Ukuhlanganisa nokukhupha kusuka ku-1 ufike ku-5



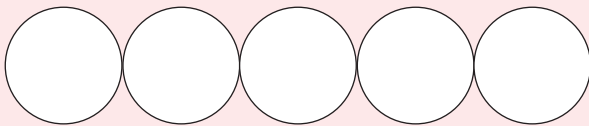
Khalara umncamo ukutjengisa:



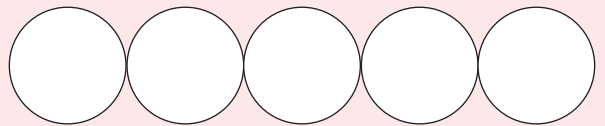
oku-2 noku-3 kwenza oku-5



oku-1 noku-4 kwenza oku-5



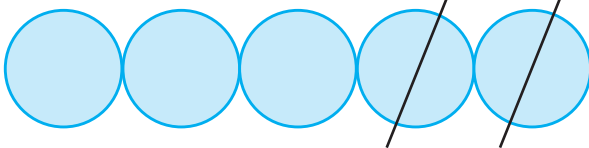
oku-3 noku-2 kwenza oku-5



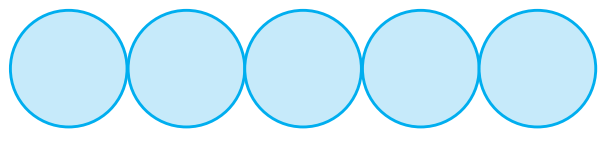
oku-4 noku-1 kwenza oku-5



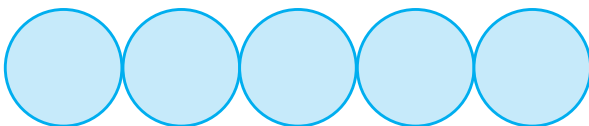
Thala umuda emncameni ukutjengisa:



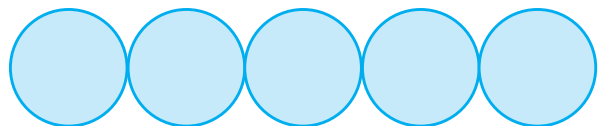
nawususa oku-2 koku-5 ipendulo ngoku-3



nawususa oku-1 koku-5 ipendulo ngoku-4



nawususa oku-3 koku-5 ipendulo ngoku-2



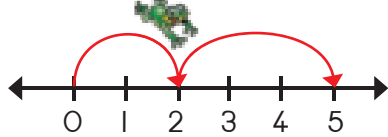
nawususa oku-4 koku-5 ipendulo ngoku-1



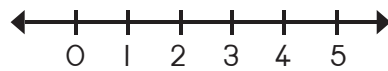
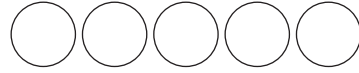


Khalara umncamo. Siza isirhwarhwa ukusitjengisa inambalayini.

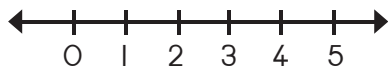
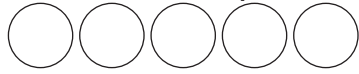
oku-2 noku-3, ipendulo



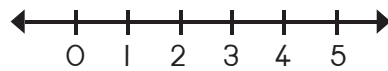
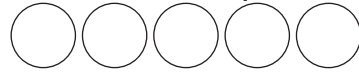
oku-3 noku-2, ipendulo



oku-1 noku-4, ipendulo

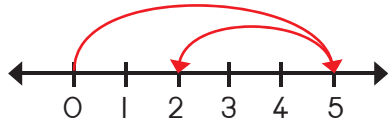


oku-4 noku-1, ipendulo

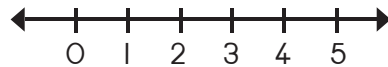
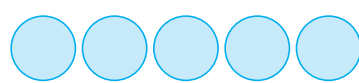


Thala umuda emcameni owususileko bese utjengisa ngenambalayini.

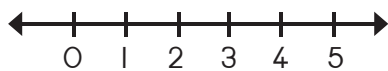
oku-5 susa oku-3



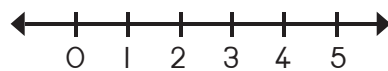
oku-5 susa oku-2



oku-5 susa oku-1



oku-5 susa oku-4



Teacher:

Sign:



Date:



Iimbholo namabhoksi



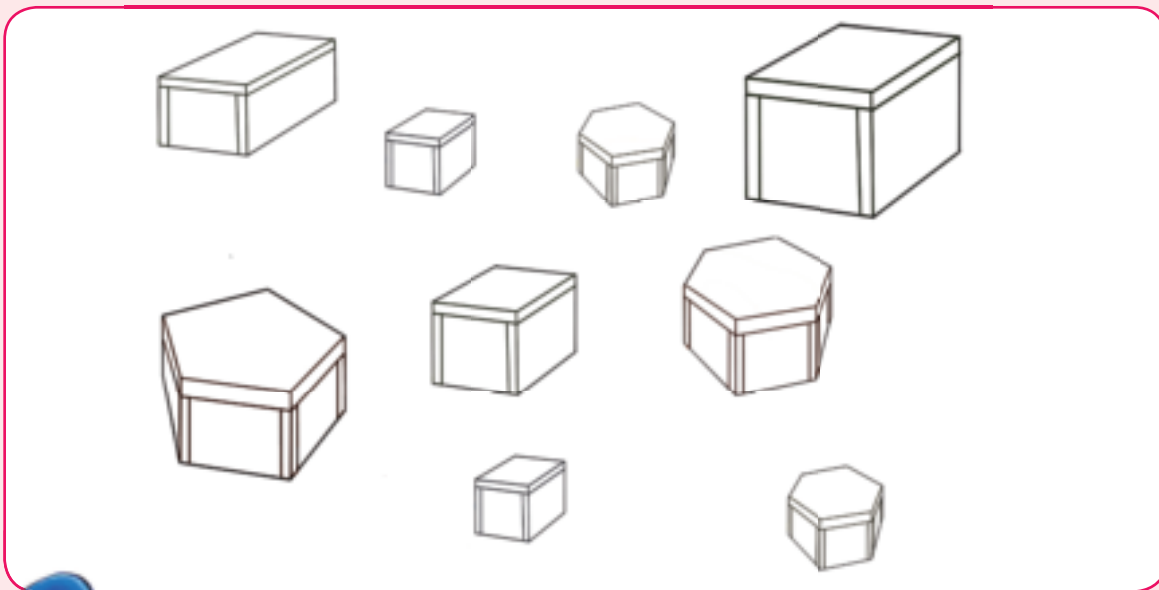
Ngijiphi kilezi efana namabhoksi?
 Ngijiphi kilezi efana neembholo?
 Ngijiphi engagedeka namtjhana itjhelele?





Khalara koke:

- Amabhoksi amancani neembholo ngokubovu
- Amabhoksi amakhulu neembholo ezikulu ngokuhlaza sasibhakabhaka



Gadangisa amagama.

ibhoksi

ibholo



Teacher: _____
 Sign: _____
 Date: _____



Ngesinceleni nangesidleni




Isandla sangesinceleni

Isandla sangesidleni

	ngesinceleni	ngesidleni
Umuthi unge	<input type="checkbox"/>	<input type="checkbox"/>
Imodere inge	<input type="checkbox"/>	<input type="checkbox"/>
Indlu inge	<input type="checkbox"/>	<input type="checkbox"/>
Inyoni inge	<input type="checkbox"/>	<input type="checkbox"/>
Isidleke singe	<input type="checkbox"/>	<input type="checkbox"/>

	ngesinceleni	ngesidleni
Inja inge	<input type="checkbox"/>	<input type="checkbox"/>
Imvu inge	<input type="checkbox"/>	<input type="checkbox"/>
Indlu inge	<input type="checkbox"/>	<input type="checkbox"/>
Isikolo singe	<input type="checkbox"/>	<input type="checkbox"/>
Ithuthumbo linge	<input type="checkbox"/>	<input type="checkbox"/>





Ndulungela isandla sakhe sangesidleni.
Ndulungela inyawo lakhe langesidleni.
Jama njengomsana ukhombise isandla sakho sangesidleni.

Ndulungela isandla sakhe sangesinqeleni.
Ndulungela inyawo lakhe sangesinqeleni.
Jama njengomntazana ukhombise isandla sakho sangesinqeleni.

Ngesidleni

Ngesinceleni



Ngesidleni

Ngesinceleni



Zijayeze ukutlola iinomboro lezi.

Three orange dots above a dotted number 3.

Five blue dots in a horizontal row.

Two red dots in a horizontal row.

Four green dots in a horizontal row.



Teacher: _____
Sign: _____
Date: _____





Ukulayela

Siza umcasa ufunyane lapha kuneenkhwende.
Ngabe kufuze ujikele **ngesinceleni** nanyana **ngesidleni**?



ngesinceleni	ngesidleni
✓	



ngesinceleni	ngesidleni




ngesinceleni	ngesidleni



ngesinceleni	ngesidleni



ngesinceleni	ngesidleni





Khalara igama elinembako elizokumadana nomkhonto.

	ngaphezulu	ngesinceleni	ngenzasi	ngesidleni
	ngaphezulu	ngesinceleni	ngenzasi	ngesidleni
	ngaphezulu	ngesinceleni	ngenzasi	ngesidleni
	ngaphezulu	ngesinceleni	ngenzasi	ngesidleni



Ndulungela umkhonto onembako ozokumadana newokuthoma emudeni.



Teacher: _____
 Sign: _____
 Date: _____





Ukwakha nokuphula iinomboro

Qedelela ngeenomboro ezinembako ebhlogweni ngalinye.



u- no- kwenza




u- no- kwenza



u- no- kwenza



u- no- kwenza



u- no- kwenza



u- no- kwenza




u- no- kwenza





u- no- kwenza





Kwanje linga okulandelako.



 no- no- kwenza


 no- no- kwenza


 no- no- kwenza


 no- no- kwenza


 no- no- kwenza


 no- no- kwenza




Teacher: _____
Sign: _____
Date: _____




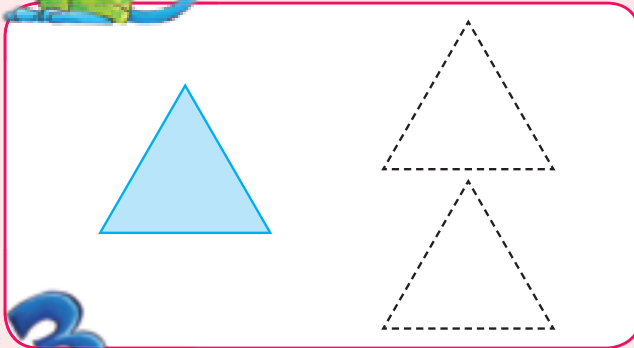
Ukuhlanganisa nokubuyelela kabili



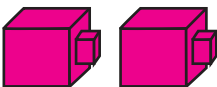
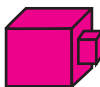
Buyelela kabili amacaphaza emaphikweni.



Buyelela kabili amajamo.



Gwala bese uqedelela ngeenomboro.

Ukubuyelela kabili  kwenza 


Ukubuyelela kabili

kwenza

Ukubuyelele  kwenza

Ukubuyelela kabili

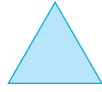
kwenza



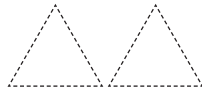


Gwala bewuqedelele ngeenomboro.

Buyelela kabili



kwenza



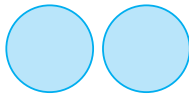
Buyelela kabili

kwenza

ukuhlanganisa

kwenza

Buyelela kabili



kwenza



Buyelela kabili

kwenza

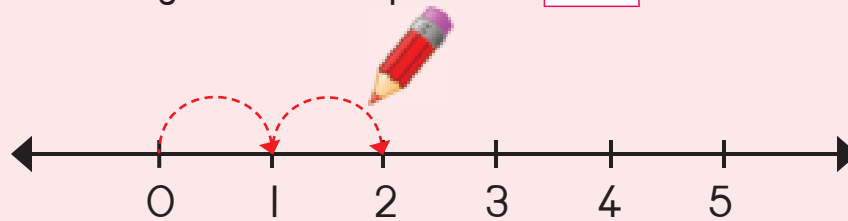
ukuhlanganisa

kwenza

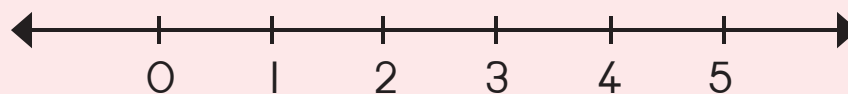


Tjengisa okulandelako kumanambalayini.

Oku-1 nakubuyelelwe kabili, ipendulo



Oku-2 nakubuyelelwe kabili, ipendulo



Teacher:



Sign:

Date:



Ubukhulu nobuncani

- Ndulungela ngokubomvu enyamaneni ekulu bese undulungela ngokuhlaza
- Gwala isikwere undungele isilwanyana esincani ngaphakathi kwebhoksi.




ekulu encani

ekudlwana encanyana





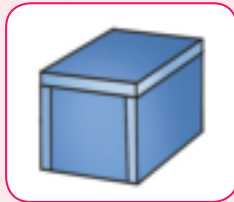
Gwala ibholo ekulu.



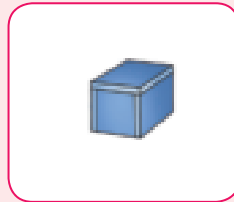
Gwala ibholo encani khulu.



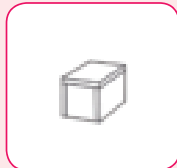
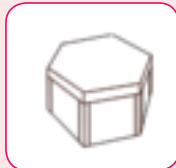
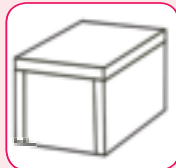

Gwala ibhoksi elincani khulu.



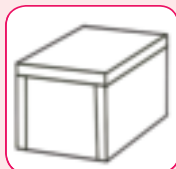
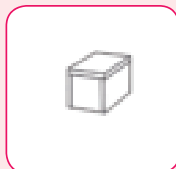
Gwala ibhoksi elikhulu.



Khalara ibhoksi elincani nebholo encani.




Khalara ibhoksi elikhulu nebholo ekulu.



Teacher:
Sign:
Date:






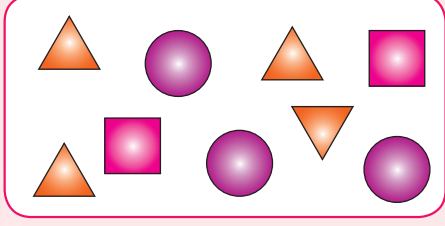
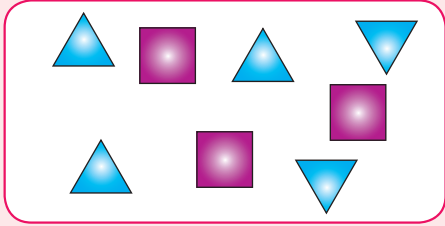
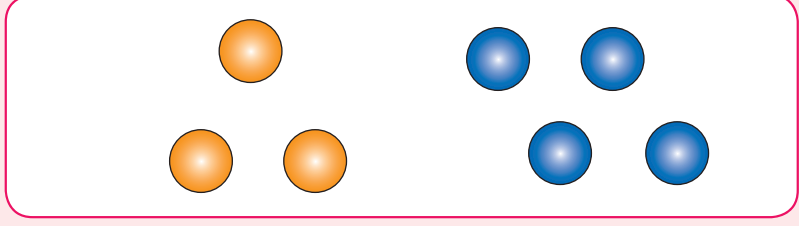
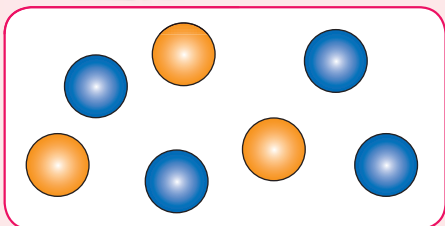
Hlela izinto




Madanisa izinto ezihleliweko nesithombe.

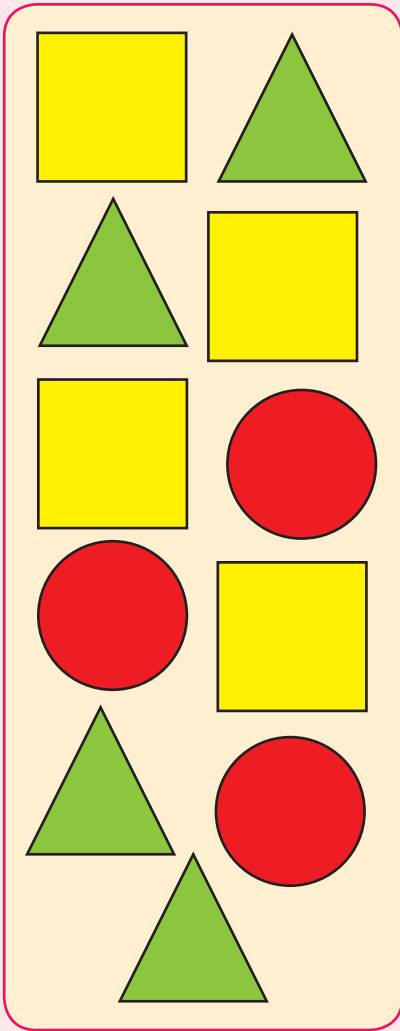




Hlela ngokwenza umgwalo walokhu okulandelako.





Buyelela ugwale amabumbeko ngaphakathi kwesithombe segrafu bese utlola inani ngenzasi.






Teacher:
Sign:
Date:





Asabelane ngokulingana

Bala amalamune, amabhanana nama-apula bese utlola inomboro efaneleko ngebhlogweni.



4

amalamune

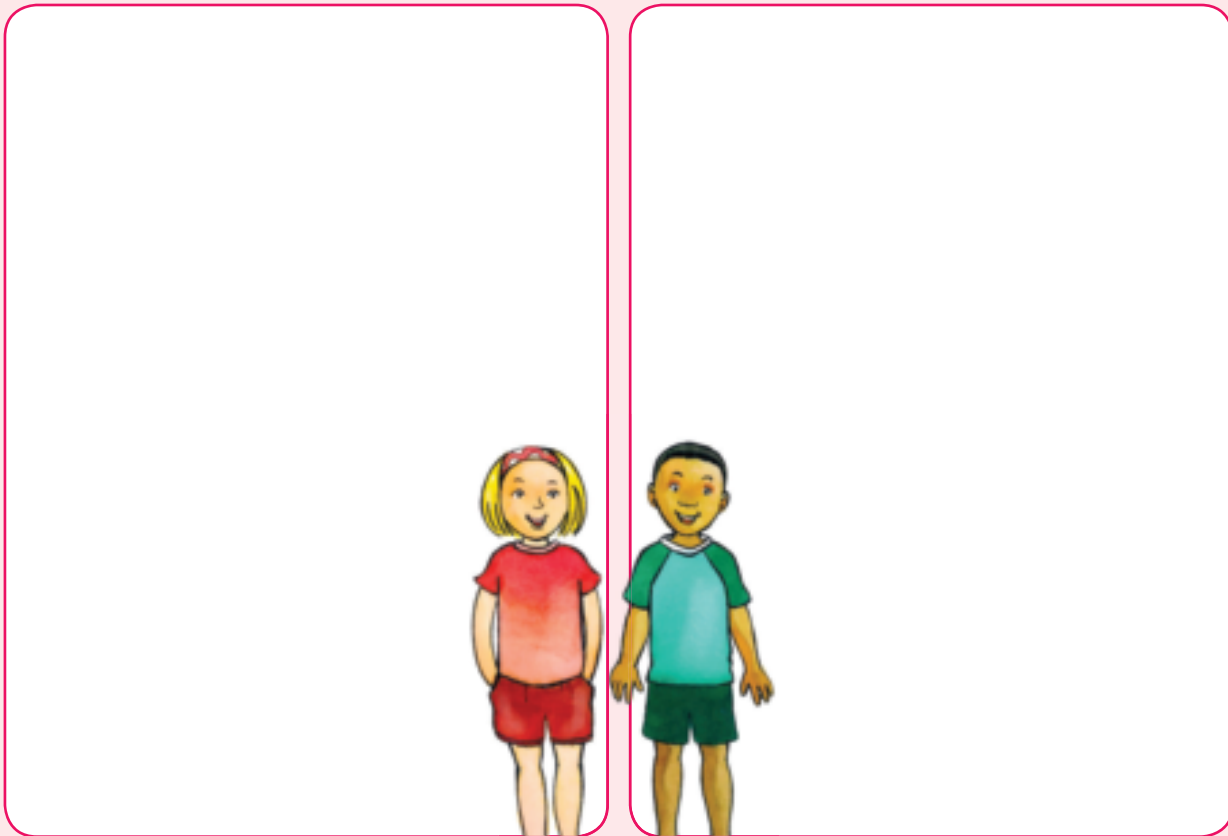


amabhanana



ama-apula

Yabelana bewugwale amalamune namabhanana ngokulingana ebantwaneni ababili.






Yaba okungaphakathi kwebhoksi kubeziincenye ezimbili.
Gwala iincenye ezimbili ebhoksini elingesidleni.



$$4 = 2 + 2$$



$$\square = \square + \square$$



$$\square = \square + \square$$




Teacher:
Sign:
Date:





Ukwabelana ngokulingana


Ndulungela iinthelo wabele iinyamazana ngokulingana.



Ikghabu ngayinye ifunyanane amabhanana amangaki?



Umqasa ngamunye ufunyanane amakheroti amangaki?



Ikghabu ngayinye ifunyanane ama-apula amangaki?

Abekhona ama-apula aseleko ngemva kokuwaba ngokulinganako.



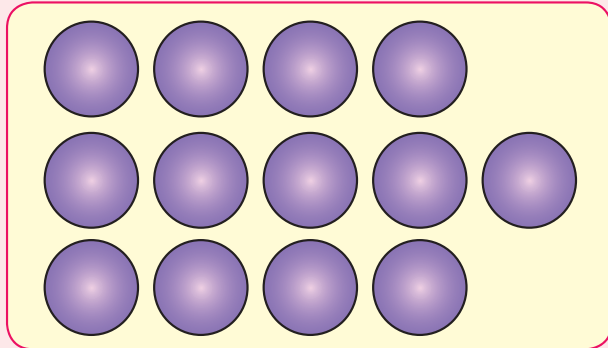

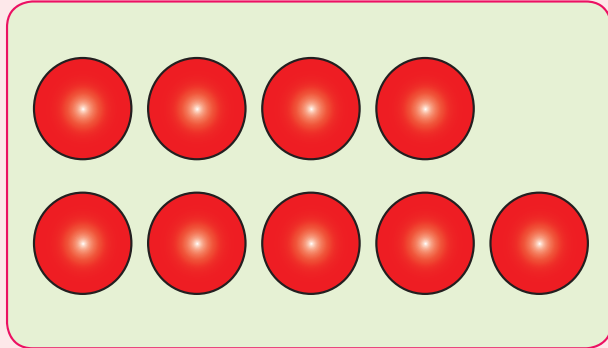
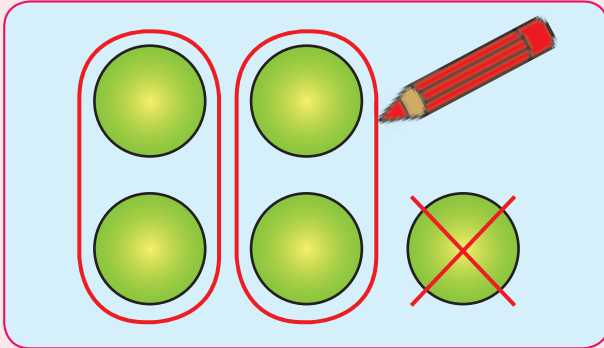
Umqasa ngamunye ufunyanane amakheroti amangaki?

Abekhona amakheroti aseleko ngemva kokuwaba ngokulinganako.

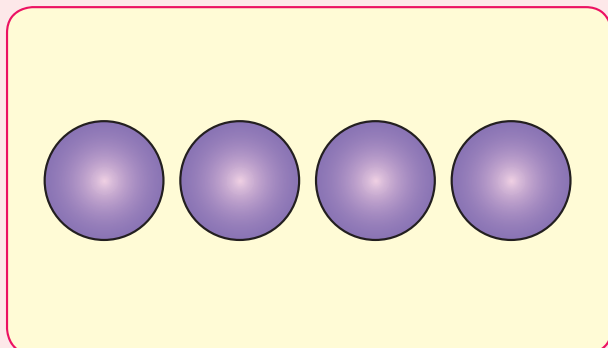

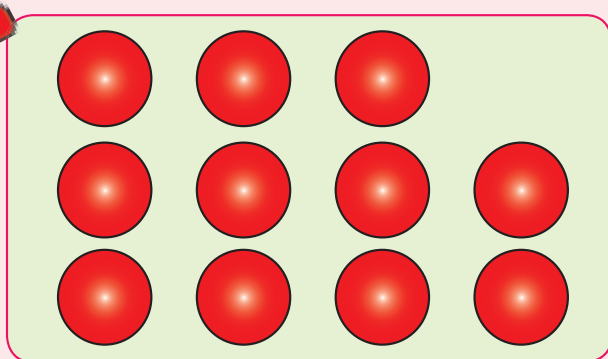
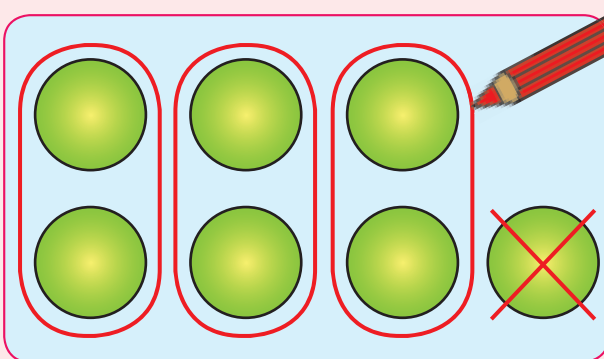




Buthelela iimbalisi ngencenye ezimbili ezilinganako bese ubeka isiphambano phezulu kwesalela.



Buthelela iimbalisi ngencenye ezintathu ezilinganako bese ubeka isiphambano phezulu kwesalela.



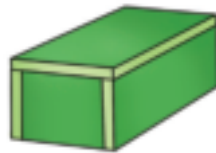
Teacher:
Sign:
Date:





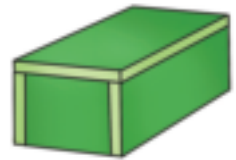
Ukwakha izinto

Ungawakha umbhotjhongo ngezinto zoke ezilandelako?
Tshwaya Iye nanyana Awa.



Iye

Awa



Iye

Awa

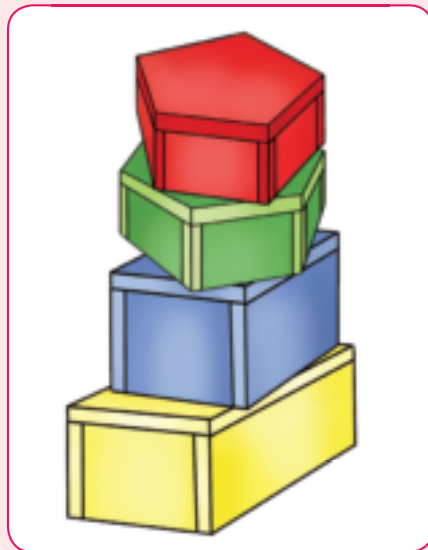
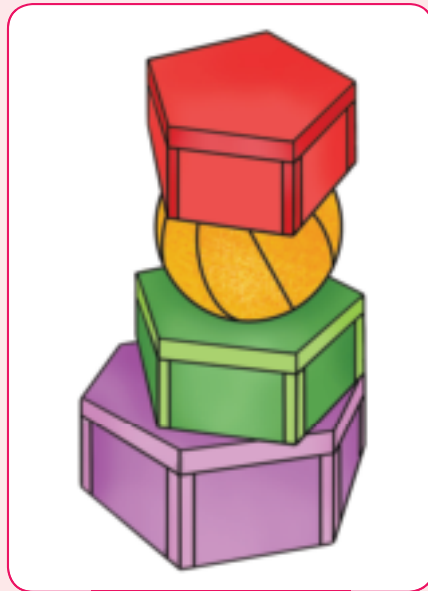



Iye

Awa



Ingabe umbhotjhongo uzokujama nanyana angekhe ujame? Tlola itshwayo ✓ nanyana ✘.



Sebenzisa amagabha womlilo alitjhumi bese uwanamathisela ndawonye ukwenza umakhiwo wakho. Ingabe ukunamathisela kwenza ukuphattha amabhoksi kube lula?



Teacher:
Sign:
Date:





Gadangisa iinyanga zomnyaka.
Khalara ibhaloni enelanga lakho lamabeletho.

Ukutjho isikhathi

uJanabari

uFebherbari

uMatjhi

u-Apreli

uMeyi

uJuni

uJulayi

u-Arhostesi

uSeptemba

u-Oktoba

uNovemba

uDisemba



Gadangisa amalanga weveke.
Khalara ngebhlogweni utjho kobana kungelesingaki namhlanje.

uMvulo

uLesibili

uLesithathu

uLesine

uLesihlanu


uMqgqibelo

uSondo



Teacher:
Sign:
Date:

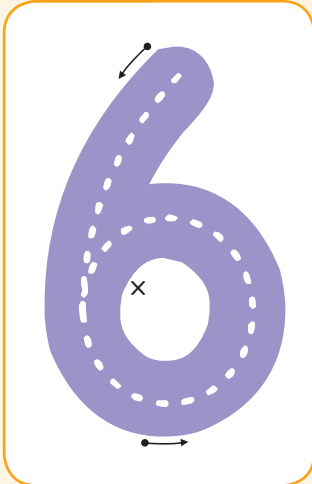




Sithandathu



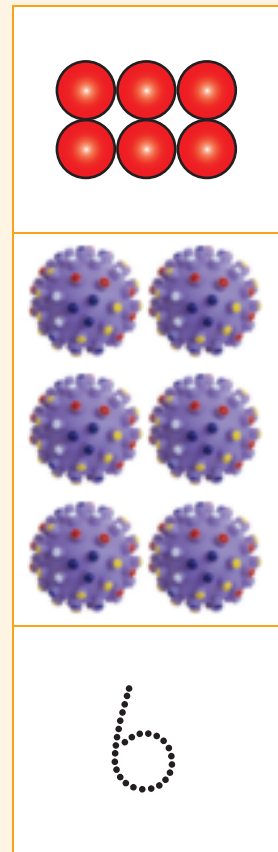
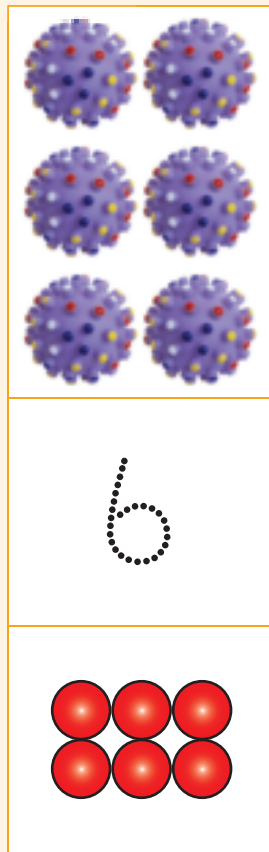

Gwala iindulungu ezisi-6 ngaphakathi kwebhlogo.



Gadangisa inomboro.

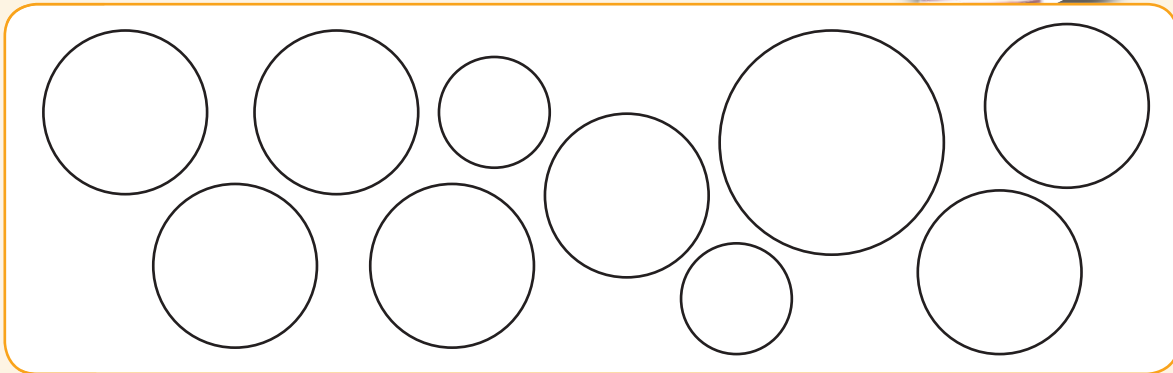


Madanisa iinthombe.










Faka iindulungu ezisi-6 umbala.



Kopulula bewugwale okhunye okusi-6.



Zijayeze inomboro.



isithandathu




Faka umbala iindulungu lokha nawubalako.



Teacher: _____
 Sign: _____
 Date: _____





Ikhomba



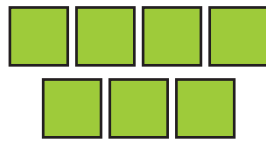
Gwala iindulungu ezili-7.



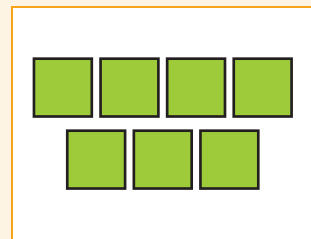
Gadangisa inomboro.



Madanisa iinthombe.




ikhomba

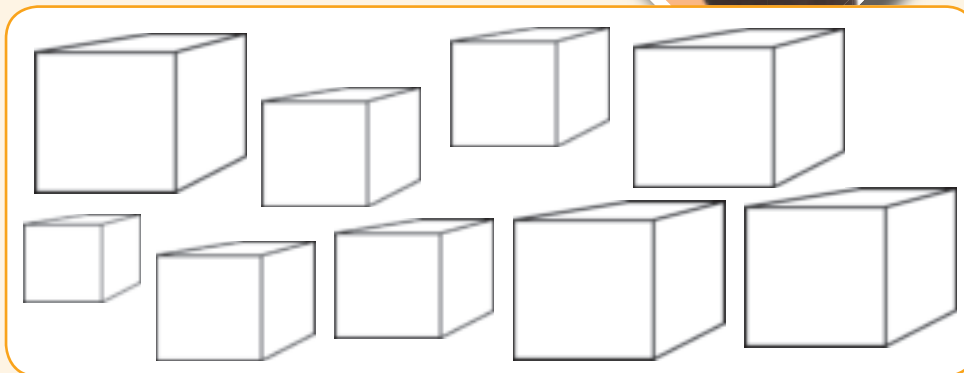



ikhomba





Faka umbala amarekthengela ali-7 kanye nama bhlogo ali-7.




Kopulula bewugwale okhanye okuli-7.




Zijayeze inomboro.




ikhomba



Faka iinkwere umbala nawulokhu ubala.




Teacher:
Sign:
Date:



Bunane



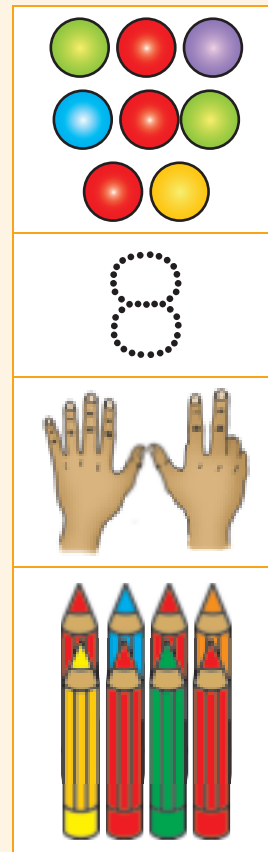
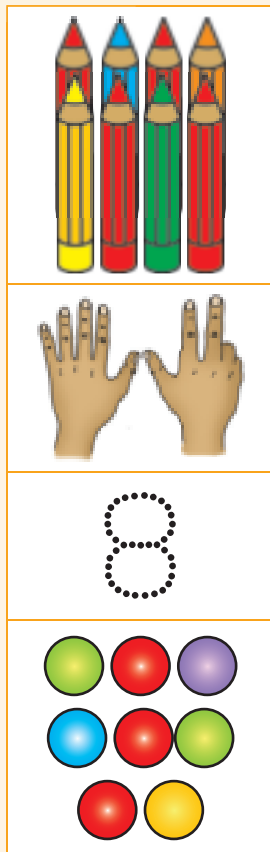

Gwala amajamo abu-8 ngaphakathi kwebhoksi.



Gadangisa inomboro.



Madanisa iinthombe.






Faka umbala iinkwekwezi ezibu-8.



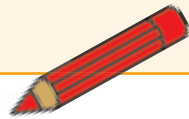
Kopulula bewugwale okhunye okubu-8.




Zijayeze inomboro.



bunane




Faka iiyingi iindulungu nawulokhu ubala.



Teacher:
Sign:
Date:

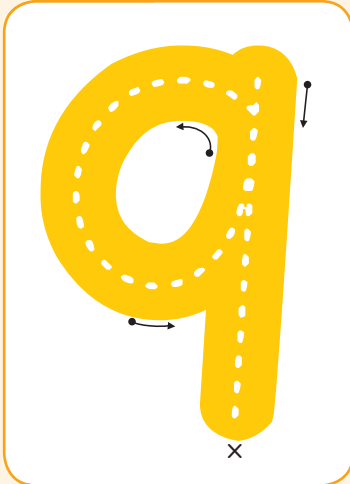




Ithoba




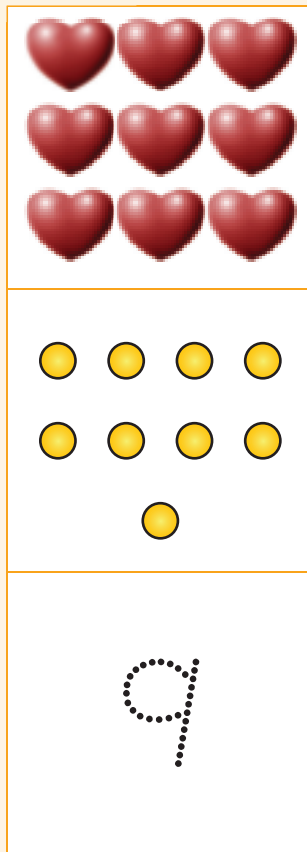
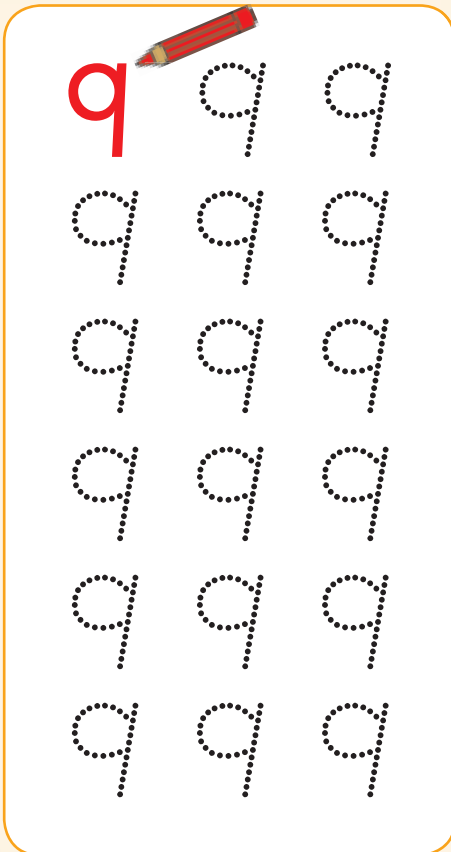
Gwala iinhliziyo ezili-9 ngaphakathi kwebhlogo.



Gadangisa inomboro.




Madanisa iinthombe.

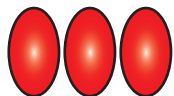




Faka amabhaloni alithoba umbala.



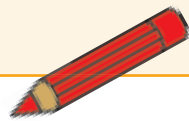
Kopulula bewugwale okhunye okuli - 9.



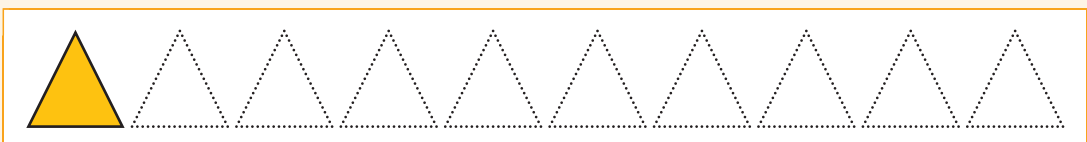
Zijayeze inomboro.



ithoba



Faka umbala aboncantathu lokha nawubalako.



Teacher:
Sign:
Date:

Kuzele nanyana akunalitho




Faka umbala ependulweni enembako.
Imumathi zizele nanyana azinalitho?



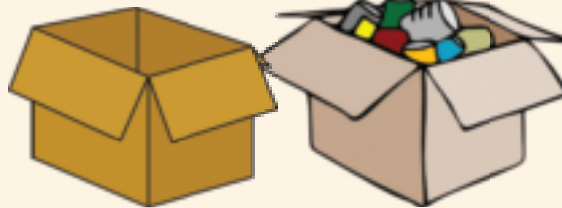
azinalitho zizele

azinalitho zizele



azinalitho zizele

azinalitho zizele




azinalitho zizele

azinalitho zizele



azinalitho zizele

azinalitho zizele



azinalitho zizele

azinalitho zizele



azinalitho zizele

azinalitho zizele



azinalitho zizele

azinalitho zizele

zizele

azinalitho





Khalara ipendulo enembako.
Ingabe iimumathi zizele nanyana azinalitho?

azinalitho

zizele



azinalitho zizele

azinalitho zizele



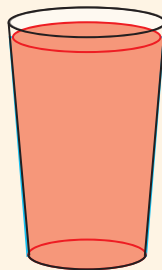

azinalitho zizele

azinalitho zizele



azinalitho zizele

azinalitho zizele



E

azinalitho zizele

azinalitho zizele




azinalitho zizele

azinalitho zizele



Teacher:
Sign:

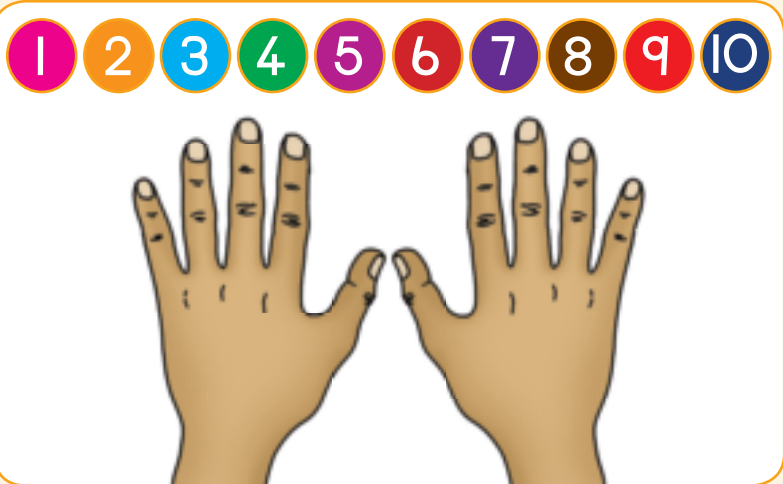
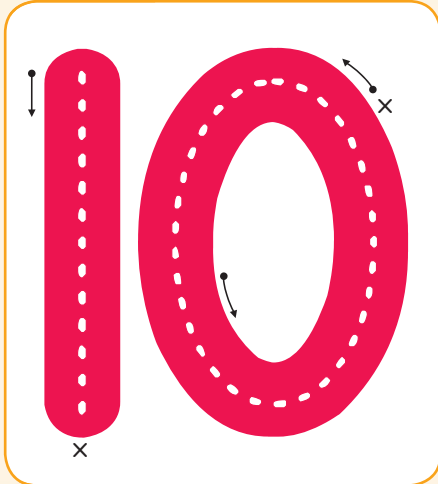
Date:




Itjhumu




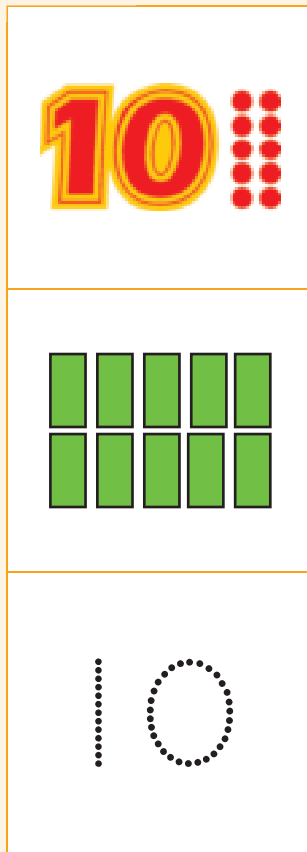
Bala imino yezandla zakho zombili.



Gadangisa inomboro.




Madanisa iinthombe.





Faka iint'helo ezili -10 umbala.



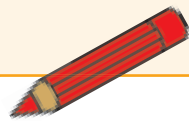
Kopulula bewugwale okhanye okuli -10.



Zijayeze inomboro.



itj'hummi



Faka amarekt'hengela umbala lokha nawubalako.



Teacher:
Sign:
Date:



Iinomboro I kufika ku-10

Sebenzisa imino yakho ukwakha iinomboro ezilandelako. Bese ukopulula iinomboro.

	1	1
	2	2
	3	3
	4	4
	5	5
	6	6
	7	7
	8	8
	9	9
	10	10



Ukutlola iinomboro kusukela kweye-6-10



Zijayeze ukutlola iinomboro lezi.



6

sithandathu



6

6

6

6



7

likhomba

7

7



8

bunane

8

8



9

lithoba

9

9



10

litjhumi

10


10

10



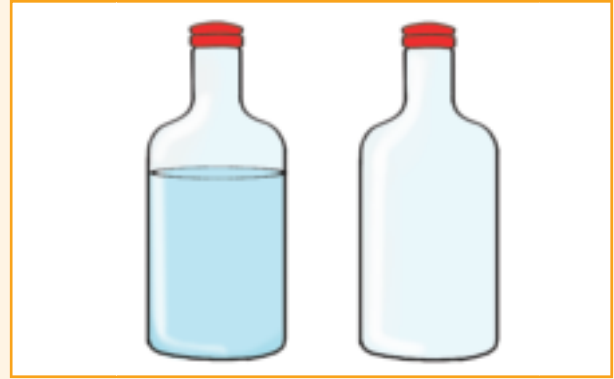

Teacher: _____
Sign: _____
Date: _____



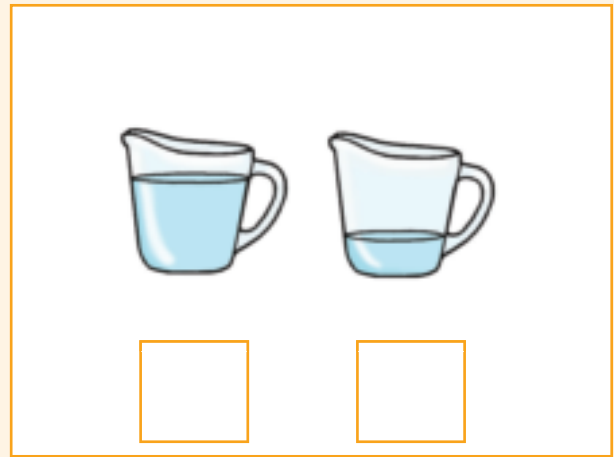
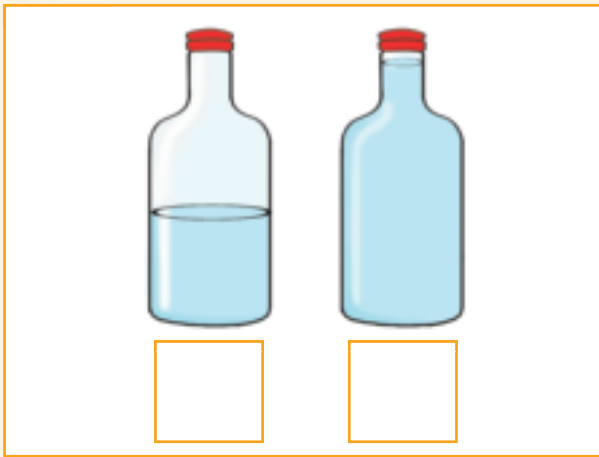


Umthamo nevolumu

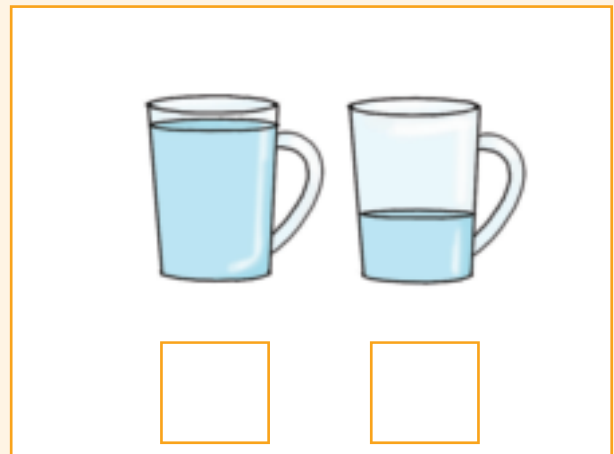
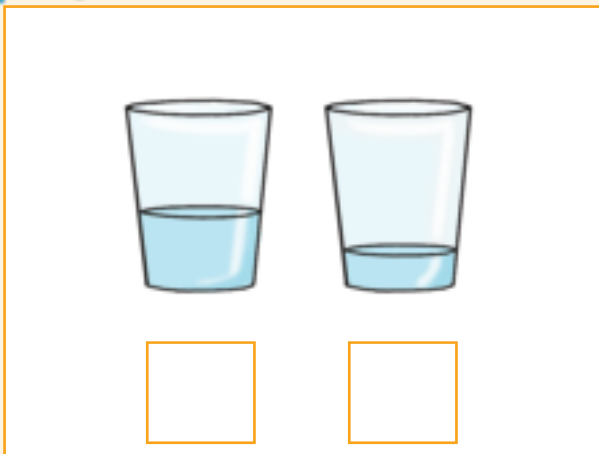
Gwala godu amanzi ngaphakathi kwesimumathi.



Tshwaya kobana ngisiphi isimumathi esinokunengi.




Thika kobana ngisiphi isimumathi esinokuncani.







Khalara isimumathi sesibili ukuze sibonakale kobana simumet'he ijuzi encani kune sokuthoma.



Khalara isimumathi sesibili ukuze sibonakale kobana simumet'he ijuzi enengi kune sokuthoma.





Ndulungela okunengi, okuncani nalokho okulinganako.



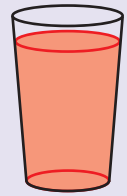
Esihlaza kwesibhakabhaka sino

esibovu sino.




Esihlaza kwesibhakabhaka sino

esibovu sino.



Esihlaza kwesibhakabhaka sino

esibovu sino.



okunengi

okuncani

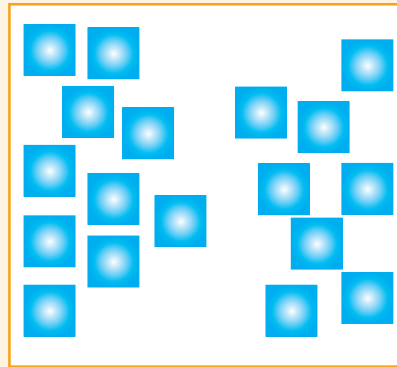
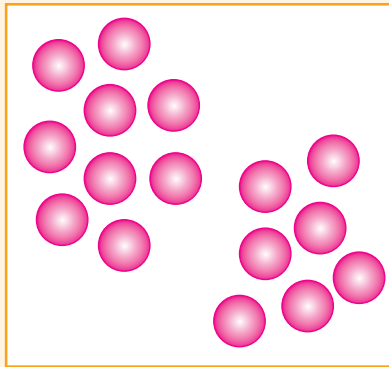

Teacher:
Sign:

Date:



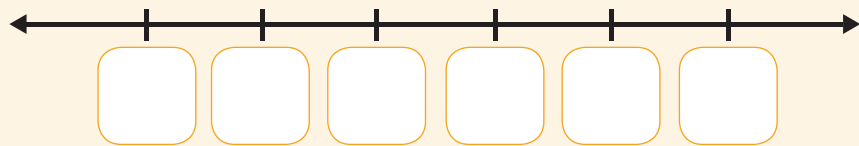
Iinomboro I kufika ku-10

Ngaphakathi kwebhlogo elinye nelinye, ndulungela ibuthelelo elinamabumbeko amancani.

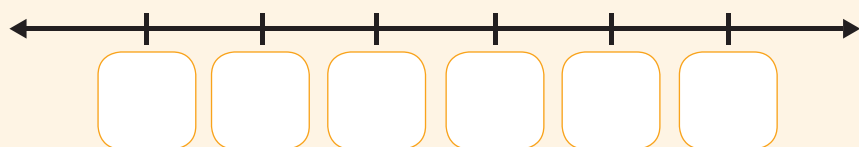


Tlola iinomboro ezisuka kezincani khulu ukuya eenomborweni ezikulu khulu emudeni.

2 4 3
6 1 5



4 6 8
7 9 5



Khalara inomboro encani khulu ngokuhlaza satjani bese ekulu khulu ngombala o-orentji.

7 4 3

9 10 8

5 1 6

4 6 2



Rarulula okulandelako. Ungazenzela imigwalo ukuze ikusize.

Oku-5 okungezelelwe ngokukodwa.

Oku-5 okuphungulwe ngokukodwa.

Oku-6 okungezelelwe ngakubili.

Okuli-7 okuphungulwe ngakubili.



Umnchamo ophothelweko



Zalisa ngenomboro efaneleko.

A series of ten horizontal number lines for counting practice. Each line has ten circles. A red pencil is shown writing the number 1 in the first circle of the top line.

- Line 1: 1, 2, 3, 4, 5, 6, 7, 8, 9, 10
- Line 2: 1, 2, 3, (blank), 5, 6, 7, 8, 9, 10
- Line 3: 1, 2, 3, (blank), (blank), 6, 7, 8, 9, 10
- Line 4: 1, 2, (blank), 4, 5, 6, (blank), 8, (blank), 10
- Line 5: 1, 2, 3, (blank), 5, 6, 7, (blank), (blank), 10
- Line 6: (blank), 2, (blank), 4, 5, (blank), 7, 8, (blank), 10
- Line 7: 1, (blank), 3, 4, 5, 6, 7, (blank), 9, (blank)
- Line 8: (blank), (blank), (blank), (blank), (blank), (blank), (blank), (blank), (blank), (blank)
- Line 9: 10, 9, 8, 7, 6, 5, (blank), (blank), (blank), (blank)



Teacher: _____
Sign: _____
Date: _____






Okunengi, okulinganako nokunciphisa

Madanisa izinto ngesandleni esingesinceleni nezinto ezingesidleni.
Khalara ipendulo enembako.



kuyafana

akufani




kuyafana

akufani



kuyafana

akufani



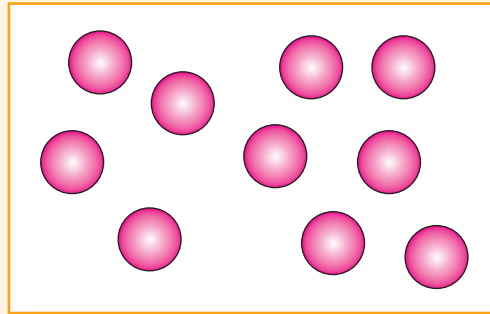
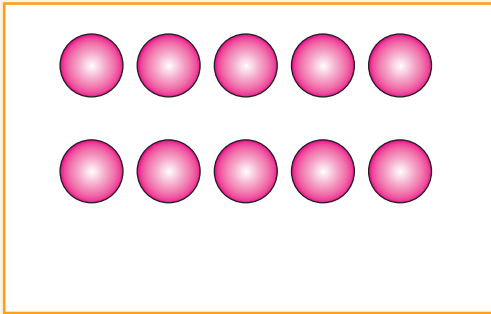
kuyafana

akufani





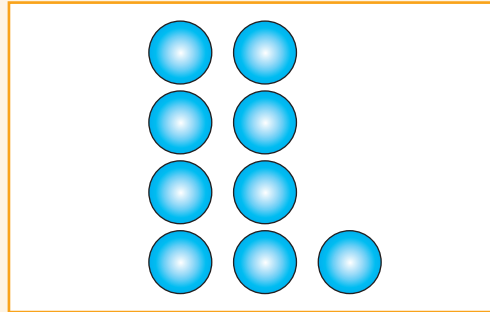
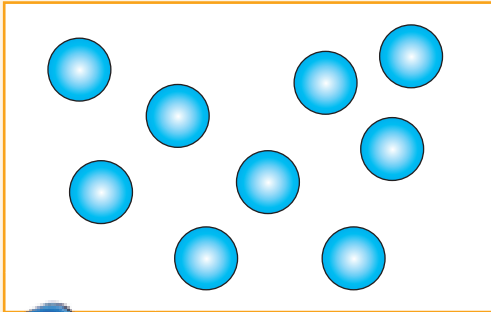
Yitjho kobana ibhlogo lesibili linokunengi, linokuncani, lilingana nebhlogo lokuthoma.
Khalara ipendulo enembako.



okunengi

kuyalingana

kuncani



okunengi


kuyalingana

kuncani



Madanisa izinto nenomboro.

1
2
3
4
5
6
7
8
9
10





Teacher: _____
Sign: _____
Date: _____



Ukuhlanganisa amaswidi

Hlanganisa amaswidi la bese uzalisa ngependulo.

$$2 + 3 = 5$$

$$3 + 4 =$$



Hlanganisa iinomboro.




$$5 + 1 = 6$$

$$5 + 0 =$$

$$3 + 2 =$$

$$4 + 3 =$$





Zama lokhu.

$3 + 6 = 9$

$4 + 0 = 4$

$0 + 5 = 5$

$6 + 0 =$

$2 + 2 =$

$1 + 3 =$

$2 + 5 =$

$5 + 0 =$

$1 + 8 =$

$4 + 2 =$

$1 + 1 =$

$0 + 7 =$

$3 + 2 =$

$5 + 3 =$

$7 + 2 =$

$4 + 4 =$

$5 + 1 =$

$4 + 3 =$


$2 + 6 =$

$8 + 2 =$




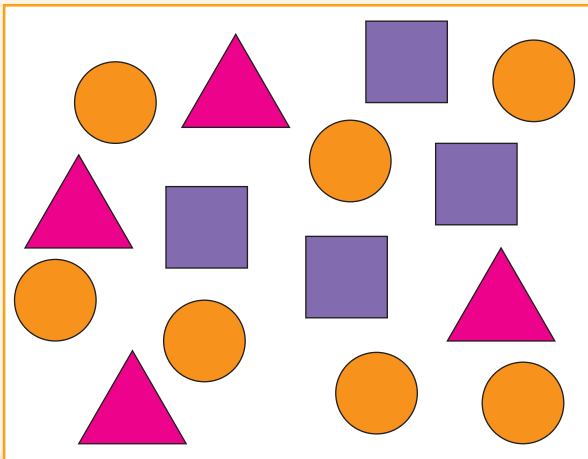


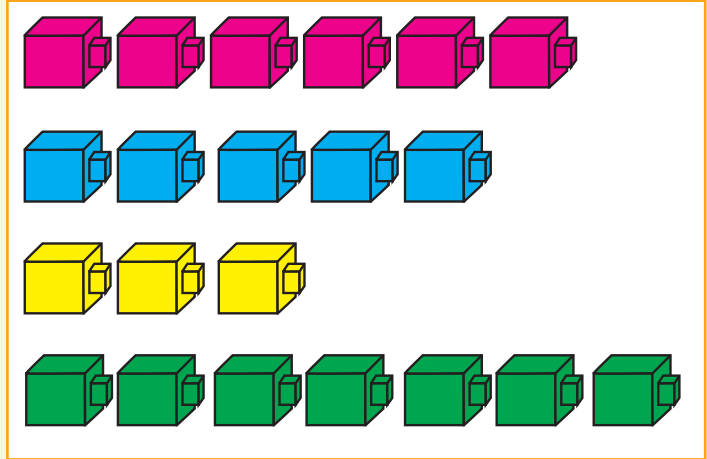

Teacher:
Sign:
Date:





Ukubuthelela nokuhlela

Hlela bewugwale lokho okubutheleleko bewakuhlela.





Hlela amakari alandelako ngokugwala umgwalo.



Mangaki amakari **asarulani** owabonako?

Mangaki amakari **a-orentji** owabonako?

Mangaki amakari **ahlaza satjani** owabonako?



Teacher:
Sign:
Date:



Ukuhlanganisa kufika ku-10: Bala

Gwala isithombe bese utlola umutjho weenomboro wakho koke.


USara unamaswidi ama-3. USipho unamaswidi ama-2. Sele baboke, banamaswidi amangaki?



Asibale:

$$\boxed{} + \boxed{} = \boxed{}$$

Nginamabula ama-4. Ngithumbe amanye ama-3. Senginamabula amangaki?



Asibale:

$$\boxed{} + \boxed{} = \boxed{}$$

Bekunamaviyaviyani ama-5. Kwafika mabili. Kunamaviyaviyani amangaki nasele awoke.



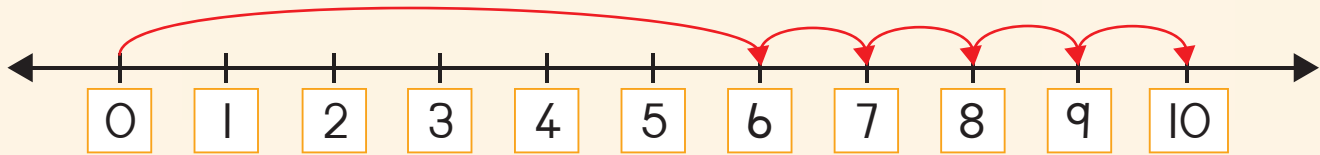
Asibale sibuyele emuva:

$$\boxed{} - \boxed{} = \boxed{}$$

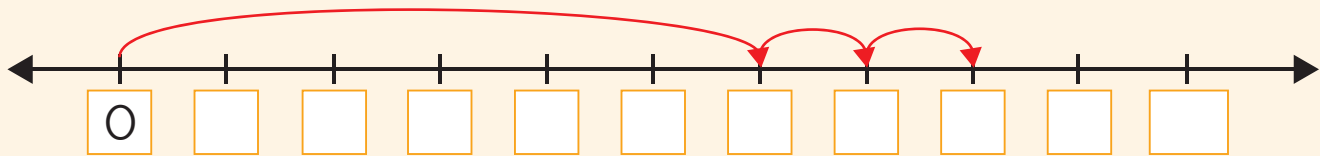




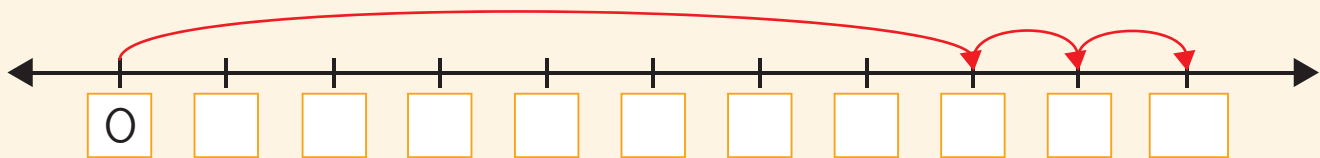
Qedelela iinomboro kunambalayini bese utlola umutjho weenomboro womutjho ngamunye.



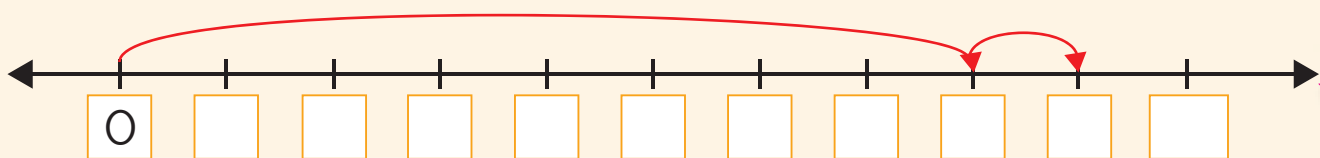
$$6 + 4 = \square$$



$$\square + \square = \square$$



$$\square + \square = \square$$



$$\square + \square = \square$$



Teacher: _____
Sign: _____
Date: _____





Ukuhlanganisa: ukwakha nokuhlephula ukufika

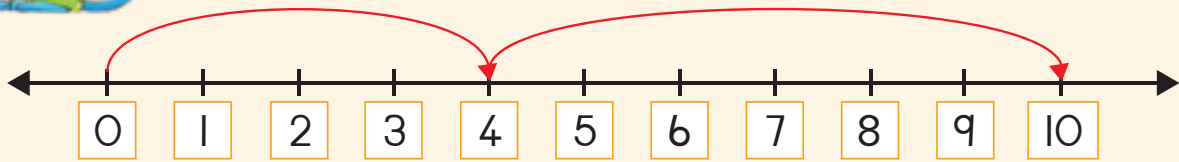
ku-10

Khalara ukutjengisa okulandelako.

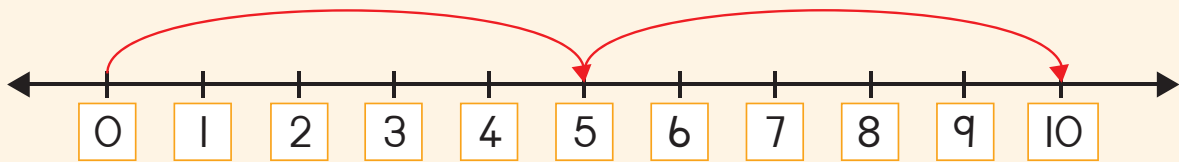
1 + 9	
2 + 8	
3 + 7	
4 + 6	
5 + 5	



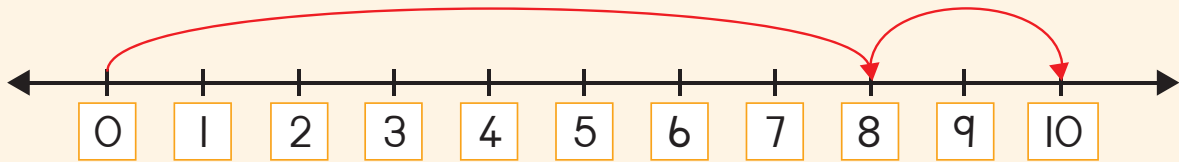
Tlola isibalo salokhu:



$$4 + 6 = \square$$



$$\square + \square = \square$$



$$\square + \square = \square$$





Sebenzisa iinomboro zamathuthumbo ukuzenzela umtjho wakho weenomboro.



$$\square + \square + \square = \square$$



$$\square + \square + \square = \square$$



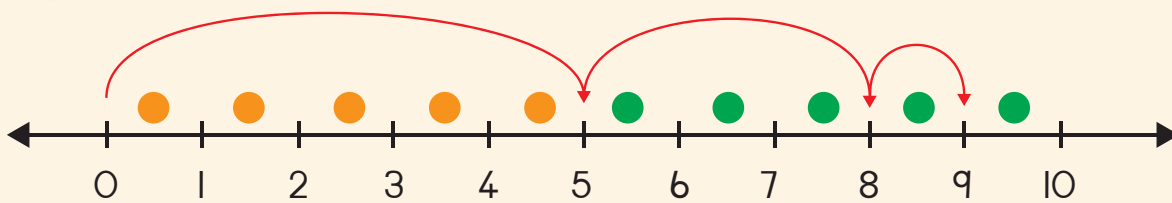
$$\square + \square + \square = \square$$



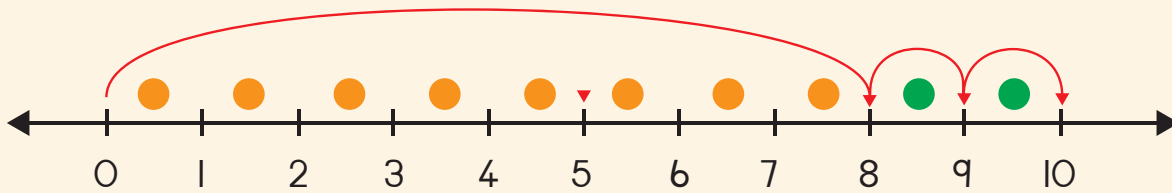
$$\square + \square + \square = \square$$



Tlola isibalo salokhu:



$$\square + \square + \square = \square$$



$$\square + \square + \square = \square$$



Teacher: _____
Sign: _____
Date: _____



Ukubuyelela kabili nokuhafula



Phendula okulandelako.

Ubona abentazana abangaki?



Kwanje sewubona abentazana abangaki?



Oku-1 okubuyelelwe kabili, ipendulo ngoku-2.
Kungaba nangaki-ke nasiphungula inani labentazana?

Ubona iinyawo ezingaki?



Kwanje sewubona iinyawo ezingaki?



Sithi oku-2 okubuyelelwe kabili, ipendulo ngoku-4.
Izokuba yini ihafu yaka-4?

Ubona amavili amangaki?



Kwanje sewubona amavili amangaki?



Sithi oku-3 okubuyelelwe kabili, ipendulo ngokusi-6. Izokuba yini ihafu yaka-6?

Ubona imilenze emingaki?



Kwanje sewubona imilenze emingaki?




Sithi oku-4 okubuyelelwe kabili, ipendulo ngokubu-8. Izokuba yini ihafu yaka-8?



Ubona imino emingaki?



Kwanje ubona imino emingaki?

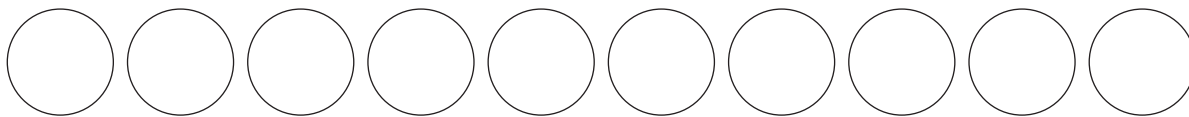


Sithi oku-5 okubuyelelwe kabili, ipendulo ngokuli-10. Izokuba yini ihafu ye-10?



Rarulula okulandelako ngokukhalara. Tlola isibalo.

Nginamabula ama-4. Umngani wami unamamabula ama-4. Sisobabili sinamamabula amangaki? Khalara inani elinembako lamamabula.



$$\square + \square = \square$$



Phendula okulandelako:

Oku-1 okubuyelelwe kabili, ipendulo

Oku-2 nakubuyelelwe kabili, ipendulo

Oku-4 okubuyelelwe kabili, ipendulo

Oku-5 okubuyelelwe kabili, ipendulo

Ihafu yaka-2, ipendulo

Ihafu yaka-4, ipendulo

Ihafu yaka=8, ipendulo

Ihafu yaka-10, ipendulo

Oku-3 okubuyelelwe kabili, ipendulo

Ihafu yaka-6, ipendulo



Teacher:
Sign:


Date:




Qedelela amabumbeko alandelako.

Amabumbeko


isikwere



indulungu




uncantathu




irekthengela

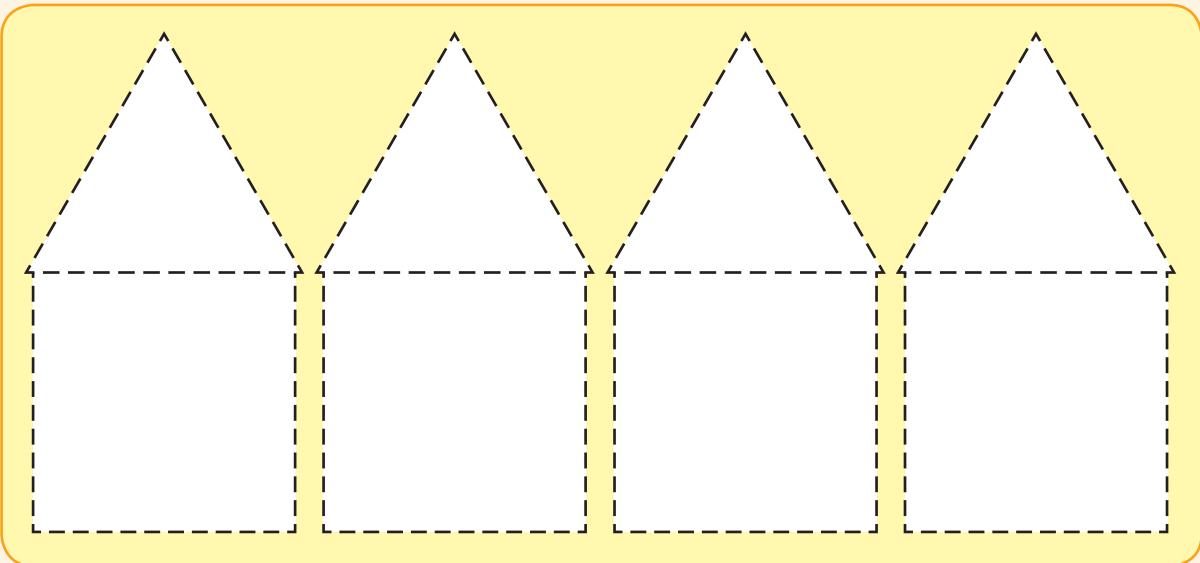

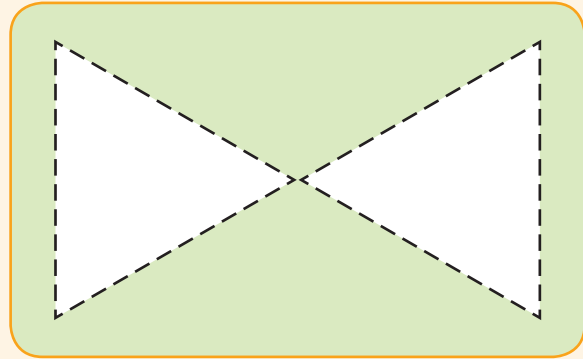
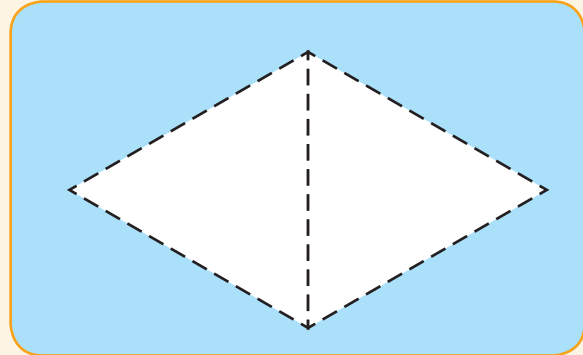
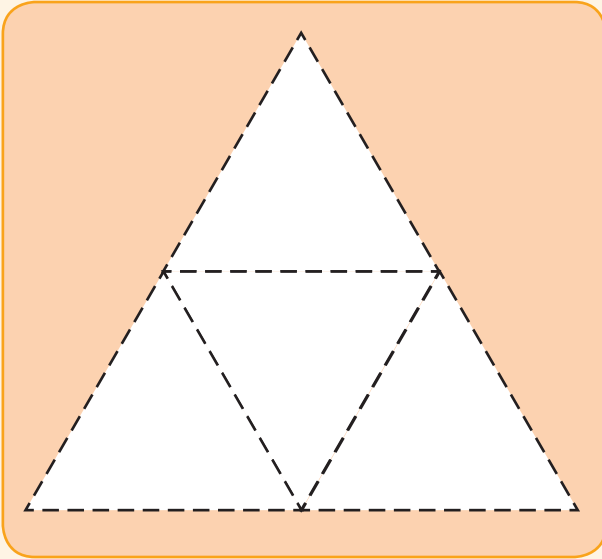


Sebenzisa amajamo amane angehla ukugwala isithombe.
Ungasebenzisa amajamo kanengi ngokuthanda kwakho.





Sebenzisa amabumbeko wakho
asikiweko ukwenza amabumbeko
alandelako.



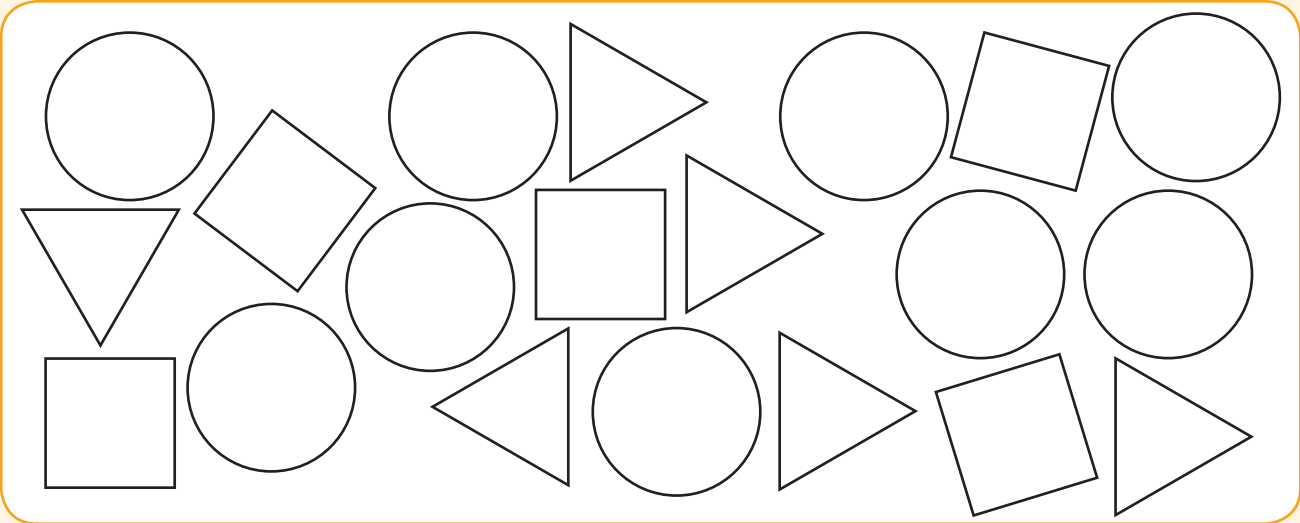
Teacher:
Sign:
Date:



Amanye amajamo we-2-D



Hlela amajamo bese ugwale umgwalo walokho okuhlelileko.



Aboncantathu

Indulunga

Isikwere

--	--	--

Kunaboncantathu abangaki?

Kuneedulunga ezingaki?

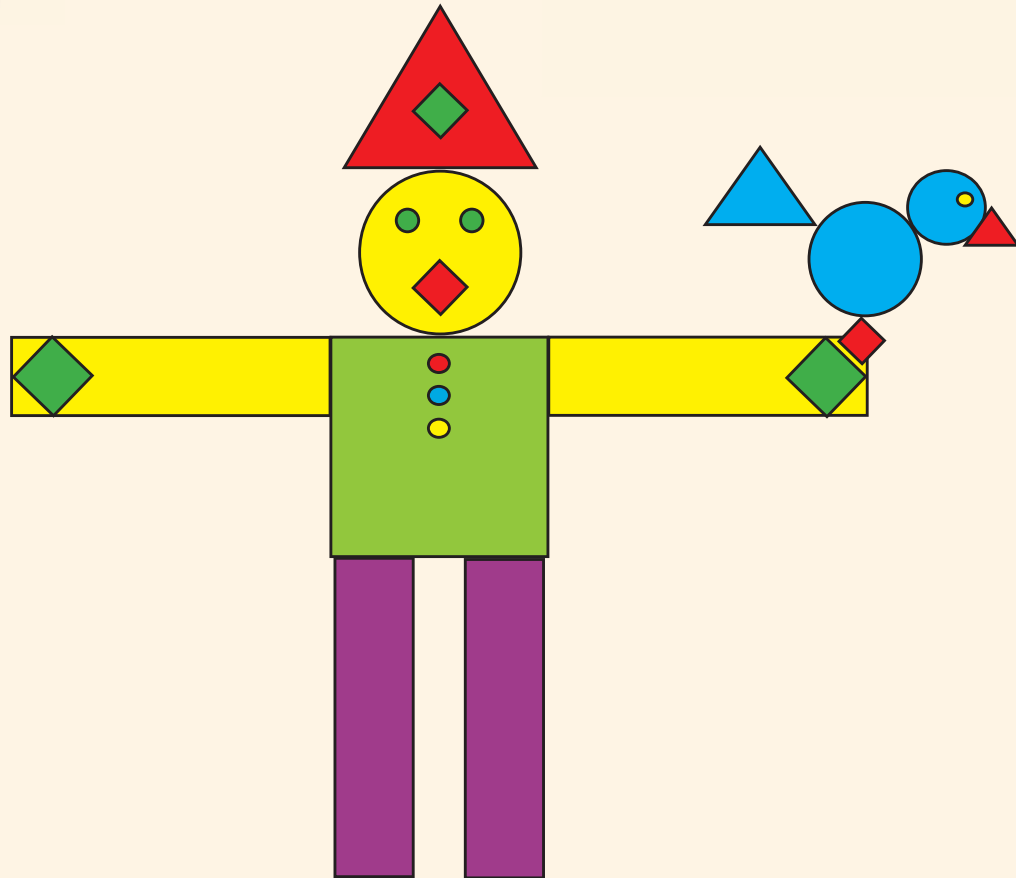
Kuneenkwere ezingaki?





Thola amabumbeko alandelako

Thola amabumbeko ahluhlukeneko bese uyawabala.



<input type="checkbox"/>	Zingaki iinkwere ozitholako?	
<input type="radio"/>	Mangaki amasekele owatholako?	
<input type="checkbox"/>	Bangaki abonqantathu obatholako?	
<input type="checkbox"/>	Mangaki amarekthengeli owatholako?	



Teacher:
Sign:
Date:





Amabuthhelelo wangakubili kufika ku-10

Phendula imibuzo:



Ubona abentwana abangaki?

Ubona iimpara zeenyawo ezingaki?


Tlola isibalo seempara zeenyawo.

$$2 + 2 + 2 =$$




Gwala iindulungu uzombeleze okulandelako ukwenza:

amabuthhelelo ama-2
wangaku-2



amabuthhelelo ama-4
wangaku-2





amabuthelalo ama-5
wangaku-2



amabuthelalo ama-3
wangaku-2



Tlola isibalo salokhu okulandelako:

$2 + 2 =$



Teacher:
Sign:
Date:



Ukuhlanganisa okubuyelelweko kwangakubili bekufike ku-10



Kunemilenze emingaki? Tlola isibalo semilenze leyo.



$$2 + 2 + 2 = 6$$



$$\square + \square + \square + \square + \square = \square$$



$$\square + \square = \square$$



$$\square + \square + \square + \square = \square$$



Balisisa bese wenza umgwalo.

2	+	2	=	4

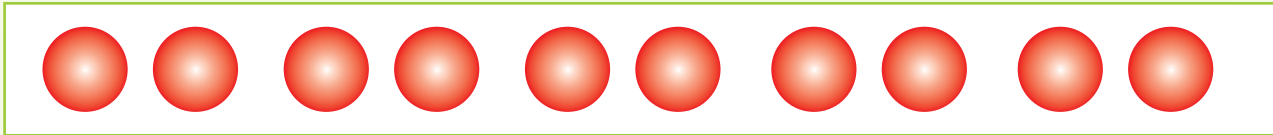
2	+	2	+	2	=	\square
-----	---	-----	---	-----	---	-----------

2	+	2	+	2	+	2	=	\square
-----	---	-----	---	-----	---	-----	---	-----------


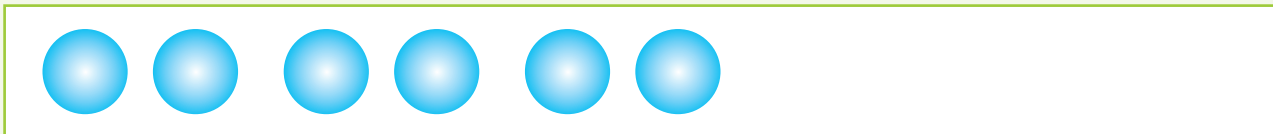

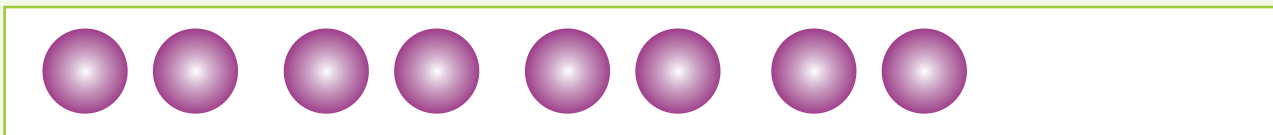


2	+	2	+	2	+	2	+	2	=	\square
-----	---	-----	---	-----	---	-----	---	-----	---	-----------



Tlola isibalo salokhu:



$$2 + 2 + 2 + 2 + 2 =$$



Bala iinomboro ezilandelako ngakubili bese ukhalara zoke iinomboro ezibo-2.

1	2	3	4	5	6	7	8	9	10
---	---	---	---	---	---	---	---	---	----



Teacher:
Sign:
Date:





Amaphetheni wabo - 2 kufika ku - 20

Gwala umuda ukumadanisa iinomboro ezitlhayelako.

Qala isibonelo owenzelwe sona. Ngemva kwalapho, qedelela ngeminye imeqo emibili.

0 1 3 5 7 9 10

6 2 8 4

10 11 13 15 17 19

14 12 16 20 18



Qedelela iphetheni ngokukhalara iinomboro.

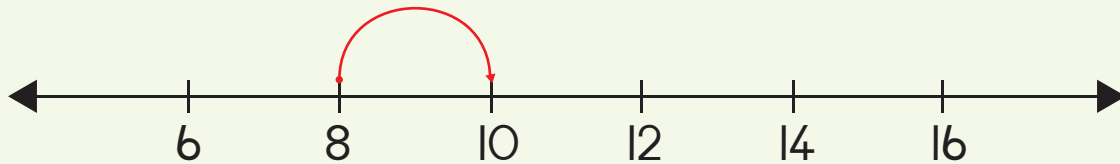
1	2	3	4	5	6	7	8	9	10
11	12	13	14	15	16	17	18	19	20






Gwala imeqo ukutjengisa okulandelako.

8 10 12 14



12 14 16 18



4 6 8 10



Teacher: _____
Sign: _____
Date: _____





Amabuthelero wangakuthathu bekufike ku-10

Phendula imibuzo.



Ubale amabhanana amangaki?


Kunamabuthelero amangaki?

Tlola ipendulo yakho njengomutjho weenomboro.



Gwala iindulungu uzombeze okulandelako ukwenza:

amabuthelero ama-2
wangaku-3



amabuthelero ama-3
wangaku-3






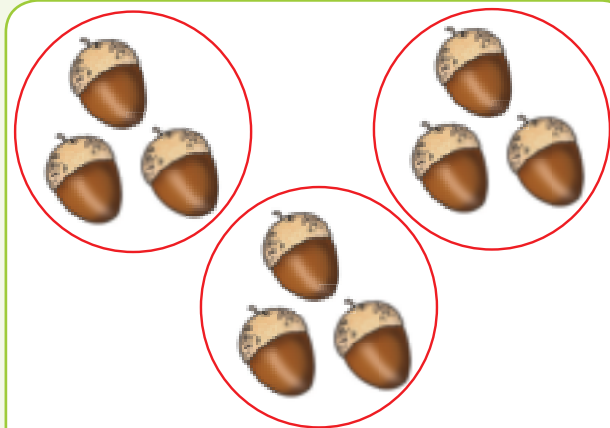

amabuthhelelo ama-4
wangaku-3



ibuthhelelo elilo-1
langaku-3



Tlola umutjho weenomboro walokhu okulandelako:



Gwala amabuthhelelo ama-2 wangaku-3.



Teacher:
Sign:
Date:



Ukuhlanganisa okubuyelelweko kwangaku-3
kufika ku-10



Kunamavili amangaki? Atlole njengesibalo.











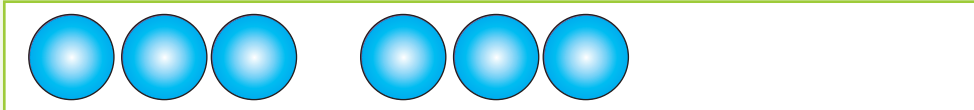
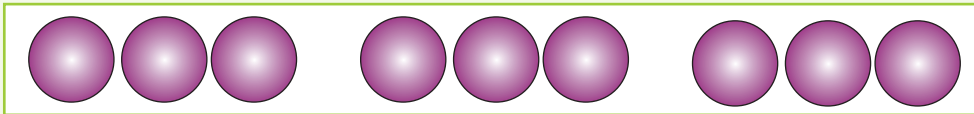
Gwala amajamo ukutjengisa okulandelako.

$$3 + 3 = \square$$

$$3 + 3 + 3 = \square$$



Tlola isibalo salokhu:



Ngithenge amathuthumbo amangaki esuphamakethe?



Isibalo.



Teacher:
Sign:
Date:





Amabuthelelo wangakune bekufike etjhumini

Bala amjamo bese utlole inomboro.



Esiqiwini ngibone iinlwana ezilandelako. Ngibona iinyawo ezingaki?
Tlola umutjho weenomboro ngokhunye nokhunye kwalokhu okungenzasi.

$4 + 4 = 8$





Gwala amajamo uzomeleze okulandelako ukwenza:

amabuthelelo ama-2
wangaku-4



ibuthelelo elilo-1
langaku-4



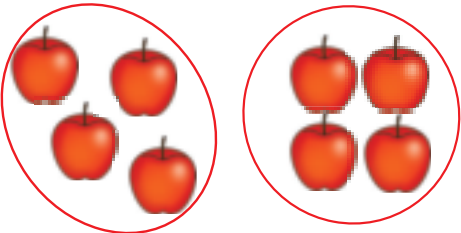
amabuthelelo ama-2
wangaku-4





ibuthelelo elilo-1
langaku-4



Tlola isibalo salokhu okulandelako:



$4 + 4 =$



Teacher:
Sign:
Date:




Ukuhlanganisa okubuyelelweko kwangakune kufika etjhumini


Kunemilenze emingaki? Tlola esinye nesinye isibalo.



$$\square + \square = \square$$



$$\square + \square = \square$$



$$\square + \square = \square$$



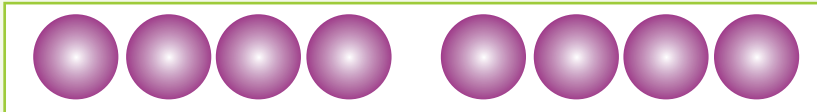


Gwala amajamo ukutjengisa okulandelako.

$$\boxed{4} + \boxed{4} = \boxed{}$$



Tlola isibalo salokhu:



USusan ubhaga amakhekhana wangeenkomitjini ama-4. UJane naye ubhaga amakhekhana wangeenkomitjini ama-4. Mangaki amakhekhana wangeenkomitjini abawabhagileko sele awoke? Ndulungela inani elinembako lamakhekhana wangeenkomitjini.



Isibalo.



Teacher:
Sign:
Date:

Amabuthhelelo wangakuhlano bekufike etjhumini



Phendula imibuzo.

Ubona imino emingaki enyaweni ngaliye?

Mimino emingaki seyiyoke?

Tlola njengesibalo.

$$5 + 5 =$$



Gwala iiyingi uzombeze lokhu okulandelako ukwenza:

ibuthhelelo eli-1 langaku-5


amabuthhelelo ama-2
wangaku-5



amabuthelelo ama-2
wangaku-5



ibuthelelo eli-1 langaku-5



Tlola isibalo salokhu okulandelako:



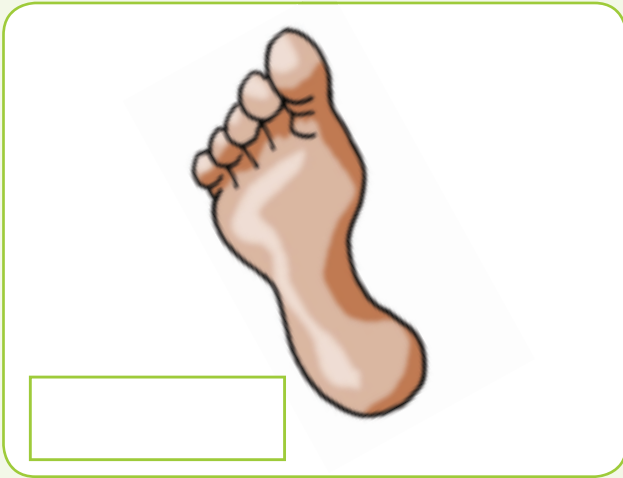

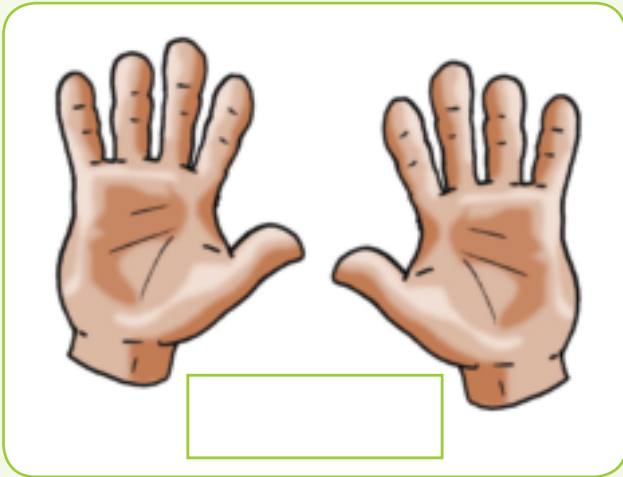
Teacher:
Sign:
Date:





Ukuhlanganisa okubuyelelweko kwangakuhlanu ukufika ku-10

Mimino emingaki nanyana mazwani amangaki?






Gwala amajamo ukutjengisa okulandelako.

$$5 + 5 = \square$$



Tlola isibalo salokhu:



Eenyaweni ngalinye unamazwani amangaki? Eenyaweni zombili, unamazwani amangaki sele awoke? Zenzele umgwalo.

Isibalo:



Esandleni esisodwa unemino emingaki? Unemino emingaki sele iyoke? Zenzele umgwalo.

Isibalo:



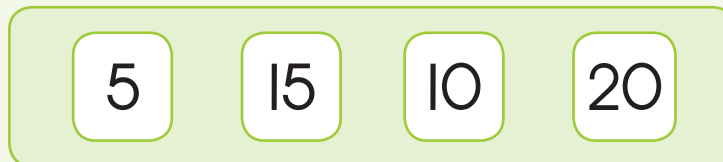
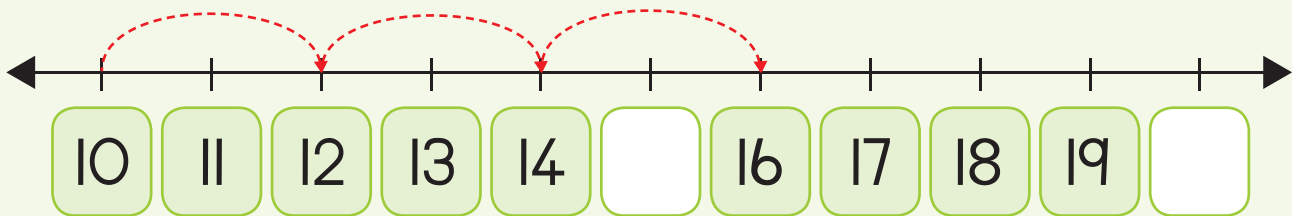
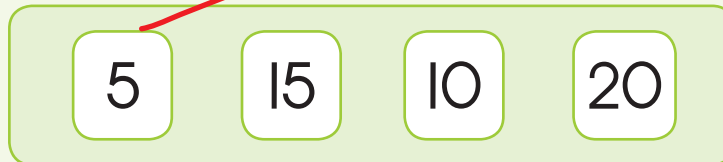
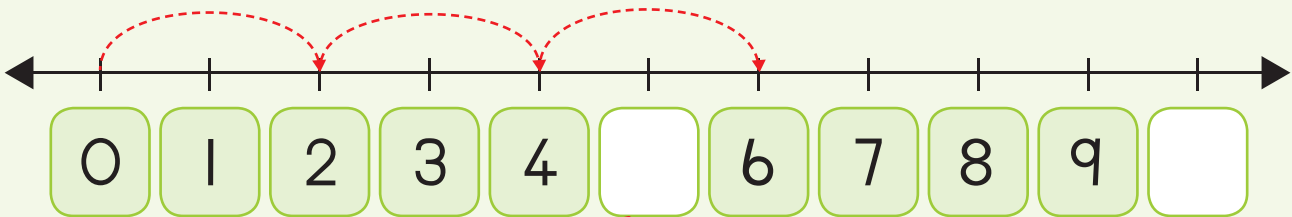
Teacher: _____
Sign: _____
Date: _____





Amaphetheni amahlanu ukufika ku-20

Gwala umuda ukumadanisa inomboro etlhayelako. Qalisisa isibonelo owenzelwe sona. Qedelela imeqo ngokugadangisa phezu kwayo.



Qedelela iphetheni ngokukhalara iinomboro.

1	2	3	4	5	6	7	8	9	10
11	12	13	14	15	16	17	18	19	20





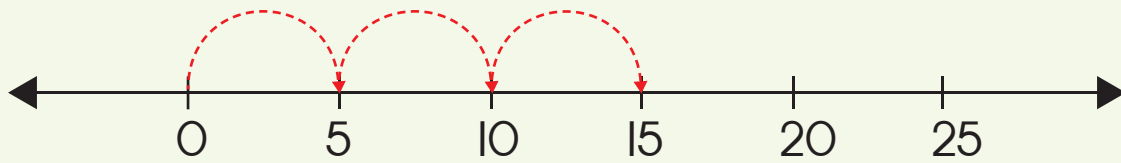
Gwala imeqo ukutjengisa okulandelako:

0

5

15

20

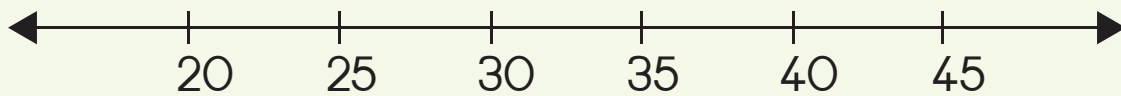


20

25

30

35

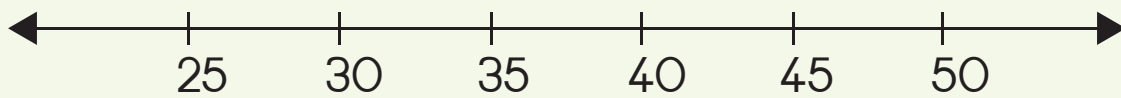


35

40

45

50



Teacher:
Sign:

Date:

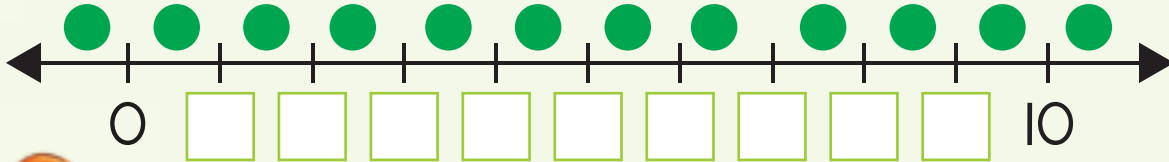




Amaphetheni wangamatjhumi



Qedelela ngenomboro etlhayelako.



Gwala imincamo eli-10 hlanguana neengaba zokubala bese umadanisa inomboro nebhlogo elinembako.




50 40 30 20



Qedelela inambalayini ngokukopela iinomboro ezinikelweko endaweni ezinembako.

50 30 10 0 50 20 40





Qedelela ibhodi yeenomboro ngokusebenzisa iinomboro ezikibosika.

1	2	3	4	5	6	7	8	9	
11	12	13	14	15	16	17	18	19	
21	22	23	24	25	26	27	28	29	
31	32	33	34	35	36	37	38	39	
41	42	43	44	45	46	47	48	49	
51	52	53	54	55	56	57	58	59	
61	62	63	64	65	66	67	68	69	
71	72	73	74	75	76	77	78	79	
81	82	83	84	85	86	87	88	89	
91	92	93	94	95	96	97	98	99	

Sebenzisa abosika beenomboro ozobafunyana ngemva encwadini yakho.



20	40	10	60	90	80
50	30	100	70		



Teacher: _____
Sign: _____
Date: _____



60a

Ithemu 2



Iinomboro nemali

Madanisa inani kanye nemali.

R100		
R20		
R10		
5 ^c		
R50		
50 ^c		
R5		
R1		





Imali: yamaphepha neyeenhlavu

Ndulungela imali yamaphepha/yesimbi enobungako obuphezulu.



R100

R50

R10



RI

R5

R10



RI

50c

5c



R20

R5

R10



Teacher:

Sign:

Date:





Iinomboro nemali (kuragela phambili)

Ndulungela:

yoke imali yesimbi ema-5c



yoke imali yesimbi ema-10c



yoke imali yesimbi ema-20c



Ndulungela:

Eliphepha ema-R10



Ndulungela:

Imali eliphepha ema-R20





Ndulungela imali eyisimbi emudeni ngamunye ezokuthi nayihlanganiswako yenze i-20c.



Ndulungela imali emaphepha emudeni ngamunye ezokuthi nayihlanganiswako yaba ma-R20.



Teacher: _____
 Sign: _____
 Date: _____






Imali netjhentjhi

Gwala imali yehlavu ezokunikela inani:

a.

10c



b.

20c

c.

15c









Hlanganisa imali yesimbi. Khalara ipendulo enembako.

	10c	15c	20c
	10c	15c	20c
	10c	15c	20c



Nginalokhu okulandelako ngebhangeni lami lefarigana. Ngikuphi engingakuthenga? Cwala nanyana unamathisele ebhlogweni.



Teacher:
Sign:
Date:



Okhunye mayelama nemali kanye netjhentjhi



Khupha imali eyodwa yesimbi eji-5c. Usele ngamalini?



5c



Kusele okungangani?

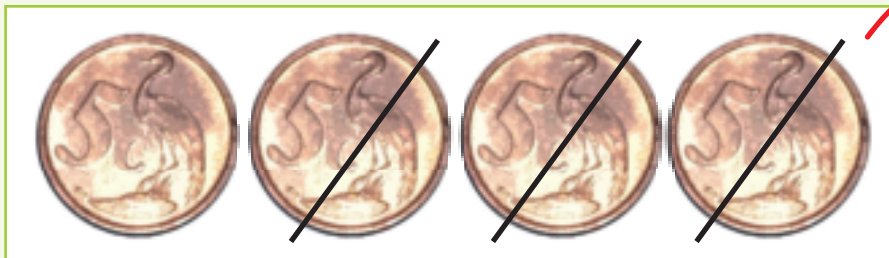





Kusele okungangani? Madanisa okulandelako.




5c



20c



15c



10c



Teacher:
Sign:

Date:

Ambumbeko, ukuqaleka nobujamo

Thola bewundulungele ibumbeko elinobujamo obuqaleka njengobujamo obungaphakathi kwebhoksi lokuthoma.



Ndulungela ipendulo enembako.



1	2	3	4	5

Ngijiphi inyamazana engaphambi kwendlovu?

Ngijiphi inyamazana engemuva kwenja?

Ngijiphi inyamazana ehlangana kwedube kanye nenja?

Nangabeinja itjhidela phambili, izokutjhayisana nayiphi inyamazana?

Nangabe indlovu itjhidela emuva, izokutjhayisana nayiphi inyamazana?

Ngijiphi inyamazana ehlangana komuda?

Ngijiphi inyamazana ephakathi komuda?

Ngijiphi inyamazana ephakathi komuda?

--	--	--	--	--	--	--	--	--




Teacher: _____
 Day: _____
 Date: _____

Amajamo anamaphetheni wejijomethri

Yelula iphetheni ngejamo elilodwa nanyana amajamo amanengi.



Yelula iphetheni ngejamo elilodwa nanyana amajamo amanengi.



Teacher: _____
 Day: _____
 Date: _____

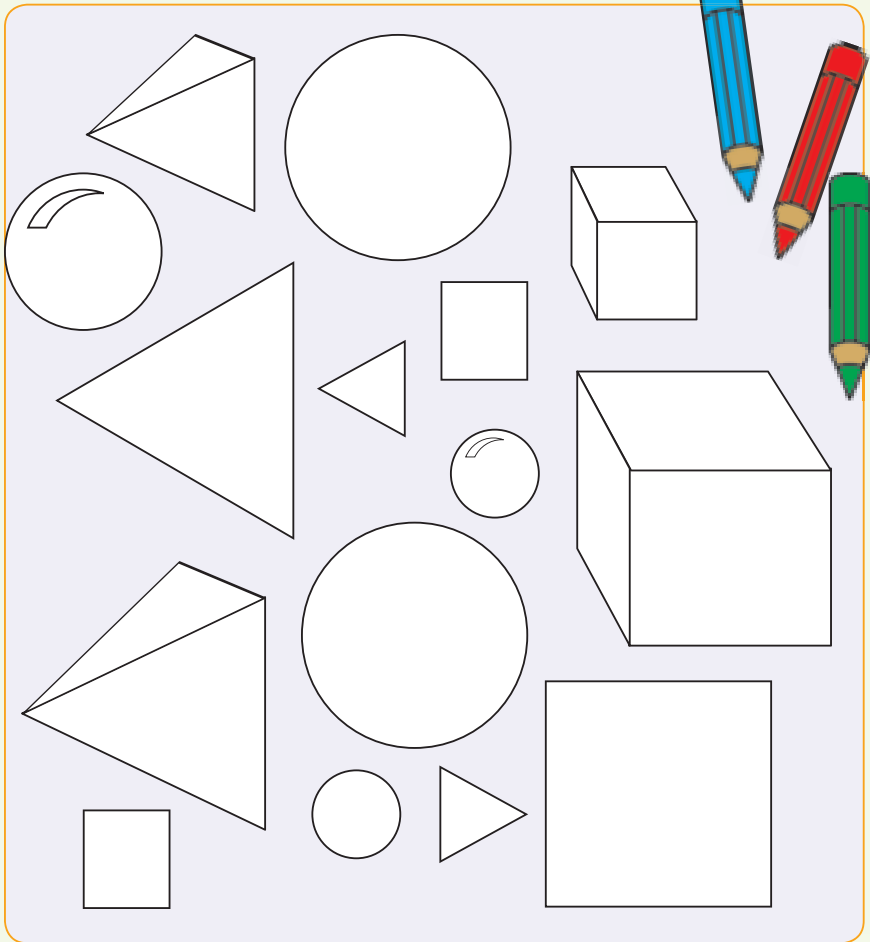


Amajamo we-2-D nezinto ezima-3-D

Imibala namabumbeko.




-  Khalara amaskwere ngombala obomvu
-  Khalara amasekeji ngombala ohlaza kwesibhakabhaka
-  Khalara aboncantathu ngombala ohlaza kotjani


-  Khalara amakhyubhu ngombala osarulana
-  Khalara ingcenge ngombala ophephuli
-  Khalara amaphuzima ngombala osalamune




Amajamo kanye nezinto ezininileko

Ndulungela ubujamo.

-  Ndulungela lokhu ngombala obomvu
-  Ndulungela lokhu ngombala ohlaza kwesibhakabhaka
-  Khalara lokhu ngombala ohlaza kotjani








Teacher: _____
 Day: _____
 Date: _____

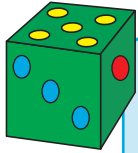


Shapes:

Cut out the shapes on the dotted lines. Now use them to do the worksheets in your book. Remember to keep them safe so that you can use them over and over again.

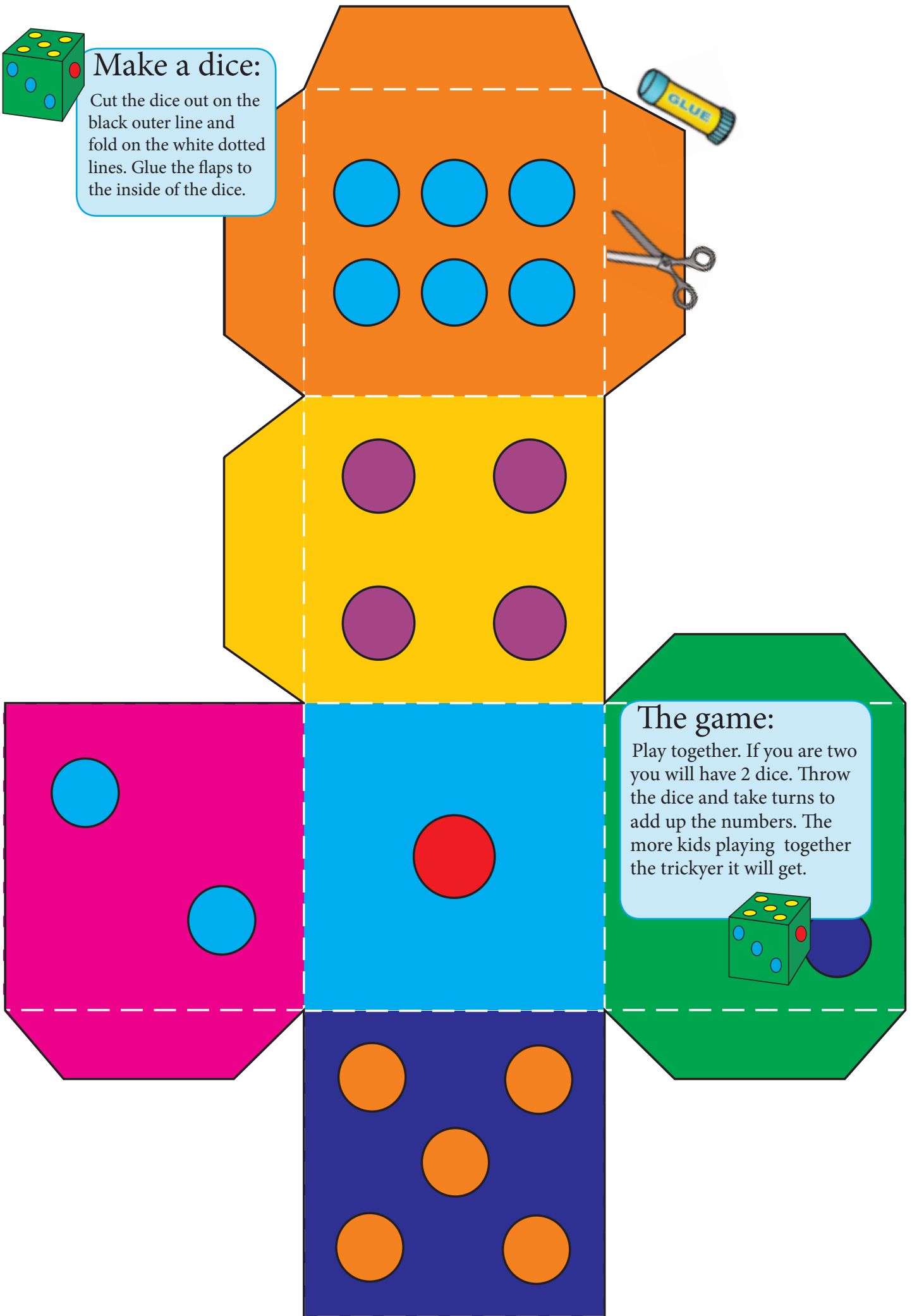







Make a dice:

Cut the dice out on the black outer line and fold on the white dotted lines. Glue the flaps to the inside of the dice.



The game:

Play together. If you are two you will have 2 dice. Throw the dice and take turns to add up the numbers. The more kids playing together the trickier it will get.



Use these cut outs numbers to complete the number board.



20	40
10	60
90	80
50	30
100	70