

**Go khuta Molaotheo wa Repabliki ya Afrika Borwa (1996)**

Molaotheo wa Afrika Borwa o swere melao ya maemo a godimo a naga ya Afrika Borwa. Melao ye e godimo ka maemo, go feta a mopresidente, a godimo ga dikgorotshoko tša godimo gape a ka godimo ga a mmušo.

Melao ye e lego Molaotheong wa naga, e hlaloša ka mokgwa wo batho ba swanetšego go swarana ka gona, gape le gore ba na le ditokelo dife le maikarabelo afe kgahlanong le batho ba bangwe. Molaotheo wa naga o swanetše go re šireletša ka moka gona bjale, o be o tle o šireletše bana ba rena ka moso.

Re se lebane mo re tšwago.

Re se ke ra bušeletša diphōšo tša moo re tšwago.

Molaotheo wa rena o re thuša go akanya le go aga bokamoso bjo bokaone bja rena ka moka.

Rena, batho ba Afrika Borwa;

Re elelwa ditlhokatoka tša rena tša maloba;

Re hlompheba ba ilego ba hlokofoletšwa toka le tokologo nageng ya gaborena;

Re hlompheba ba ilego ba katanela go aga le go hlabolla naga ya gaborena; ebile

Re dumela gore Afrika Borwa ke ya batho bohle ba ba dulago go yona;

re le ngata e tee le ge re fapana ka ditšo.

Ka fao, ka baemedi ba rena bao ba kgethilwego ntle le kgapeletšo, re amogela molaotheo wo bjalo ka molaomogolo wa Repabliki gore re tlo—

Fodiša diphapano tša kgale mme re bope setšhaba seo se theilwego godimo ga dikelo tša temokrasi, toka setšhabeng le ditokelomotheo tša batho;

Aga motheo wa setšhaba se se lokologilego sa temokrasi moo mmušo o theilwego godimo ga thato ya batho gomme moagi yo mongwe le yo mongwe a šireleditšwego ke molao;

Kaonafatša khwalithi ya bophelo bja baagi ka moka le go lokolla bomakgoni bja motho yo mongwe le yo mongwe; le go

Aga Afrika Borwa ye e kopanego ya temokrasi yeo e ka kgonago go tšea maemo a yona a maswanedi bjalo ka setšhaba se se ikemetšego ka noši ditšhabeng tša lefase ka bophara.

Nyaka di tokelo tša gago bjalo ka Moafrika Borwa gomme o be le maika rabelo a go šireletša ditokelo tša ba bang we.

Tseba molao wa ditokelo tša gago le Molao wa Maika rabelo.

*E ke Morena a ka boloka setšhaba sa gešo.  
Nkosi Sikelel' iAfrika. Morena boloka setšhaba sa heso.  
God seën Suid-Afrika. God bless South Africa.  
Mudzimu fhatutshedza Afurika. Hosi katekisa Afrika.*



**MATHEMATICS IN SEPEDI  
GRADE 1 – BOOK 1  
TERMS 1 & 2  
ISBN 978-1-920458-87-4  
THIS BOOK MAY NOT BE SOLD.**

**14th Edition**



DIPALO KA SEPEDI – Mphato wa 1 Puku ya 1

ISBN 978-1-920458-87-4

E boeleditšwe ebile e sepelelana le CAPS



Leina:

Phapoši:



**basic education**  
Department:  
Basic Education  
REPUBLIC OF SOUTH AFRICA

**DIPALO KA SEPEDI**

Puku ya 1  
Kotara ya  
1 & 2

# Diteng

Diteng	Hlogo	Letlakala
1	Poeletšo: Go lata mohlala le go nyalanya	2
2	Poeletšo: Go lata mohlala le go nyalanya	4
3	Poeletšo: Mebala le dipatrone	6
4	Poeletšo: Go hlopha le go nyalanya dibopego	8
5	Poeletšo: Nyaka gomme o bale	10
6	Poeletšo: Maemo	12
7	Poeletšo: Nako	14
8	Poeletšo: dibopego, disaese le mebala	16
9	Tee	18
10	Pedi	20
11	Tharo	22
12a	Botelele, bokopana le boemo	24
12b	Botelele	26
13	Bapetša dinomoro 1-3	28
14	Nne	30
15	Hlakanya o be o ntšhe go fihla go 4	32
16	Nako	34
17	Hlano	36
18	Boeletša dinomoro 1 go fihla go 5	38
19	Hlakanya go fihla go 5	40
20	Ntšha go 5 gomme o oketše go fihla go 5	42
21	Hlakanya o be o ntšhe, go fihla go 5	44
22	Go hlakanya le go ntšha 1 go fihla go 5	46
23	Dibolo le mapokisi	48
24a	Nngele le mmagoja	50
24b	Taetšo	52
25	Go aga le go ahloganya dinomoro	54
26	Go atiša go a pedifatša	56
27	Ye kgolo le ye nnyane	58
28	Hlopha dilo	60
29	A re abaganeng ka go lekana	62
30	Go abelana ka go lekana	64
31	Go aga dilo	66
32	Go bolela nako	68
33	Tshela	70
34	Šupa	72
35	Seswai	74
36	Senyane	76
37	Go tla le go se be le selo	78
38	Lesome	80
39	Nomora 1 go fihla go 10	82
40	Boemo le bolumo	84
41	Nomora 1 go fihla go 10	86
42	Oketšegile, lekana, fokotšegile	88
43	Go hlakanya malekere	90
44	Go kgoboketša le go beakanya	92
45	Go hlakanya go fihla go 10: go tšwela pele go bala 10	94
46	Go hlakanya: go aga le go pšhatla go fihla go 10	96
47	Go pedifatša le go ripa gare	98
48a	Dibopego	100
48b	Dibopego tše dingwe gape tša mahlakorepedi (2-D)	102
49	Dihlopha tša di-2 go fihla go di-10	104
50	Go hlakanya mo go bušeletšwago ga di-2 go fihla go 10	106
51	Dipatrone tša di-2 go fihla go 20	108
52	Dihlopha tša di-3 go fihla go 10	110
53	Go hlakanya mo go bušeletšwago ga di-3 go fihla go 10	112
54	Dihlopha tša di-4 go fihla go 10	114
55	Go hlakanya mo go bušeletšwago ga di-4 go fihla go 10	116
56	Dihlopha tša di-5 go fihla go 10	118
57	Go hlakanya mo go bušeletšwago ga di-5 go fihla go 10	120
58	Dipatrone tše 5 go fihla go 20	122
59	Dipatrone tša di-10	124
60a	Dinomoro le tšhelete	126
60b	Dinomoro le tšhelete di tšwetšwa pele	128
61	Tšhelete le tšhentšhi	130
62	Tšhelete gape le tšhentšhi?	132
63	Sebopego, boemo le maemo	134
64a	Dipatrone tša dibopego tša geometri	136
64b	Sebopego le mmala	138



Mdi. Angie Motshekga,  
Tona ya Thuto ya Motheo



Ngk. Reginah Mhaule,  
Motlatša-Tona wa Thuto  
ya Motheo

*Dipukutšhomo tše di tšweleditšwe go thuša bana ba Afrika Borwa ka tlase ga boetapele bja Tona ya Thuto ya Motheo, Mdi. Angie Motshekga, le Motlatša-Tona wa Thuto ya Motheo, Ngk. Reginah Mhaule.*

*Rainbow Workbooks di bopa karolo ya mohlwaela wa tsenogare woo maikemišetšo a yona e lego go kaonafatša mošomo wa barutwana ba Afrika Borwa bao ba lego mephatong ye tshela ya mathomo. Projeke ye, bjalo ka ge e le ye nngwe ya dinepokgolo tša Dithulaganyo tša go Diragatša tša Mmušo, e kgonne go diragala ka thekgo ya mašelang a go tšwa, ka ntle le go kgokgona go Sešegotlotlo sa Bosetšhaba. Se se kgotšhitše Kgoro go dira dipukutšhomo tše, ka maleme ka moka a semmušo, ka ntle ga gore Kgoro e lefe.*

*Re hutša gore barutiši ba tla holega ka dipuku tše mošomong wa bona wa tšatši ka tšatši wa go ruta, le go kgonthiša gore barutwana ba kgona go fetša lenanethuto. Re hlokometše gore re hlahle barutiši ditirong ka moka ka go tsenya maswao a ditaetši ao a laetšago seo morutwana a swanetšego go se dira.*

*Re tloga re hutša gore bana ba tla ipshina ka go dira mešomo ye e lego ka mo dipukwaneng tše ge ba dutše ba gola, ba ithuta, le gore wena, morutiši, o tla ipshina le bona mo lethabong la go ithuta.*

*Re kganyogela lena, barutiši, le barutwana ba lena, katlego, ka tšhomišo ya dipukutšhomo tše.*



Mphato  
wa




# KA SEPEDI



Puku ye ke ya:

SEPEDI

Puku ya



20 21 22 23 24 25 26 27 28 29 30 31 32 33 34 35 36 37 38 39

# Poeletšo: Go lata mohlala le go nyalanya

Thuša mosetsana go hwetša dibapadišwa tša gagwe.



THOMA MO


FETŠA MO





# Go nyalanya

Nyaka seswantšho sa go swana le seo se lego ka lepokising la mathomo.



Teacher:  
Sign:  
Date:









|| 12 13 14 15 16 17 18 19 20



## Poeletšo: Go lata mohlala le go nyalanya

Bea dibopego go ya ka mebala ya tšona, ka mapokising.  
 Mothaladi wo mongwe le wo mongwe o be mmala o tee wa go swana le wa sebopego sa mathomo.  
 Re go file mohlala ka dibopego tše khubedu.  
 Bolela gore mmala wa sebopego se sengwe le se sengwe ke eng.  
 Šomiša disegwa tše di lego kua mafelelong a puku.






# Dipatrone



Latela methalo ya marontho go feleletša patrone ya leruarua.



Teacher: \_\_\_\_\_  
 Sign: \_\_\_\_\_  
 Date: \_\_\_\_\_

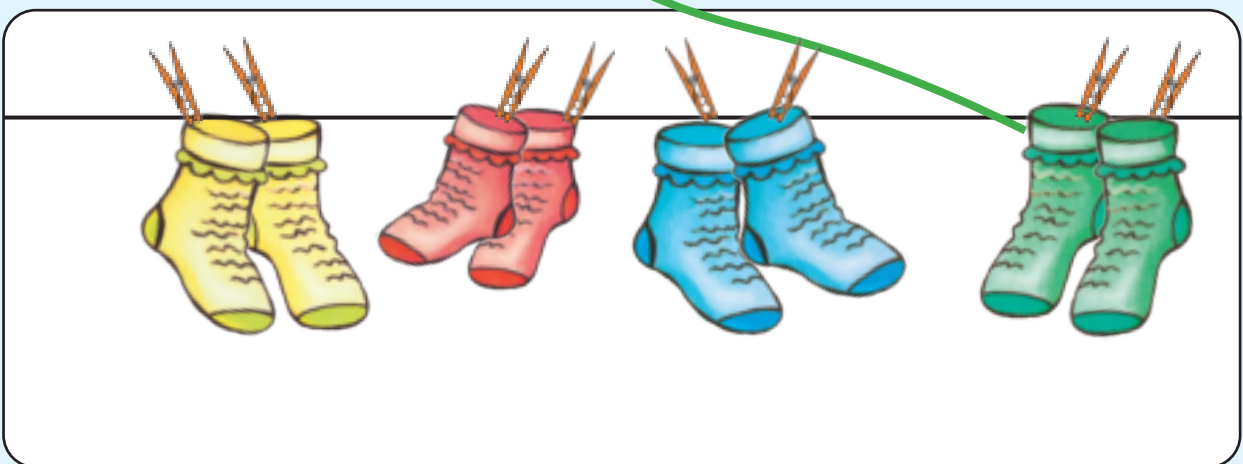

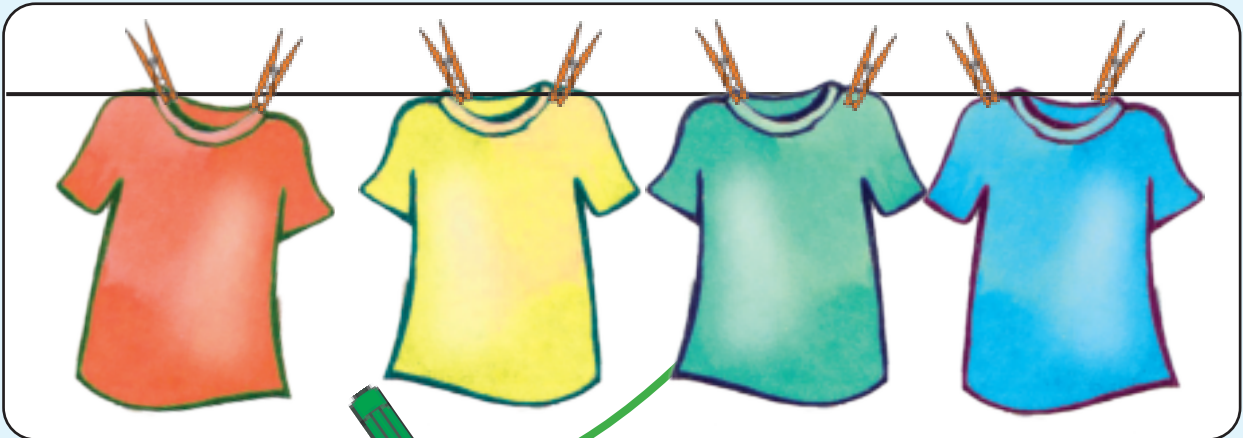


11 12 13 14 15 16 17 18 19 20



## Poeletšo: Mebala le dipatrone

Thala mothalo go nyalanya diaparo tša mebala ya go swana.





Sa pele latela dipatrone tša mothalo wa maronho o šomiša monwana wa gago ka morago ka krayone ya gago le phensele. Ka morago kopisa patrone tše nnyane tše di thomilwego ka go la ngele. Patrone ya mathomo e tla no fela e go hlahlala.



Teacher:  
Sign:  
Date:



11 12 13 14 15 16 17 18 19 20









4

Kotara ya 1


# Poeletšo: Go hlopha le go nyalanya dibopego



Nyaka didiko tšeo di setilwego kua mafelelong a puku gomme o di tsenye ka dikgobeng tše.



Nyaka dikwere tše di setilwego gomme o di tsenye ka dikgobeng tše.

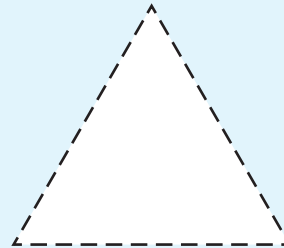
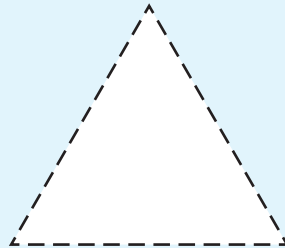
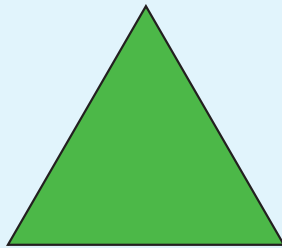


8




1 2 3 4 5 6 7 8 9 10



Nyaka dikhutloharo tše di setilwego gomme o di tsenye ka dikgobeng tše.



Nyaka disetaamane tše di setilwego gomme o di tsenye ka dikgobeng tše.



Teacher:  
Sign:  
Date:







## Poeletšo: Nyaka gomme o bale

Lebelela diswantšho tše tša diphoofole.

Ka morago, bala palo ya mohuta wo mongwe le wo mongwe le wa diphoofole tša go fapana gomme o thale palo ye e swanago le yeo ya marontho ka polokong ya maleba letlakaleng le le latelago. Re go diretše ya dikatse.



1 2 3 4 5 6 7 8 9 10



Teacher:  
Sign:  
Date:





|| 12 13 14 15 16 17 18 19 20 ||


# Poeletšo: Maemo




Dira sediko go phoofolo ye e lego mo mothalong go laetša gore ke maemo a tee a go swana le a poloko ye e khalarilwego botalamorogo mo mothalong. Re go diretše mohlala.





Dira sediko go phoofolo ye e lego ka boemo bjo.



Dira sediko go phoofolo ye e lego ka boemo bjo.



Dira sediko go phoofolo ye e lego ka boemo bjo.





Sa pele latela dipatrone ka go šomiša monwana wa gago ka morago ka krayone ya gago goba phensele. Patrone ya mathomo mo mothalong e tla no fela e go hlahla.



Teacher:  
Sign:  
Date:





## Poeletšo: Nako

Lebelela diswantšho gomme o bolele gore ke eng ye e tšea go nako ye telele (✓) le gore ke eng ye e tšea go nako ye kopana (✗). Swaya yeo e tšea go nako ye telele ka (✓). Swaya ye e tšea go nako ye kopana ka (✓).



Go sepela ka maoto go ya sekolong.



Go sepela ka sefatanaga go ya sekolong.



Go dira sangwetše.



Go paka khekhe.



Go šoma sekolong.



Go bapala papadi ya kgwele ya maoto.



Go penta ntlo.





Go penta seswantšho.





Sa pele latela dipatrone ka go šomiša monwana wa gago ka morago ka krayone ya gago goba phensele. Patrone ya mathomo mo mothalong e tla no fela e go hlahla.



Teacher:  
Sign:  
Date:




11 12 13 14 15 16 17 18 19 20

## Poeletšo: dibopego, disaese le mebala



Mo seswantšhong se sengwe le se sengwe, dira sediko go selo seo se lego se segologolo.





# Mebala

Dira sediko go dilo tše di nago le mmala wa go swana le wa pente ye e lego ka lepokising la mathomo.



Teacher: \_\_\_\_\_  
 Sign: \_\_\_\_\_  
 Date: \_\_\_\_\_



# Tee



Bala dilo tše di lego mo seswantšhong. Latela leinapalo.

Nose e tee

Mosetsana o tee

Ntlo e tee

Kgwele e tee



Thala go latela nomoro.



Šomiša mothlaladi go nyalanya diswantšho.





Khalara sebopego se 1 polokong ye nngwe le ye nngwe.

--	--	--



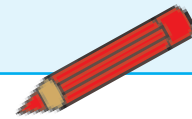
Kopisa o oketše ka e 1 gape. Ka morago o ngwale dinomoro. Re go diretše mohlala.




Itlhute go ngwala nomoro ye.



tee



Khalara didiko ge o dutše o bala.

--	--	--	--	--	--	--	--	--	--



Teacher: \_\_\_\_\_  
 Sign: \_\_\_\_\_  
 Date: \_\_\_\_\_




Pedi



Bala dilo tše di lego mo seswantšhong. Latela leinapalo.

Mehlare ye mebedi  
 Dikhaete tše pedi  
 Dimpša tše pedi  
 Bašemane ba babedi



Thala go latela nomoro.



Šomiša mothaladi go nyalanya diswantšho.

Tracing practice for the number 2. It features a red pencil pointing to a solid red number 2, followed by six rows of three dotted number 2s for tracing.

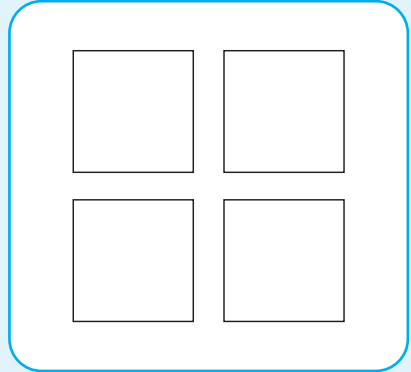
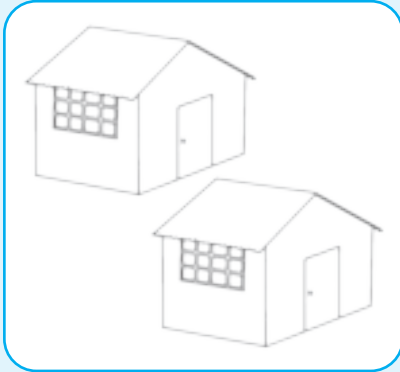
Sorting activity for the number 2. It consists of five boxes: the first contains two green squares; the second contains two cardboard boxes; the third contains two wrapped gifts; the fourth contains a dotted number 2; and the fifth contains two green squares.

Sorting activity for the number 2. It consists of five boxes: the first contains a dotted number 2; the second contains two wrapped gifts; the third contains two cardboard boxes; and the fourth contains two green squares.

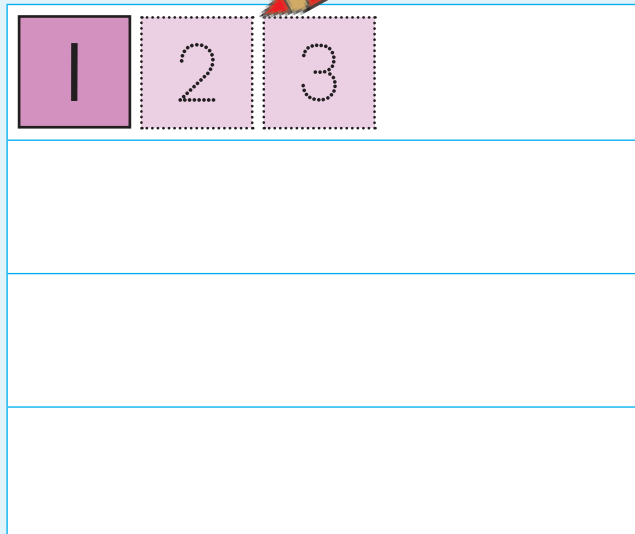





Khalara dibopego tše 2 polokong ye nngwe le ye nngwe.



Kopisa o oketše ka tše 2 gape. Ka morago o ngwale dinomoro.



Itshute go ngwala nomoro ye.



pedi



Khalara dikwere ge o dutše o bala. Šomiša mebala ya gago.





Teacher: \_\_\_\_\_  
Sign: \_\_\_\_\_  
Date: \_\_\_\_\_

# Tharo



Bala dilo tše di lego mo seswantšhong. Latela leinapalo.

Mapidibidi a mararo  
Dikgopa tše tharo  
Matšoba a mararo  
Diboko tše tharo



Thala go latela nomoro.



Šomiša mothaladi go nyalanya diswantšho.

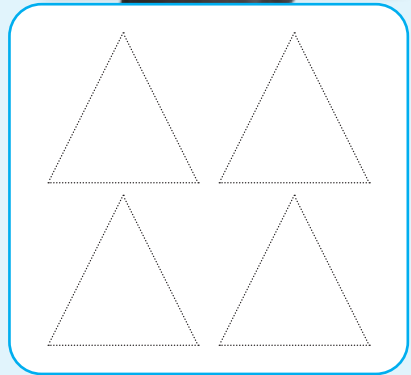
Tracing practice for the number 3. It features a red pencil pointing to a solid red number 3, followed by three columns of seven dotted number 3s for tracing.

Grouping activity for the number 3. It consists of five boxes: the first contains three triangles (orange, yellow, pink); the second contains three wrapped candies; the third contains three ice cream cones; and the fourth contains a dotted number 3 for counting.

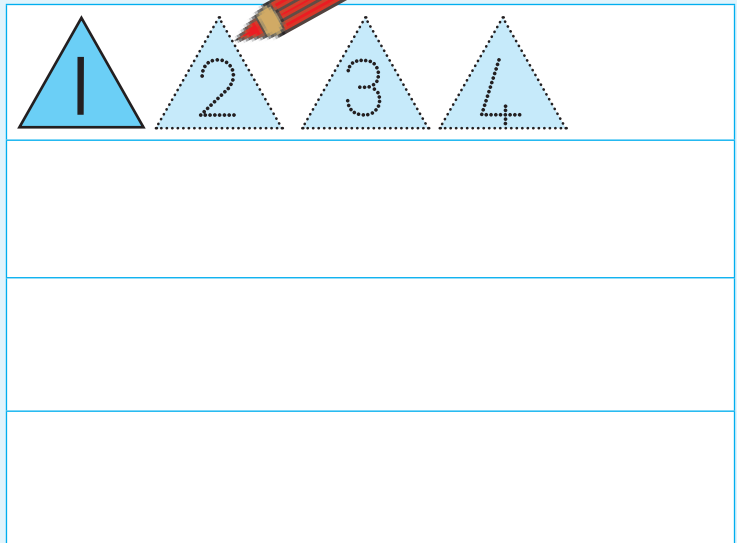
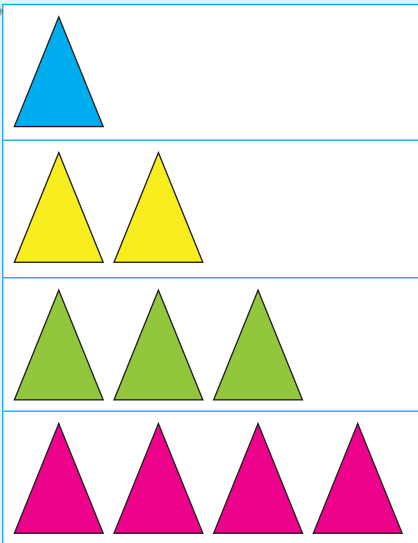
Grouping activity for the number 3. It consists of five boxes: the first contains a dotted number 3 for counting; the second contains three ice cream cones; the third contains three triangles (orange, yellow, pink); and the fourth contains three wrapped candies.



Khalara tše 3 polokong ye nngwe le ye nngwe.



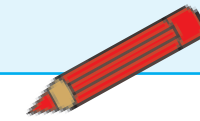
Kopisa, o oketše ka tše 3 gape. Ka morago o ngwale dinomoro.



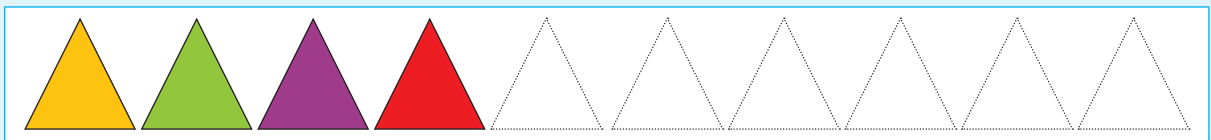
Ithute go ngwala nomoro ye.



tharo



Khalara dikhutlotharo ge o dutše o bala.





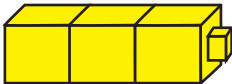
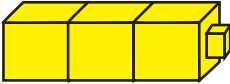


Teacher:  
Sign:  
Date:



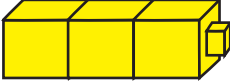




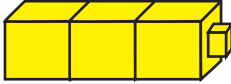
# Botelele, bokopana le boemo



Swaya setimela se sekopana go feta ka (✓).

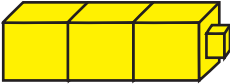


 <input type="checkbox"/>	 <input type="checkbox"/>	 <input type="checkbox"/>
 <input type="checkbox"/>	 <input type="checkbox"/>	 <input type="checkbox"/>

Swaya setimela se setelele go feta ka (✓).

 <input type="checkbox"/>	 <input type="checkbox"/>	 <input type="checkbox"/>
 <input type="checkbox"/>	 <input type="checkbox"/>	 <input type="checkbox"/>

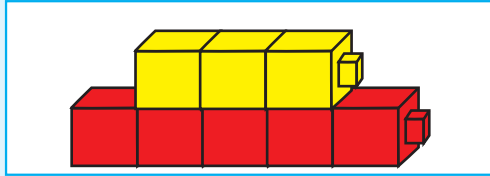


Thala setimela seo se lego se seteletšana.



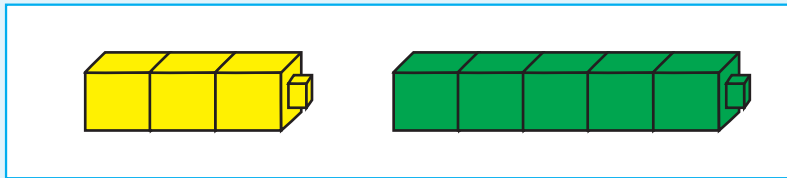
Khalara lentšú la maleba. Setimela se sekopana se:



ka pele

godimo

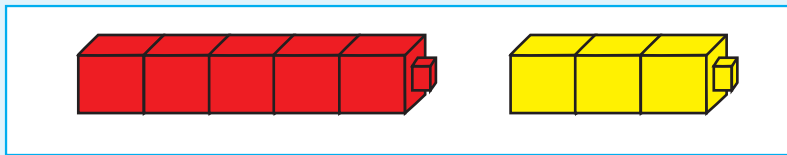
ka morago



ka pele

godimo

ka morago



ka pele

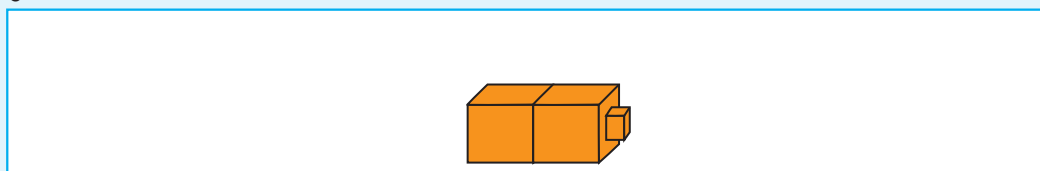
godimo

ka morago




Thala setimela se seteletšana.

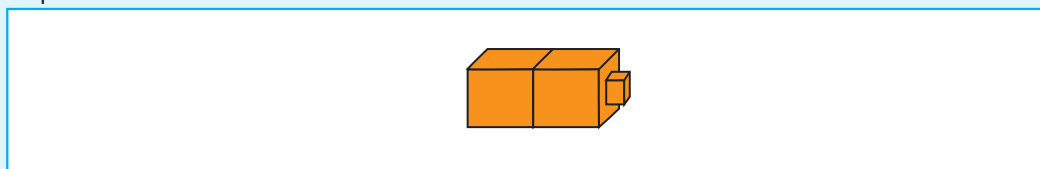
godimo



kgauswi le



ka pele



Teacher:  
Sign:  
Date:



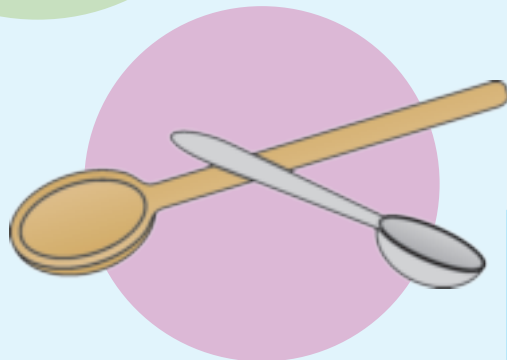

I2b

Kotara ya I

# Botelele



Khalara karabo ya maleba.



kopana telele



1 2 3 4 5 6 7 8 9 10



Swaya karabo ya maleba.

Swaya ye teletšana.

 <input type="checkbox"/> <input type="checkbox"/>	 <input type="checkbox"/> <input type="checkbox"/>	 <input type="checkbox"/> <input type="checkbox"/>
---	---	---

Swaya phensele ye kopana go di feta.


<input type="checkbox"/> <input type="checkbox"/>	<input type="checkbox"/> <input type="checkbox"/>	<input type="checkbox"/> <input type="checkbox"/>

Swaya krayone ye bopharanyana.

<input type="checkbox"/> <input type="checkbox"/>	<input type="checkbox"/> <input type="checkbox"/>	<input type="checkbox"/> <input type="checkbox"/>




Thala: moago wo o lego wo mokopana go feta le wo o lego wo motelele go feta wo o lego ka tlase.



Thala noka e tee ye e lego bophara go feta le ye nngwe ye e lego ye tshese go feta.





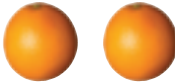









Teacher: \_\_\_\_\_  
 Sign: \_\_\_\_\_  
 Date: \_\_\_\_\_



# Bapetša dinomoro 1-3















Swaya dipoloko tše di nago le dilo tše di lekanago ka palo.

 <input type="checkbox"/>	 <input type="checkbox"/>	 <input type="checkbox"/>	 <input type="checkbox"/>
 <input type="checkbox"/>	 <input type="checkbox"/>	 <input type="checkbox"/>	 <input type="checkbox"/>
 <input type="checkbox"/>	 <input type="checkbox"/>	 <input type="checkbox"/>	 <input type="checkbox"/>



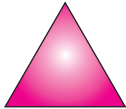

Swaya poloko goba dipoloko tše di nago le palo ya dilo yeo e fetago palo ya dilo tše di lego polokong ye e khalarilwego.

 <input type="checkbox"/>	 <input type="checkbox"/>	 <input type="checkbox"/>	 <input type="checkbox"/>
 <input type="checkbox"/>	 <input type="checkbox"/>	 <input type="checkbox"/>	 <input type="checkbox"/>
 <input type="checkbox"/>	 <input type="checkbox"/>	 <input type="checkbox"/>	 <input type="checkbox"/>



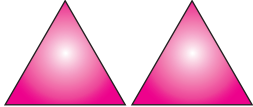
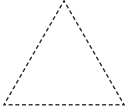



Kopisa o be o thale sebopego se sengwe gape ka letsogong la mmagoja.






Thala diboepgo tša go fokotšega ka se tee ka go la mmagoja.



Thala diboepgo tša go fokotšega ka se tee ka go la mmagoja.



Latela nomoro ye nnyane kudu mo go dinomoro tše tharo tše di lego gona.

		
---	---	---



Teacher: \_\_\_\_\_  
Sign: \_\_\_\_\_  
Date: \_\_\_\_\_

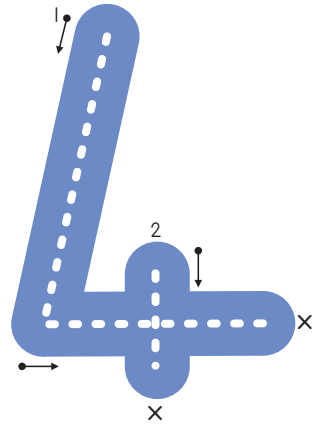



Nne



Bala dilo tše di lego mo seswantšhong. Latela leinapalo.

Dikatse tše nne  
 Matlakala a mane  
 Dikgofa tše nne  
 Ditšhošwane tše nne



Thala go latela nomoro.



Šomiša mothaladi go nyalanya diswantšho.

Tracing practice for the number 4. It features a red pencil writing a solid number 4, followed by two columns of dotted number 4s for tracing. The first column has 7 numbers and the second has 6 numbers.


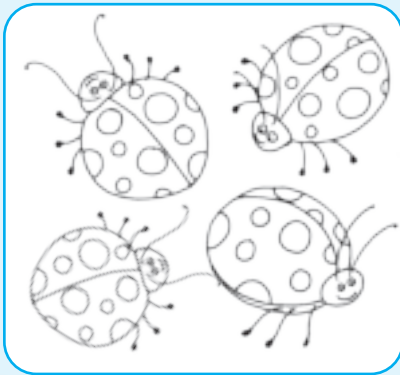
Sorting activity for the number 4. It consists of five boxes: a dotted number 4, a diamond shape divided into four yellow squares, four green leaves, and four colorful pyramids (yellow, pink, blue, green).

Sorting activity for the number 4. It consists of five boxes: four green leaves, a dotted number 4, a diamond shape divided into four yellow squares, and four colorful pyramids (yellow, pink, blue, green).





Khalara dibopego tše 4 polokong ye nngwe le ye nngwe.



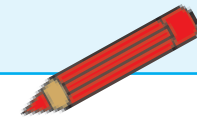
Kopisa o be o thale dibopego gomme o oketše palo ye e lego gona ka 4, ka morago o di khalare.



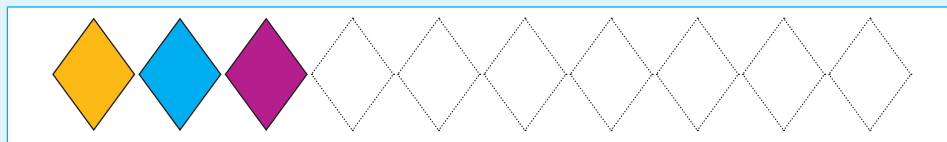

Ithute go ngwala nomoro ye.



nne



Khalara ditaemane ge o dutše o bala.



Teacher:  
Sign:  
Date:



# Hlakanya o be o ntšhe go fihla go 4




Feleletša tše di latelago ka go dira sethalwa:


	le		e dira	<input type="text"/>		le	<input type="text"/>	e dira	
	le		e dira	<input type="text"/>		le	<input type="text"/>	e dira	
	le		e dira	<input type="text"/>		le	<input type="text"/>	e dira	



Go šetše dibaledi tše kae? Di thale.



Thala o oketše dibaledi tše di fihle ka 4.



Ngwala lefokopalo la go emela:

	<input type="text" value="4"/>	tloša	<input type="text"/>	dira	<input type="text" value="3"/>
	<input type="text"/>	tloša	<input type="text"/>	dira	<input type="text"/>
	<input type="text"/>	tloša	<input type="text"/>	dira	<input type="text"/>






Di hlakanye gomme o ngwale karabo.



1 le 2 di dira

3




2 le 2 di dira



3 le 1 di dira



1 le 3 di dira



2 le 2 di dira




Teacher:  
Sign:  
Date:




# Nako




Ngwala dinomoro go tloga go 1 go ya go 4 ka dipolokong go bontšha ka mokgwa wo motšo a golago.















Swaya, e le go laetša gore ke efe yeo o ka e dirago ka pela go feta.









1
2
3
4
1
2
3
4





Thala selo:

a. o se dirile maabane

Blank drawing area for activity a.



b. o se dirile lehono

Blank drawing area for activity b.



c. o tla se dira gosasa

Blank drawing area for activity c.



Teacher:  
Sign:  
Date:

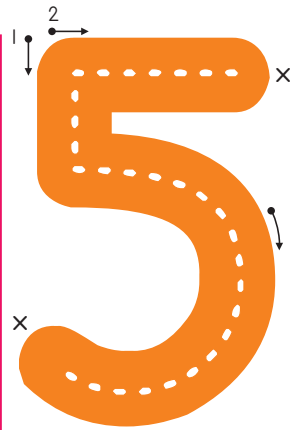




# Hlano

Bala dilo tše di lego mo seswantšhong. Latela leinapalo.

Dithedi tše tlhano  
 Malekere a mahlano  
 Dinaledi tše tlhano  
 Methalo ye mehlano



Thala go latela nomoro.




Šomiša mothaladi go nyalanya diswantšho.

Tracing practice for the number 5. It features a red pencil pointing to a solid red number 5, followed by two columns of three dashed number 5s each for tracing.


Counting practice for the number 5. It consists of five rows, each containing five items: purple ovals, brown ovals, colorful Easter eggs, brown ovals, and a dashed number 5 for tracing.

Counting practice for the number 5. It consists of five rows, each containing five items: colorful Easter eggs, a dashed number 5 for tracing, brown ovals, brown ovals, and purple ovals.

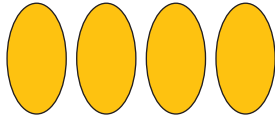

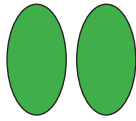
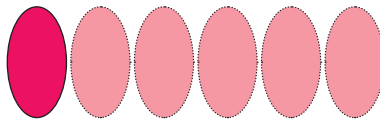




Khalara tše 5 polokong ye nngwe le ye nngwe.



Kopisa o be o thale, o oketše ka tše 5.





Itshute go ngwala nomoro ye.




hlano



Khalara mae ge o dutše o bala.



Teacher: \_\_\_\_\_  
Sign: \_\_\_\_\_  
Date: \_\_\_\_\_



# Boeletša dinomoro l go fihla go 5



Ithute go ngwala dinomoro tše.



Dira sediko go nomoro ye e nepagetšego.

	1	2	3	4	5	6	7
	1	2	3	4	5	6	7
	1	2	3	4	5	6	7
	1	2	3	4	5	6	7
	1	2	3	4	5	6	7





Ngwala maina a dinomoro.

	1	tee
	2	pedi
	3	tharo
	4	nne
	5	hlano



Teacher: \_\_\_\_\_  
 Sign: \_\_\_\_\_  
 Date: \_\_\_\_\_

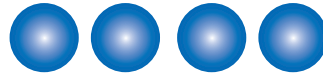




## Hlakanya go fihla go 5

Oketša palo ya pheta ka go thala tše dingwe.

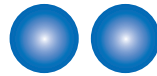
Thala o oketše ka tee.



Thala o oketše ka pedi.



Thala o oketše ka tharo.



Bala o be o hlakanye tše, ka morago ga fao, ngwala dikarabo.



le



2 le 2 di dira 4

2

2



le



2 le 1 di dira



le



3 le 2 di dira



le



2 le 3 di dira





Thala gape o oketše palo ya dikhutlotharo. O lemoga eng?

	oketša ka 1	
	oketša ka 2	
	oketša ka 3	
	oketša ka 4	



Thala karabo gomme o ngwale palo ya:

	le		e dira	
3	le	2	e dira	5
	le		e dira	
	le		e dira	
	le		e dira	
	le		e dira	



Teacher:  
Sign:  
Date:





# Ntšha go 5 gomme o oketše go fihla go 5

Thala bonnyane go feta peleng.

	fokotša ka 1	
	fokotša ka 2	
	fokotša ka 3	
	fokotša ka 4	

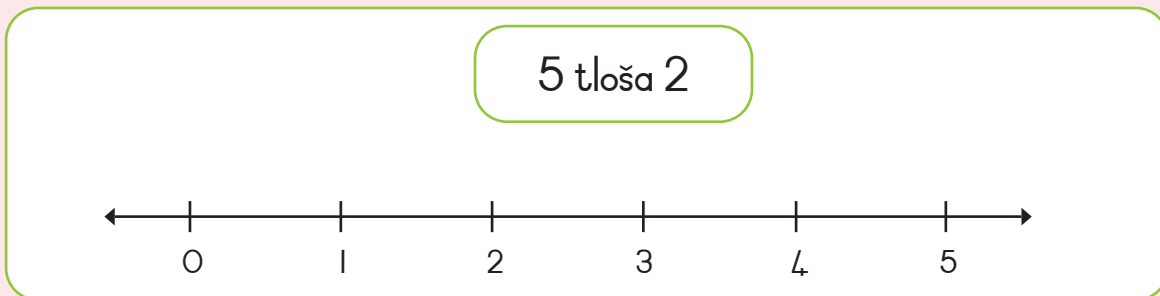
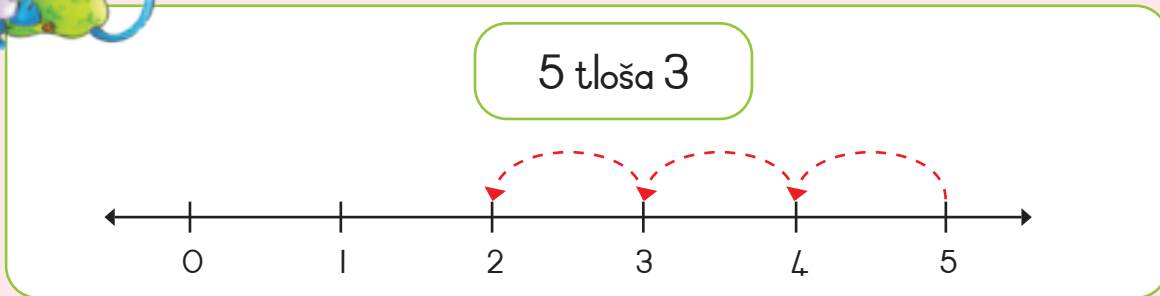



Ngwala palo ya:

	5	tloša	1	ke	4
		tloša		ke	
		tloša		ke	



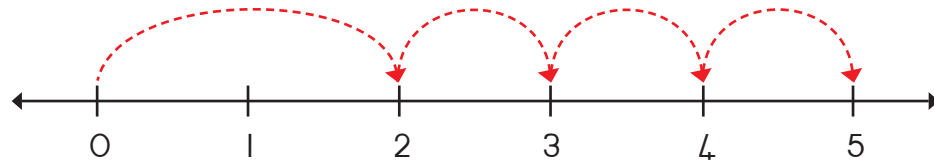
Ntšha ka go balela morago.





Hlakanya ka go balela pele.

2 oketša ka 3

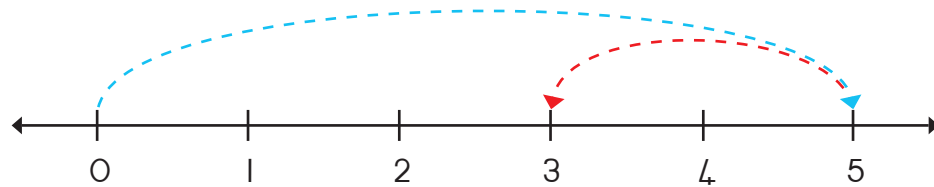


1 oketša ka 4



Bontšha palo ye mo mothalopalong.

5 tloša 2



5 tloša 4




Teacher:  
Sign:  
Date:





# Hlakanya o be o ntšhe, go fihla go 5


Feleletša tše di latelago:




le




ke



le



ke



le



ke



Feleletša tše di latelago:



le



ke



le



ke



le



ke

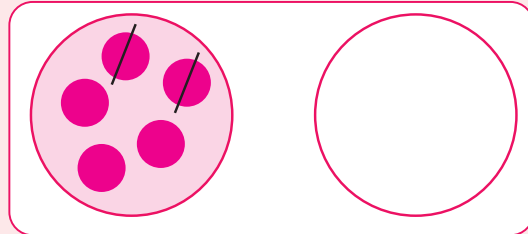
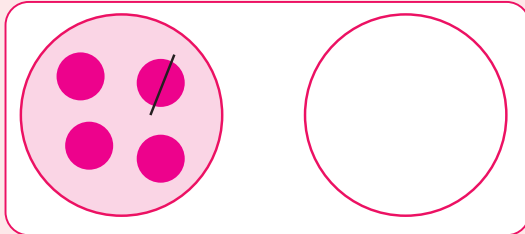




Thala o oketše diapola gore di be 5.



Go šetše dipheta tše kae? Di thale.



Dipalontšu. Morutiši goba motswadi wa gago o tla go balela se, gomme o swanetše go dira sethalwa gore o e rarolle.

Lisa o be a na le dipiere tše pedi. Musa o mo okeleditše ka e tee. Bjale o na le dipiere tše kae?

Lisa o be a na le dipiere tše nne. Musa o file Sello dipiere tše pedi. Bjale o na le dipiere tše kae?



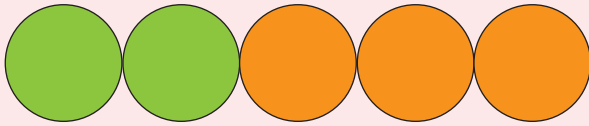
Teacher:  
Sign:  
Date:



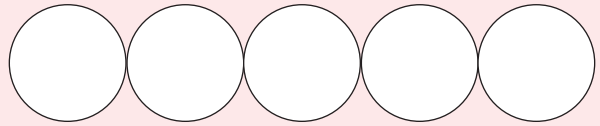


## Go hlakanya le go ntšha l go fihla go 5

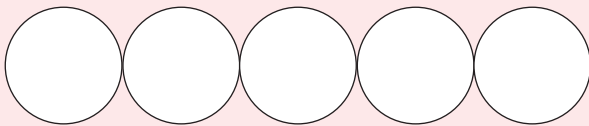
Khalara dipheta o laetše:



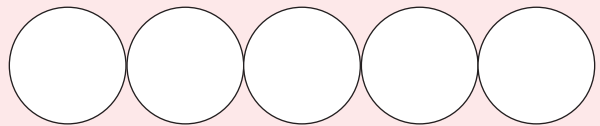
2 le 3 ke 5



1 le 4 ke 5



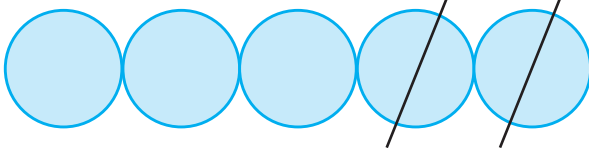
3 le 2 ke 5



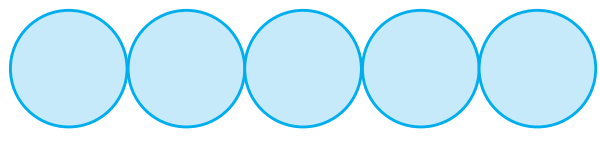
4 le 1 ke 5



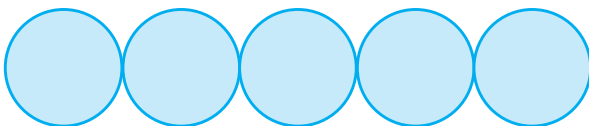
Tloša palong dipheta tšeo o di fokotšago gomme o laetše palo yeo mo mothaloalong.



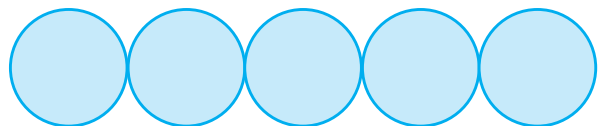
5 tloša 2 ke 3



5 tloša 1 ke 4



5 tloša 3 ke 2



5 tloša 4 ke 1





Khalara dipheta. Thuša segwagwa go laetša palo mo mothalopalong.

2 le 3 ke

3 le 2 ke

1 le 4 ke

4 le 1 ke



Tloša palong dipheta tšeo o di fokotšago gomme o laetše palo ye mothalopalong.

5 tloša 3

5 tloša 2

5 tloša 1

5 tloša 4





Teacher: \_\_\_\_\_  
Sign: \_\_\_\_\_  
Date: \_\_\_\_\_



# Dibolo le mapokisi



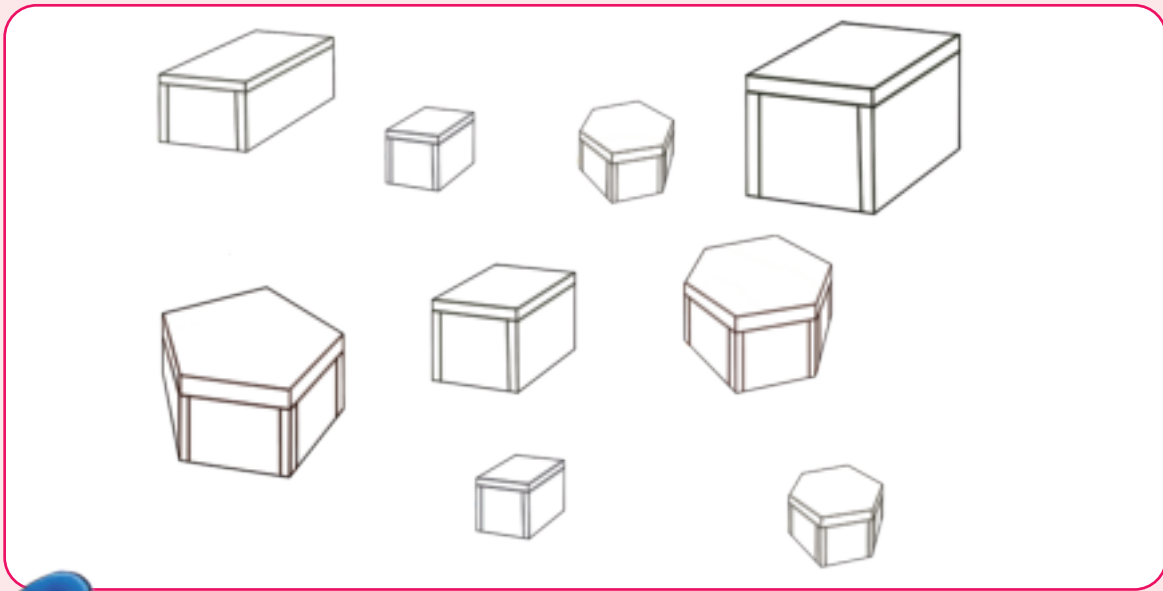
Ke efe ye e swanago le mapokisi?  
 Ke efe ye e swanago le dibolo?  
 Ke efe ye e ka kgokologago gomme ke efe  
 ye e ka relelago?





Khalara ka moka:

- Mapokisi a mannyane le dibolo: bohubedu
- Mapokisi a magolo le dibolo: botalalerata



Latela mantšu.

lepokisi

bolo



Teacher:  
Sign:  
Date:





# Ngele le mmagoja

seatla sa ngele

seatla sa mmagoja

	seatla sa ngele	seatla sa mmagoja
Mohlare o ka go la	<input type="checkbox"/>	<input type="checkbox"/>
Sefatanaga se ka go la	<input type="checkbox"/>	<input type="checkbox"/>
Ntlo e ka go la	<input type="checkbox"/>	<input type="checkbox"/>
Nonyana e ka go la	<input type="checkbox"/>	<input type="checkbox"/>
Sehloga se ka go la	<input type="checkbox"/>	<input type="checkbox"/>

	seatla sa ngele	seatla sa mmagoja
Mpša e ka go la	<input type="checkbox"/>	<input type="checkbox"/>
Nku e ka go la	<input type="checkbox"/>	<input type="checkbox"/>
Ntlo e ka go la	<input type="checkbox"/>	<input type="checkbox"/>
Sekolo se ka go la	<input type="checkbox"/>	<input type="checkbox"/>
Letšoba le ka go la	<input type="checkbox"/>	<input type="checkbox"/>





Dira sediko go seatla sa gagwe sa mmagoja.  
Dira sediko go lenao la gagwe la mmagoja.  
Ema bjalo ka mošemane gomme o laetše  
seatla sa gago sa mmagoja.

Dira sediko go seatla sa gagwe sa mmagoja.  
Dira sediko go lenao la gagwe la ngele.  
Ema bjalo ka mosetsana gomme o laetše  
seatla sa gago sa ngele.

Mmagoja

Ngele



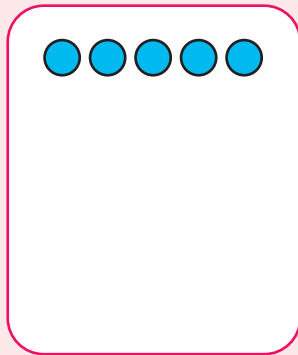
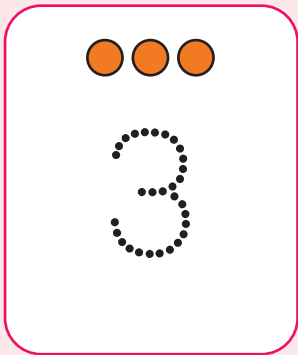


Mmagoja

Ngele



Ithute go ngwala dinomoro tše.



Teacher:  
Sign:  
Date:



11 12 13 14 15 16 17 18 19 20





Khalara lentšú la maleba leo le nyalanago le mesebe.

	ka godimo	ngele	ka tlase	mmagoja
	ka godimo	ngele	ka tlase	mmagoja
	ka godimo	ngele	ka tlase	mmagoja
	ka godimo	ngele	ka tlase	mmagoja



Dira sediko mosebeng wa maleba woo o nyalanago le woo o lego mathomong mo mothalong.




Teacher:  
Sign:  
Date:



# Go aga le go ahloganya dinomoro



Ngwala dinomoro tše di nepagetšego mo polokong.



le  ke



le  ke



le  ke



le  ke



le  ke



le  ke



le  ke




le  ke







Bjale leka tše.




le  le  ke




le  le  ke




le  le  ke



le  le  ke



le  le  ke



le  le  ke




Teacher: \_\_\_\_\_  
 Sign: \_\_\_\_\_  
 Date: \_\_\_\_\_




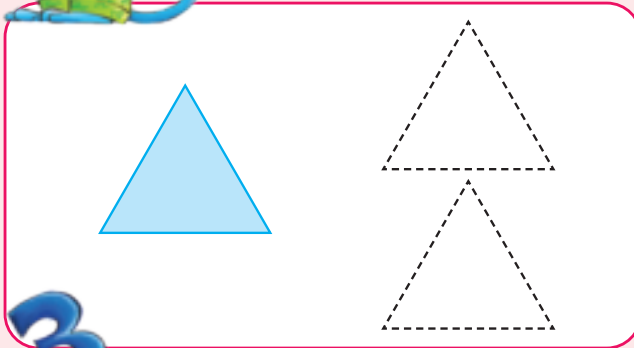
# Go atiša go a pedifatša



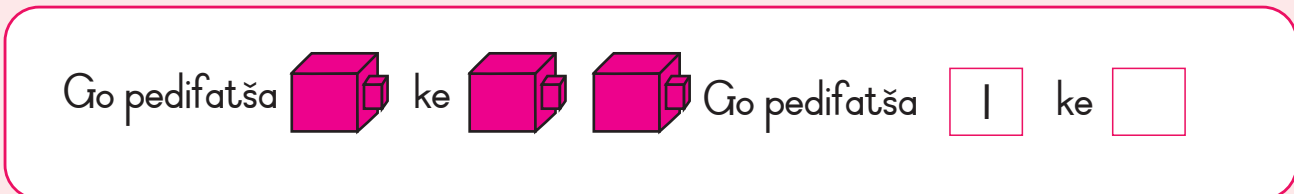
Pedifatša marontho mo mafegong.



Pedifatša dibopego.





Thala ka morago o ngwale dinomoro.





Thala ka morago o ngwale dinomoro.

Go pedifatša  ke  

Go pedifatša  ke

oketša  ke

Go pedifatša   ke 

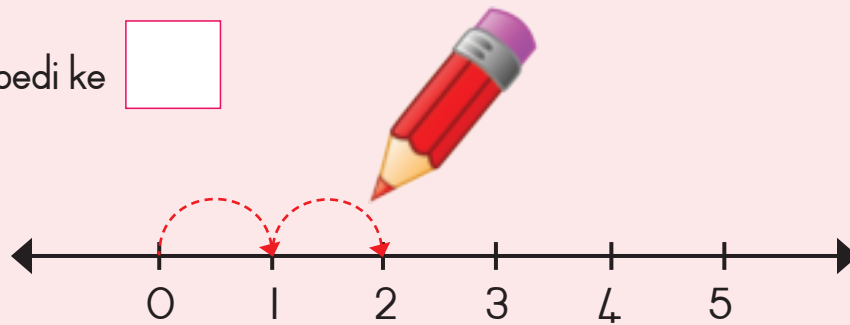
Go pedifatša  ke

oketša  ke

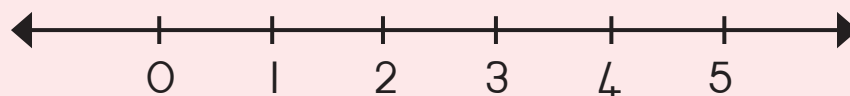


Laetša tše di latelago mo mathalopalong.

1 gabedi ke



2 gabedi ke





Teacher: \_\_\_\_\_  
Sign: \_\_\_\_\_  
Date: \_\_\_\_\_





# Ye kgolo le ye nnyane

- Dira sediko se sehubedu go phoofolo ye kgolo le
- Thala sekwere go dikologa phoofolo ye nnyane go feta ka lepokising.



golo	nnyane	kgolokgolo	nyennyane
------	--------	------------	-----------



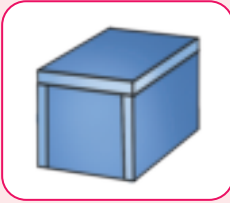
Thala bolo ye kgolwanyane.



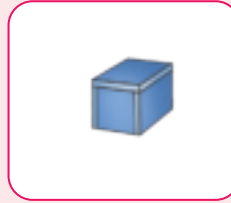
Thala bolo ye nyennyane.



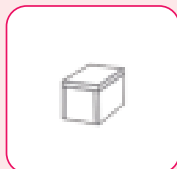
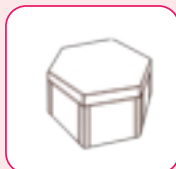
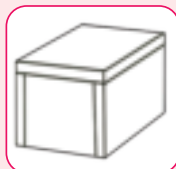

Thala lepokisi le lenyennyane.



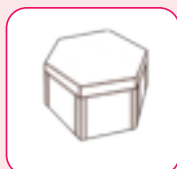
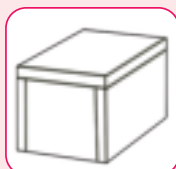
Thala lepokisi le legolwanyane.



Khalara lepokisi le lenyennyane go feta le bolo ye nyennyane go feta.



Khalara bolo ye kgolo go feta le lepokisi le legolo go feta.



Teacher:  
Sign:  
Date:



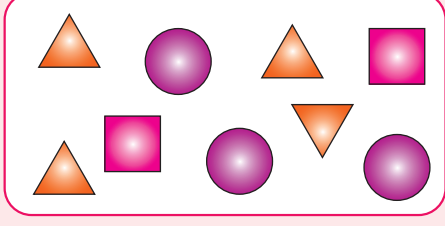
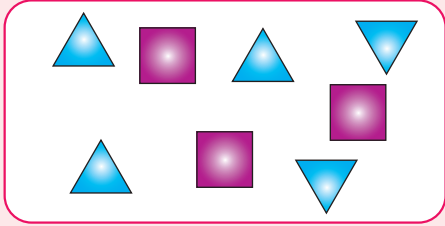
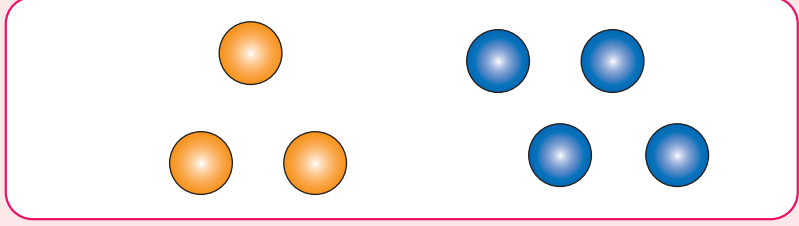
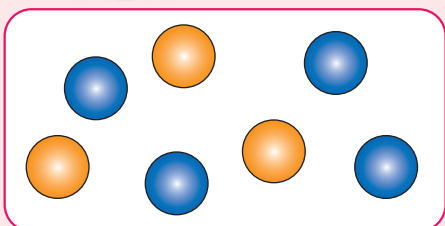


# Hlopha dilo

Nyalanya dilo tše di hlophilwego le seswantšho.





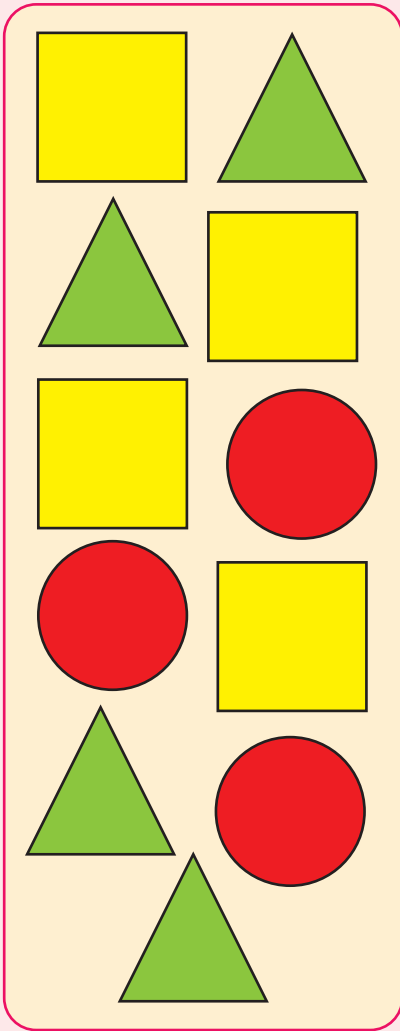


Hlopha ka go thala seswantšho sa ye nngwe le ye nngwe.





Khalara dibopego tše di lego mo seswantšhong sa kerafo, gomme o ngwale palomoka ya se sengwe le se sengwe mo tlase.





Teacher:  
Sign:  
Date:





# A re abaganeng ka go lekana

Bala dinamune, dipanana le diapola gomme o ngwale karabo ka dipolokong.



4

dinamune

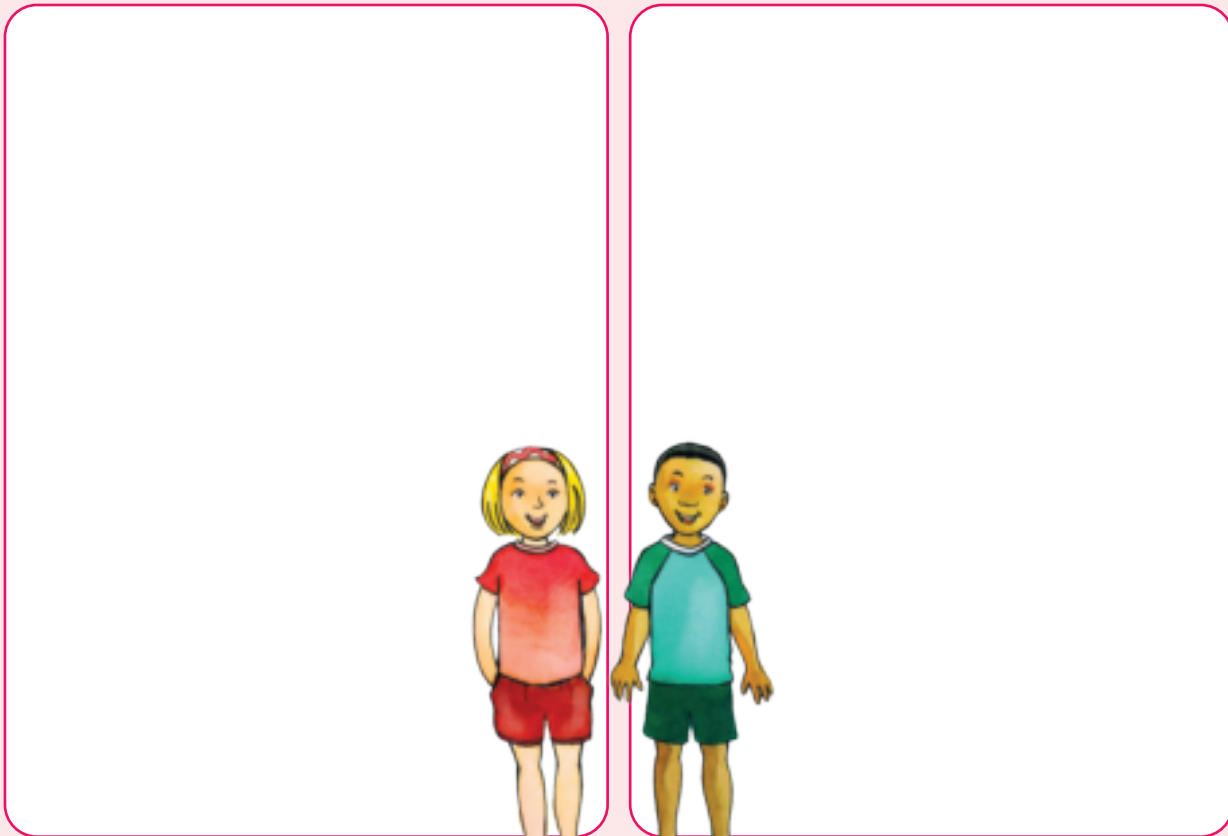


dipanana



diapola

Abelana o be o thale dinamune, dipanana le diapola ka go lekana gare ga bana ba babedi.






Arola sehlopha sa ka lepokising la mathomo go ba dihlopha tše pedi. Thala dihlopha tšeo tše pedi ka mapokising a go fapana.



$$4 = 2 + 2$$



$$\square = \square + \square$$



$$\square = \square + \square$$



Teacher:  
Sign:  
Date:






# Go abelana ka go lekana


Dira didiko go dienywa le go diphoofole gore di abelanwe ka go lekana.



Kgabo ye nngwe le ye nngwe e hweditše dipanana tše kae?



Mmutla wo mongwe le wo mongwe o hweditše dikherote tše kae?



Kgabo ye nngwe le ye nngwe e hweditše diapola tše kae?

Na go na le diapola tše di ilego tša šala ka morago ga go abagana ka go lekana?



Mmutla wo mongwe le wo mongwe o hweditše dikherote tše kae?

Na go na le dikherote tše di ilego tša šala ka morago ga go abagana ka go lekana?



Arola dibaledi go ya ka dihlopha tše pedi tša go lekana gomme o thale sefapano dibaleding tše di šetšego.

Arola dibaledi go ya ka dihlopha tše 3 tša go lekana gomme o thale sefapano dibaleding tše di šetšego.



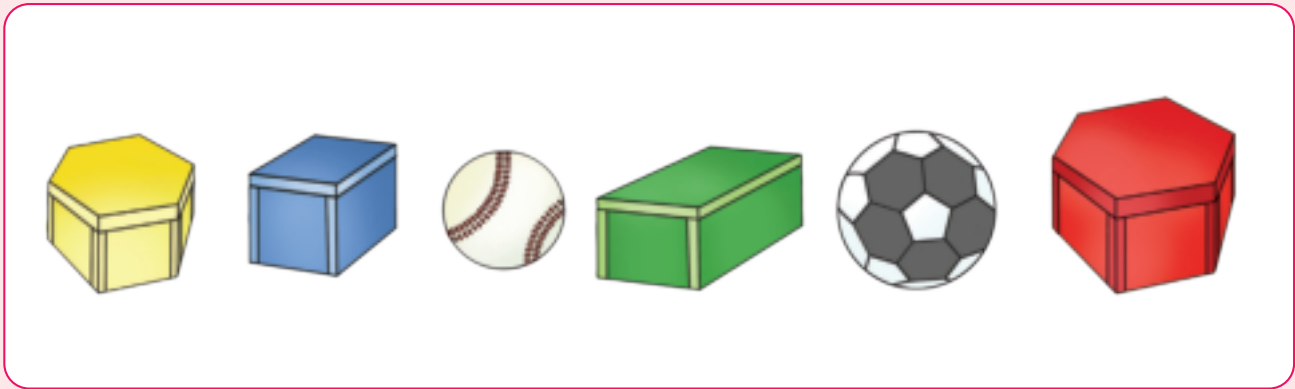
Teacher: \_\_\_\_\_  
Sign: \_\_\_\_\_  
Date: \_\_\_\_\_





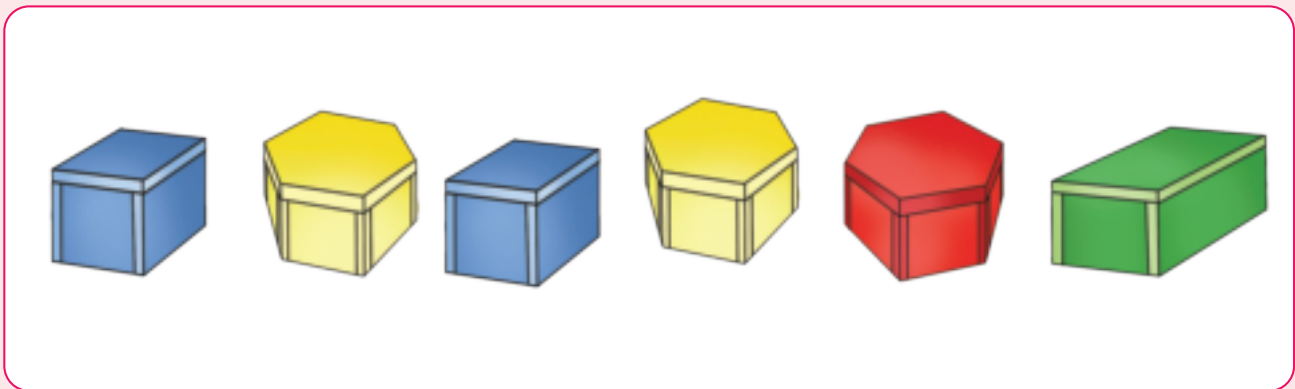
## Go aga dilo

Na o ka aga tora ka dilo ka moka tše di latelago?  
Swaya Ee goba Aowa



Ee

Aowa



Ee

Aowa



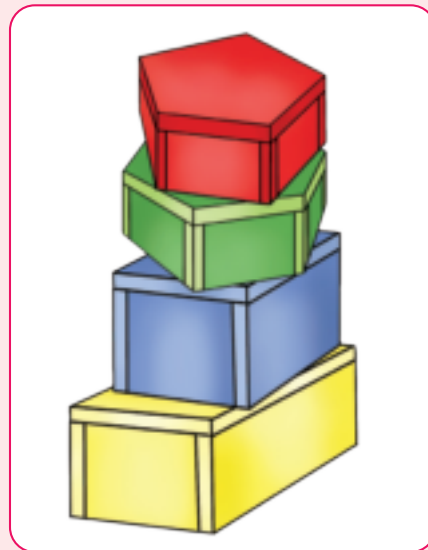
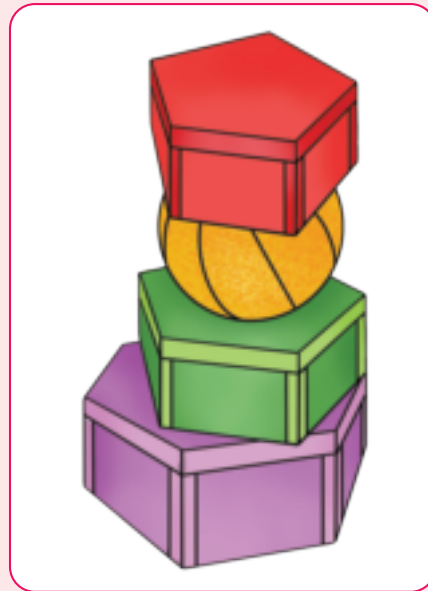

Ee

Aowa





Na tora e tla ema goba aowa? Swaya ka ✓ goba ka ✘.



Šomiša mapokisi a lesome a mollo le semamaretši go dira moago wa gago. Na semamaretši se dira gore go be bobebe?



Teacher:  
Sign:

Date:





Latela dikgwedi tša ngwaga.  
Khalara palune ya kgwedi ya matswalo a gago.

## Go bolela nako

Pherekgong

Dibokwane

Hlakola

Moranang

Mopitlo

Mosegamanye

Phupu

Phato

Lewedi

Diphallane

Dibatsela

Manthole



Latela matsatši a beke.  
Khalara poloko mo go letsatši la lehono.



Mošupologo



Labobedi



Laboraro



Labone



Labohlano



Mokibelo



Lamorena



Teacher:

Sign:

Date:

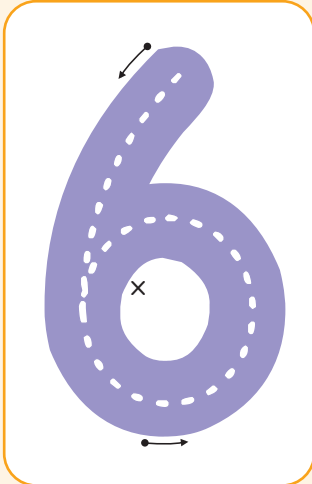


11 12 13 14 15 16 17 18 19 20

# Tshela



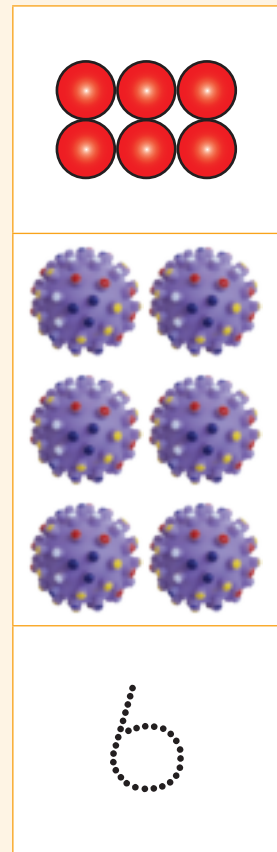
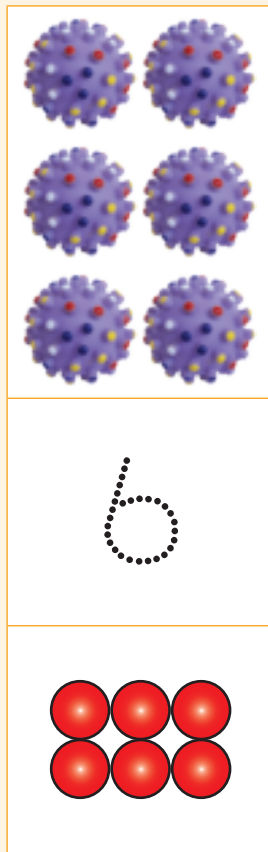

Thala didiko tše 6 ka mo polokong.




Latiša nomoro.

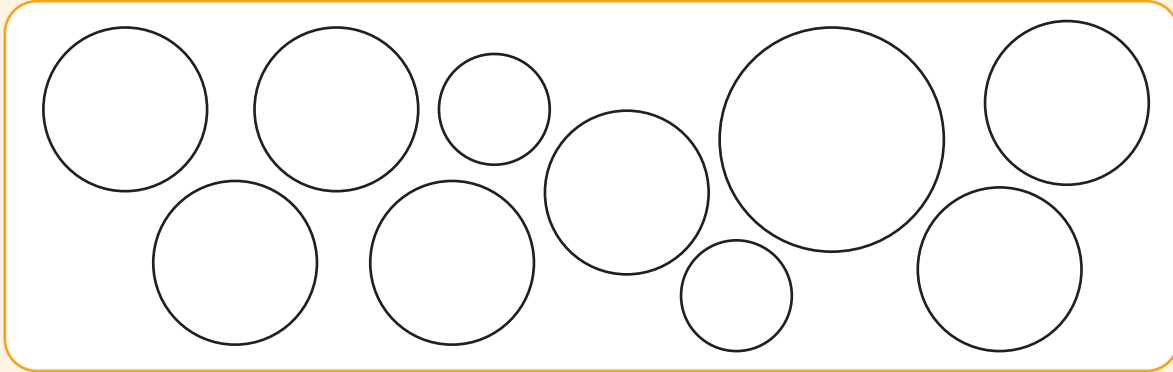


Šomiša motshaladi go nyalanya diswantšho.





Khalara didiko tše 6.



Kopolla gomme o thale tše 6 gape.





Ithute go ngwala nomoro.



tshela



Khalara didiko ge o dutše o di bala.




Teacher: \_\_\_\_\_  
 Sign: \_\_\_\_\_  
 Date: \_\_\_\_\_



# Šupa



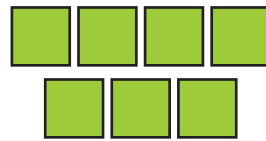
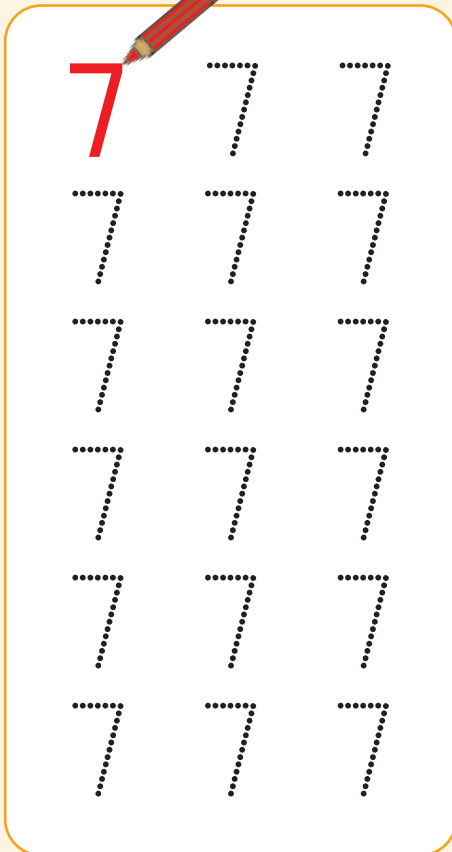
Thala dikwere tše 7 ka mo polokong.



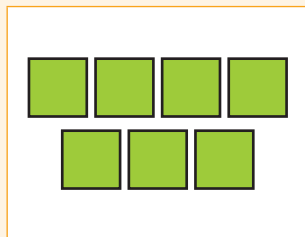
Latiša nomoro.



Šomiša motshaladi go nyalanya diswantšho.




šupa

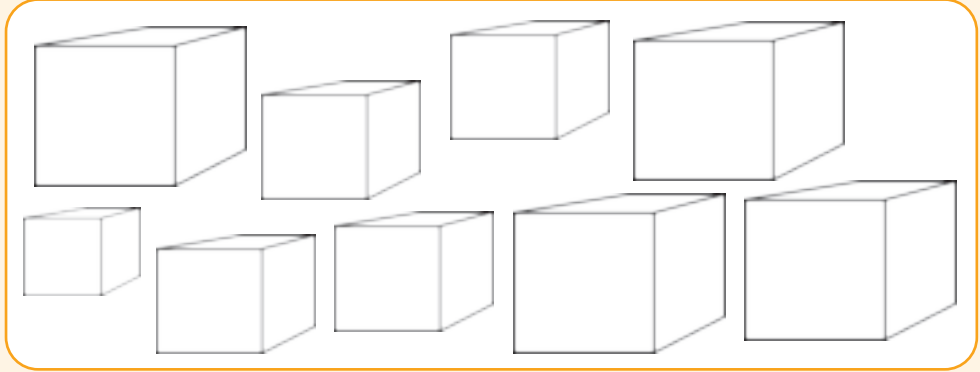



šupa

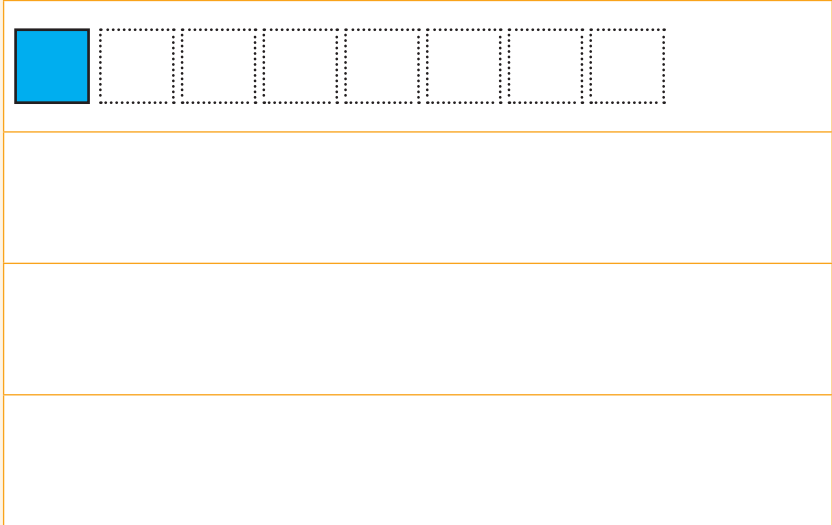
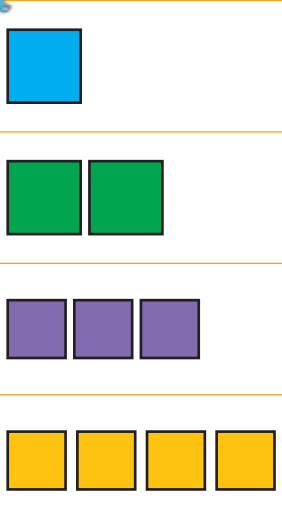




Khalara dikhutlonnethwi tše 7 le dioploko tše 7.




Kopisa o be o thale, o oketše ka 7.



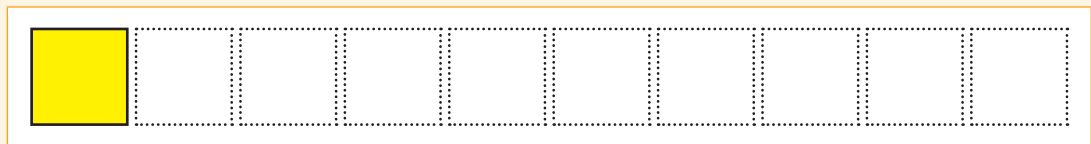
Ithute go ngwala nomoro.



upa



Khalara dikwere ge o dutše o di bala.




Teacher:  
Sign:  
Date:



Seswai



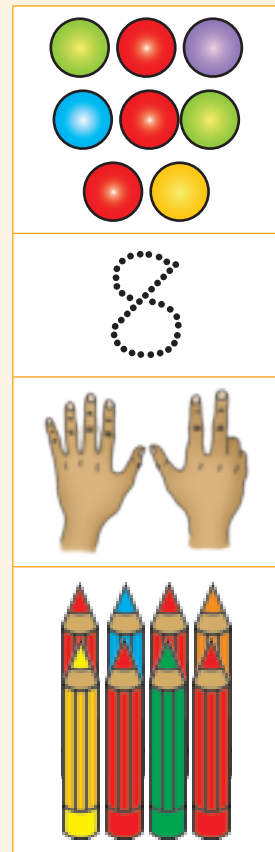
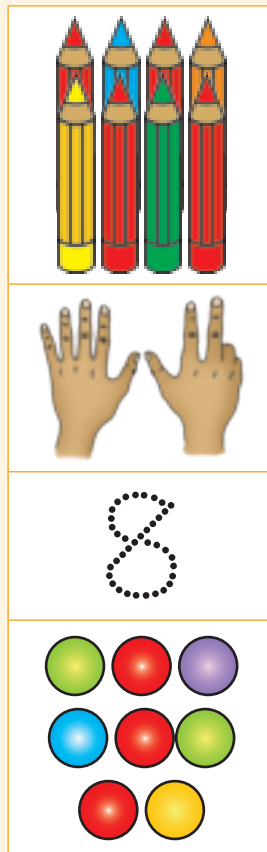

Thala dibopego tše 8 ka mo polokong.




Latiša nomoro.



Šomiša mothlaladi go nyalanya diswantšho.






Khalara dinaledi tše 8.



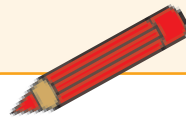
Kopisa o be o thale, o oketše ka 8.



Ithute go ngwala nomoro.



seswai



Khalara didiko ge o dutše o di bala.

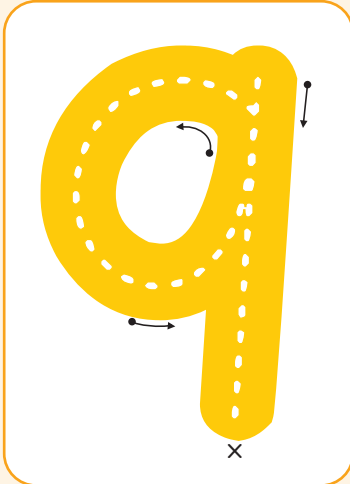


Teacher:  
Sign:  
Date:

# Senyane




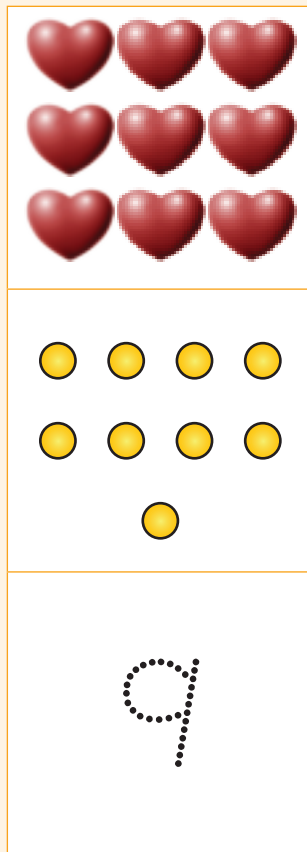
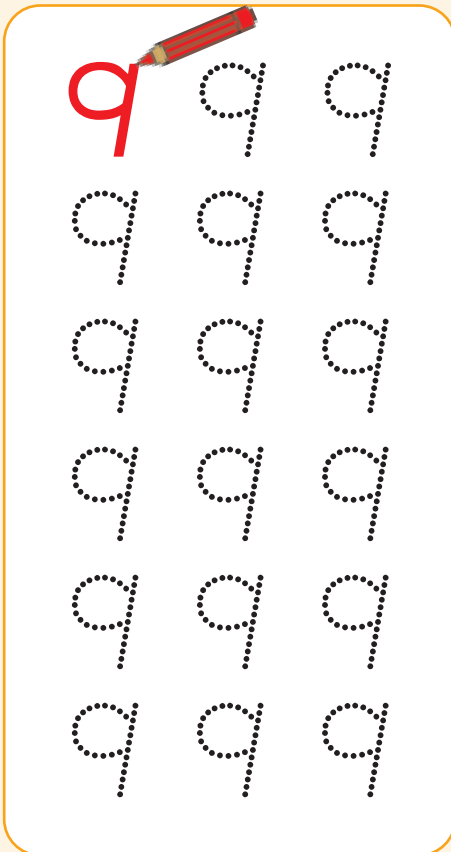
Thala dipelo tše 9 ka mo polokong.




Latiša nomoro.

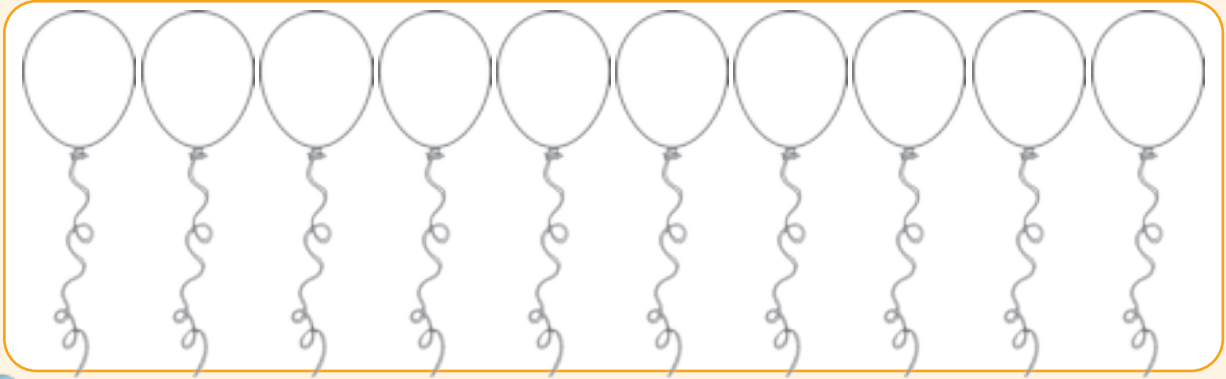


Šomiša motahaladi go nyalanya diswantšho.

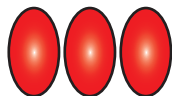




Khalara dipalune tše senyane.



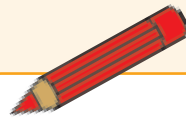
Kopisa o be o thale, o oketše ka 9.



Ithute go ngwala nomoro.



senyane



Khalara dikhutlotharo ge o dutše o di bala.



Teacher:  
Sign:

Date:



# Go tla la le go se be le selo




Khalara karabo ya maleba.  
Na ditšhelo di tletše goba ga di na selo?



ga e na selo e tletše

ga e na selo e tletše




ga o na selo o tletše

ga o na selo o tletše




ga e na selo o tletše

ga e na selo o tletše



ga e na selo e tletše

ga e na selo e tletše



ga e na selo e tletše

ga e na selo e tletše



ga e na selo e tletše

ga e na selo e tletše




ga e na selo e tletše

ga e na selo e tletše

di tlet e

ga di na selo





Khalara nomoro ya maleba.  
Na ditšhelo di tletše goba ga di na selo?

ga go na selo      tletše




ga go na selo      tletše

ga go na selo      tletše




ga go na selo      tletše

ga go na selo      tletše



ga go na selo      tletše

ga go na selo      tletše



ga go na selo      tletše

ga go na selo      tletše

E



ga go na selo      tletše

ga go na selo      tletše



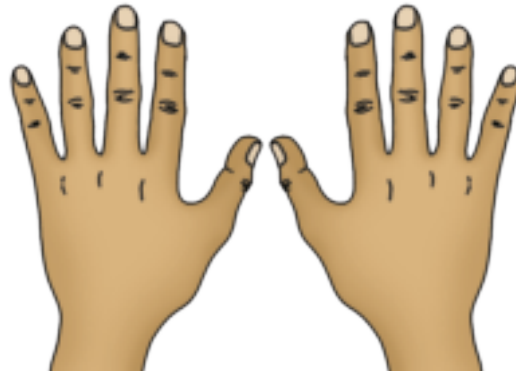
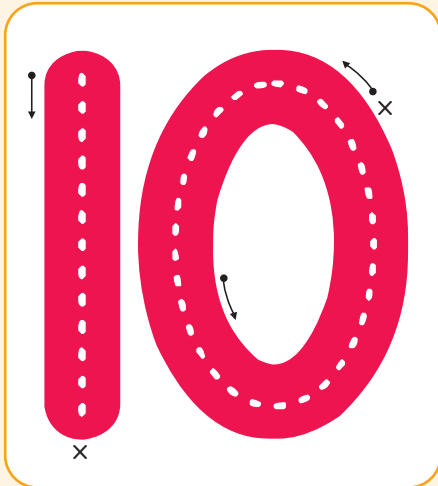
Teacher:  
Sign:  
Date:




# Lesome




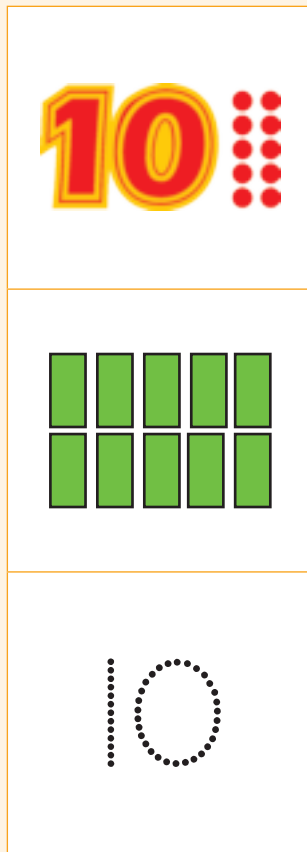
Bala menwana ya diatla tša gago.




Latiša nomoro.



Nyalanya diswantšho.





Khalara dienywa tše IO.



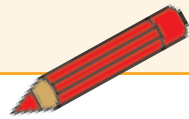
Kopisa o be o thale, o oketše ka IO.



Ithute go ngwala nomoro.



lesome



Khalara dikhutlonnethwi ge o dutše o di bala.



Teacher: \_\_\_\_\_  
Sign: \_\_\_\_\_  
Date: \_\_\_\_\_






## Nomora I go fihla go 10

Šomiša menwana ya gago go dira dinomoro tše. Ka morago kopisa dinomoro.

	1	1
	2	2
	3	3
	4	4
	5	5
	6	6
	7	7
	8	8
	9	9
	10	10






# Go ngwala dinomoro 6 - 10

Itlhole go ngwala dinomoro tšhe.



## 6

tshela



6   6   6   6



## 7

šupa


7   7



## 8

seswai

8   8



## 9

senyane

9   9



## 10

lesome

10   10



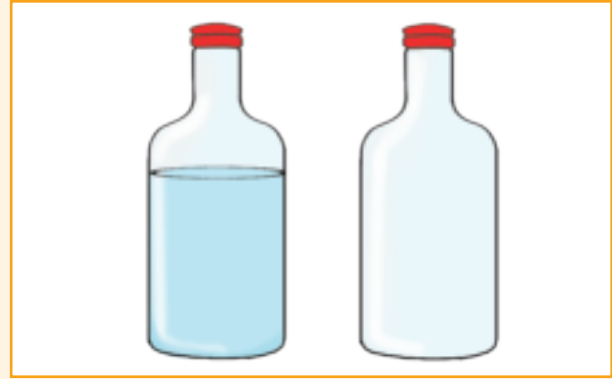

Teacher: \_\_\_\_\_  
 Sign: \_\_\_\_\_  
 Date: \_\_\_\_\_



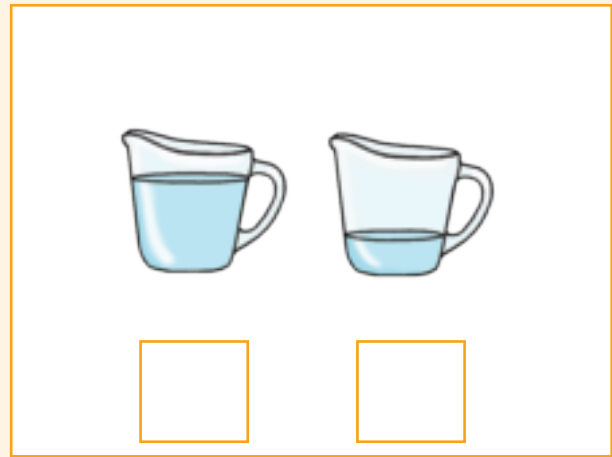
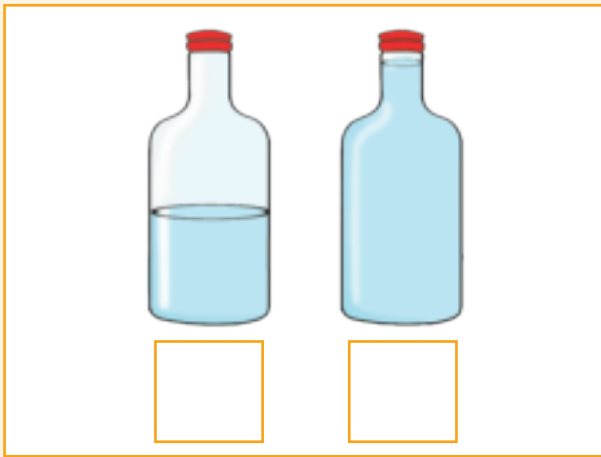


# Boemo le bolumo

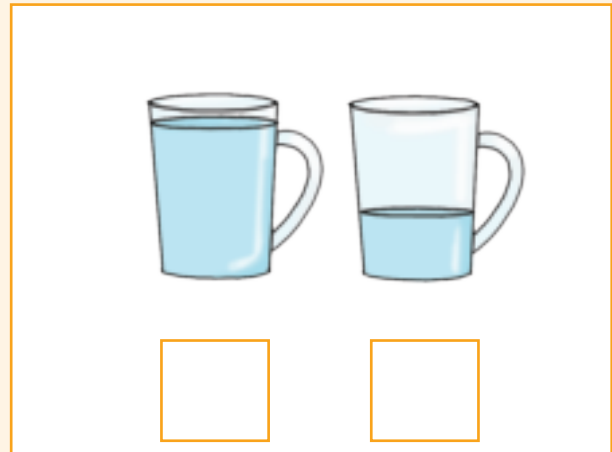
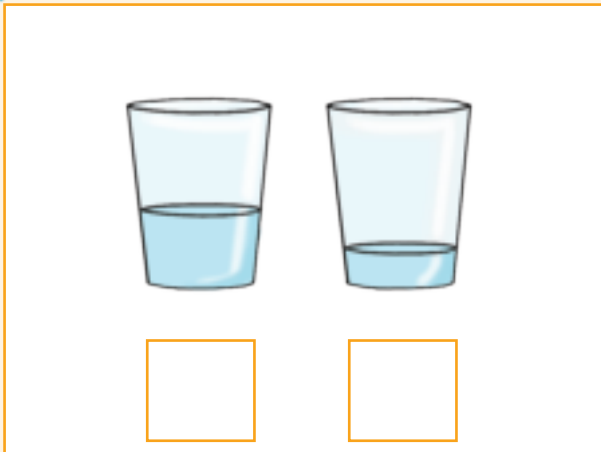
Thala meetse a mantši ka gare ga setšhelo sa ka go la mmagoja.




Swaya o bontšhe gore ke setšhelo sefe se se swerego bontši.




Swaya o bontšhe gore ke setšhelo sefe se se swerego bonnyane.







Khalara galase ya bobedi gore e bontšhe tšusi ye nnyane go ya galase ya mathomo.



Khalara galase ya bobedi gore e bontšhe tšusi ye ntši go feta ya galase ya mathomo.



Dira sediko mo go, go feta, go fetwa ke goba go lekana le.





Galase ye talalerata e na le

go feta

go fetwa ke

go lekana le

galase ye khubedu.



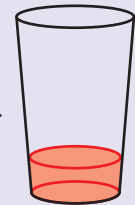
Galase ye talalerata e na le

go feta

go fetwa ke

go lekana le

galase ye khubedu.



Galase ye talalerata e na le

go feta

go fetwa ke

go lekana le

galase ye khubedu.



go feta

go fetwa ke

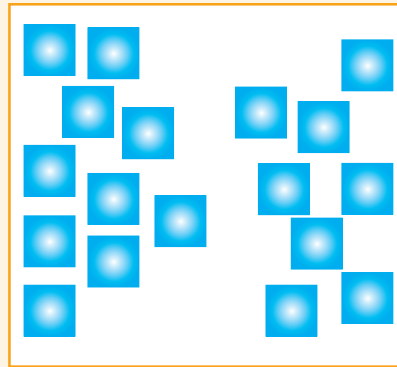
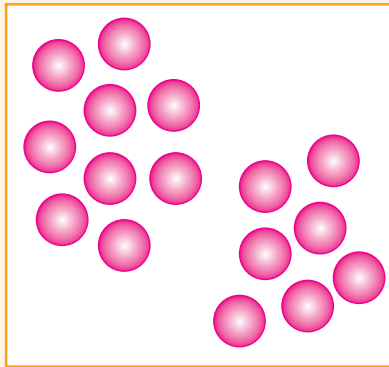

Teacher:  
Sign:  
Date:



# Nomora I go fihla go IO

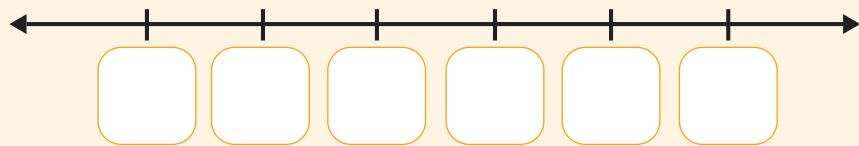


Ka polokong ye nngwe le ye nngwe dira sediko go sehlopha se se nago le diboepo tše nnyane go feta.

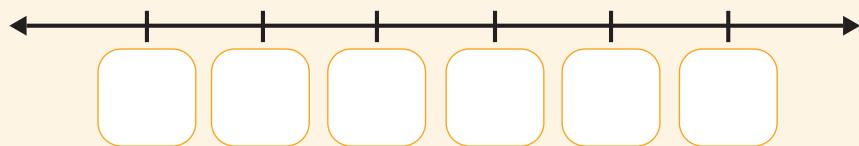


Ngwala dinomoro go tloga go ye nyennyane go ya go ye kgolokgolo mo mothalopalong.

2    4    3  
6    1    5



4    6    8  
7    9    5



Khalara nomoro ye nyennyane kudu ka botalamorogo gomme ye kgolokgolo ka mmala wa namune.

7    4    3

9    10    8

5    1    6

4    6    2



Rarolla tše di latelago. O ka no thala diswantšho gore di go thuše.

5 oketšegile ka 1.

5 e fokotšegile ka 1.

6 e oketšegile ka 2.

7 e fokotšegile ka 2.





# Mothalo wa dipheta



Ngwala dinomoro tše di tlogetšwego.

A series of ten horizontal number lines for a dot-marker activity. Each line contains ten circles. A red pencil is shown pointing to the first circle of the top line, which contains the number 1. The numbers 2 through 10 are present in various colors and positions across the lines, with some missing or blank circles for the student to identify and mark.

- Line 1: 1 (with pencil), 2, 3, 4, 5, 6, 7, 8, 9, 10
- Line 2: 1, 2, 3, blank, 5, 6, 7, 8, 9, 10
- Line 3: 1, 2, 3, blank, blank, 6, 7, 8, 9, 10
- Line 4: 1, 2, blank, 4, 5, 6, blank, 8, blank, 10
- Line 5: 1, 2, 3, blank, 5, 6, 7, blank, blank, 10
- Line 6: blank, 2, blank, 4, 5, blank, 7, 8, blank, 10
- Line 7: 1, blank, 3, 4, 5, 6, 7, blank, 9, blank
- Line 8: blank, blank, blank, blank, blank, blank, blank, blank, blank, blank
- Line 9: 10, 9, 8, 7, 6, 5, blank, blank, blank, blank



Teacher: \_\_\_\_\_  
 Sign: \_\_\_\_\_  
 Date: \_\_\_\_\_






## Oketšegile, lekana, fokotšegile

Nyalanya dilo tše di lego go la ngele le tše di lego go la mmaoja.  
Khalara karabo ya maleba.



swana

go se swane



swana

go se swane



swana


go se swane



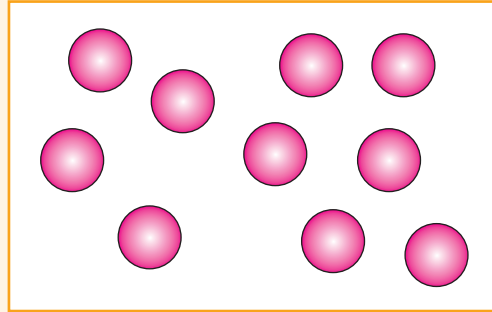
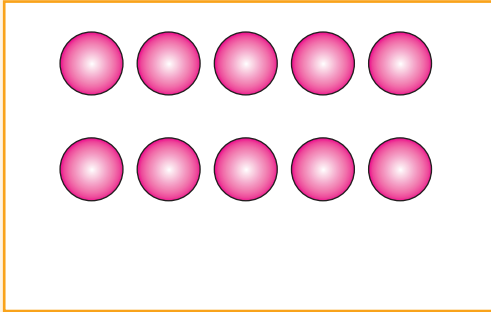
swana

go se swane

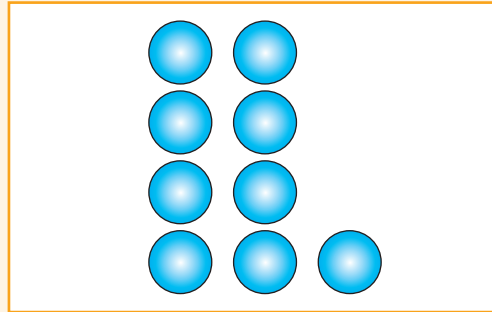
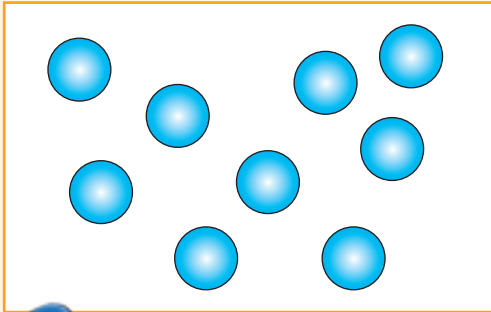




Bolela gore na poloko ya bobedi e feta, ke ye nnyane go, goba e lekana le poloko ya mathomo.  
Khalara karabo ya maleba.



- kgolo
- lekana
- nnyane




- kgolo
- lekana
- nnyane



Nyalanya dilo le nomoro.

- |    |
|----|
| 1  |
| 2  |
| 3  |
| 4  |
| 5  |
| 6  |
| 7  |
| 8  |
| 9  |
| 10 |





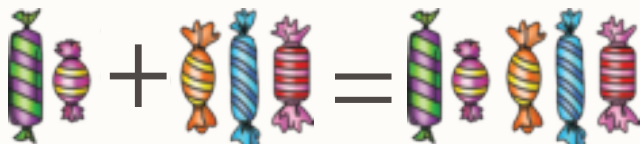

Teacher: \_\_\_\_\_  
Sign: \_\_\_\_\_  
Date: \_\_\_\_\_



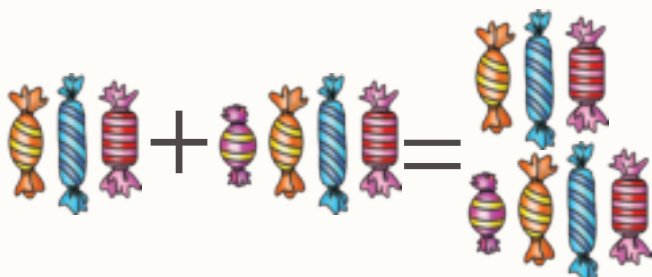


## Go hlakanya malekere

Hlakanya malekere a gomme o ngwale dikarabo.



$$2 + 3 = 5$$



$$3 + 2 =$$



Hlakanya dinomoro.




$$5 + 1 = 6$$



$$5 + 0 =$$




$$3 + 2 =$$




$$4 + 3 =$$





Leka tše.



$3 + 6 = 9$

$1 + 1 =$

$4 + 0 = 4$

$0 + 7 =$

$0 + 5 = 5$

$3 + 2 =$

$6 + 0 =$

$5 + 3 =$

$2 + 2 =$

$7 + 2 =$

$1 + 3 =$

$4 + 4 =$

$2 + 5 =$

$5 + 1 =$

$5 + 0 =$

$4 + 3 =$

$1 + 8 =$

$2 + 6 =$

$4 + 2 =$

$8 + 2 =$



Teacher:  
Sign:  
Date:



11 12 13 14 15 16 17 18 19 20




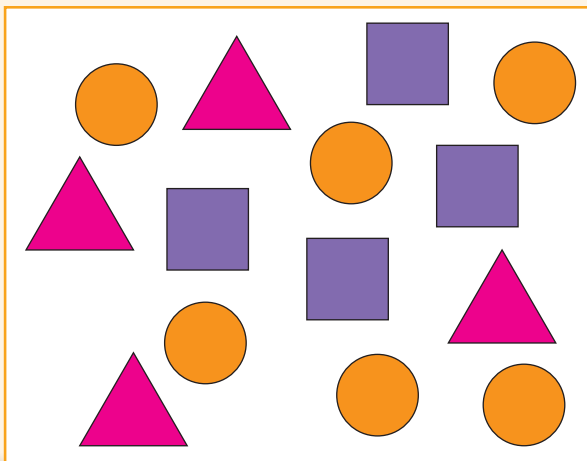


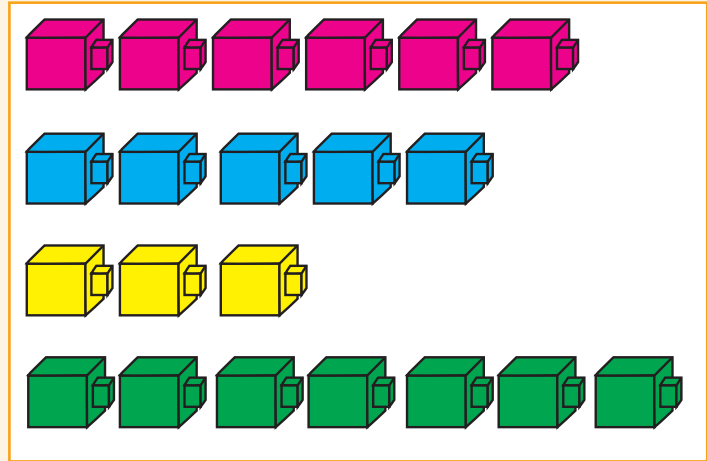

44


Kotara ya 2




# Go kgoboketša le go beakanya

Hlopha o be o dire sethalwa sa dikgoboketšwa tše di beakantšwego.





Hlopha matlakala a a latelago ka go dira sethalwa.



Go na le matlakala a makae a masorolane?

Go na le matlakala a makae a mmala wa namune?

Go na le matlakala a makae a matalamorogo?



Teacher:  
Sign:  
Date:





## Go hlakanya go fihla go 10: go tšwela pele go bala

Thala seswantšho gomme o ngwale lefokopalo go se sengwe le se sengwe.

Sarah o na le malekere a 3. Boati o na le malekere a 2. Ba na le malekere a makae ge a kopane?



A re baleng:


3

4

5

$$\boxed{\phantom{0}} + \boxed{\phantom{0}} = \boxed{\phantom{0}}$$

Ke na le dimabolo tše 4. gomme ka thopa tše 3. Ke na le dimabolo tše kae?



A re baleng:

4

5

6

7

$$\boxed{\phantom{0}} + \boxed{\phantom{0}} = \boxed{\phantom{0}}$$

Go be go na le dirurubele tše 5. Tše pedi di ile tša hlakana le tšona. Go na le dirurubele tše kae?




A re baleng:

5

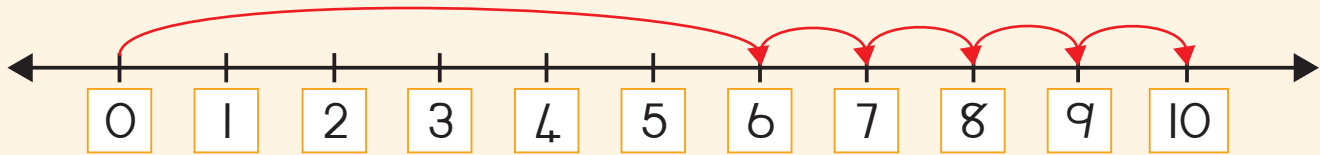
6

7

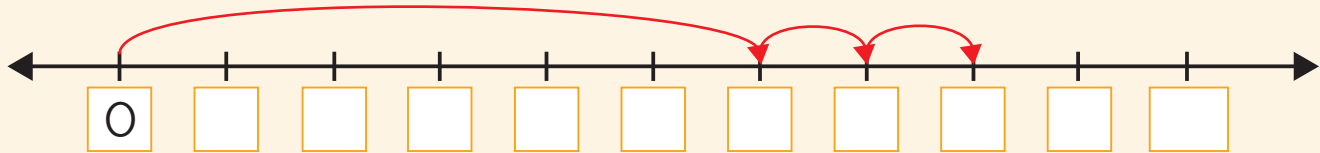
$$\boxed{\phantom{0}} - \boxed{\phantom{0}} = \boxed{\phantom{0}}$$



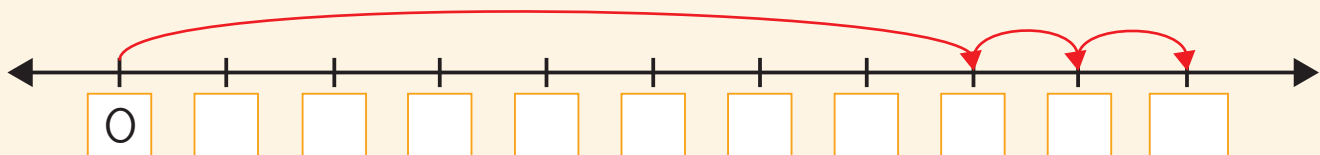
Ngwala dinomoro mo go mothalopalo ka morago o ngwale lefokopalo go ye nngwe le ye nngwe.



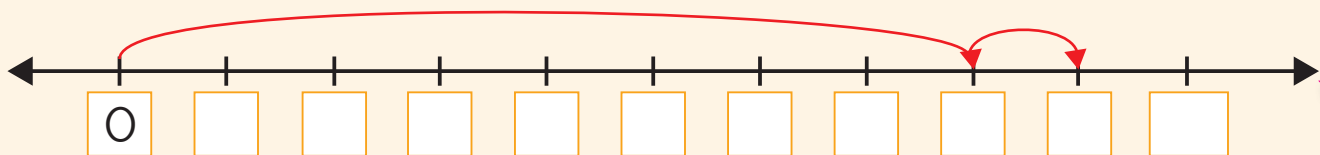
$$6 + 4 = \square$$



$$\square + \square = \square$$



$$\square + \square = \square$$



$$\square + \square = \square$$



Teacher: \_\_\_\_\_  
Sign: \_\_\_\_\_  
Date: \_\_\_\_\_





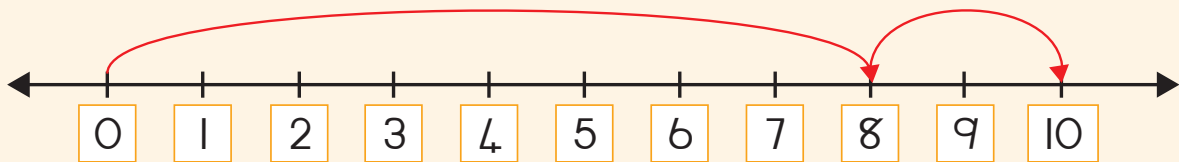
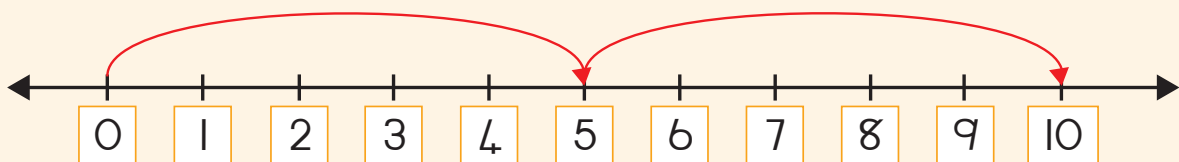
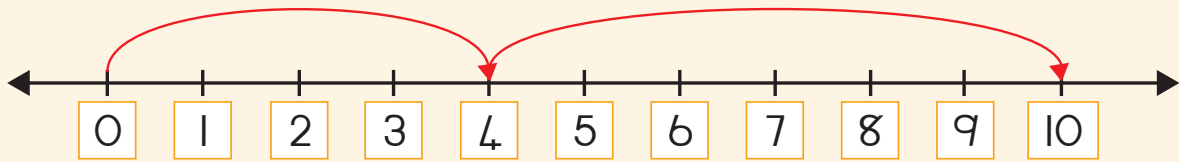
Go hlakanya: go aga le go pshatla go fihla go 10


Khalara gomme o laetše tše di latelago.

1 + 9	
2 + 8	
3 + 7	
4 + 6	
5 + 5	



Ngwala palo ya:





Šomiša palo ya matšoba go hlama lefokopalo la gago.



$$\square + \square + \square = \square$$



$$\square + \square + \square = \square$$



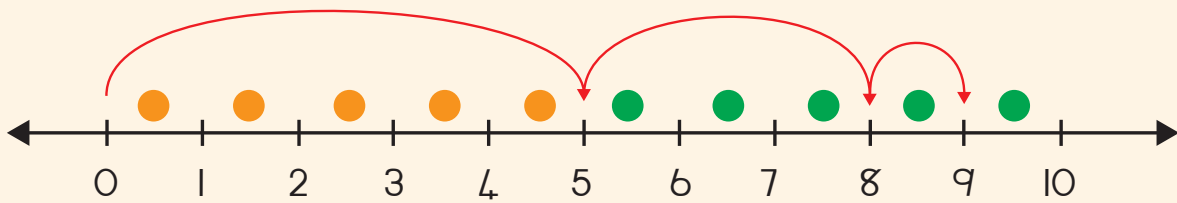
$$\square + \square + \square = \square$$



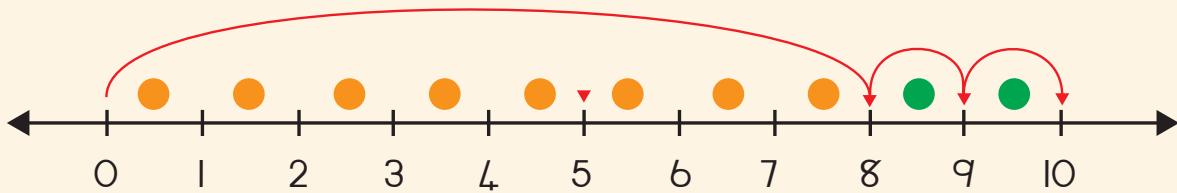
$$\square + \square + \square = \square$$



Ngwala palo ya:



$$\square + \square + \square = \square$$



$$\square + \square + \square = \square$$



Teacher:  
Sign:  
Date:



11 12 13 14 15 16 17 18 19 20



# Go pedifatša le go ripa gare

Araba tše di latelago.

Na o bona basetsana ba bakae?



Bjale o bona basetsana ba bakae?




I gabedi ke 2. Cie re tšea seripagare sa basetsana go tla šala basetsana ba bakae?

O bona maoto a makae?



Bjale o bona maoto a makae?




Re re 2 gabedi ke 4. Bjale seripagare sa 4 e tla ba eng?

Na o bona maotwana a makae?



Bjale o bona maotwana a makae?




Re re 3 gabedi ke 6. Seripagare sa 6 e tla ba bokae?

O bona maoto a makae?




Bjale o bona maoto a makae?




Re re 4 gabedi ke 8. Na seripagare sa 8 e tla ba bokae?

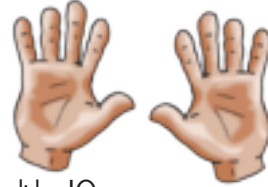




O bona menwana ye mekae?



Bjale o bona menwana ye mekae?

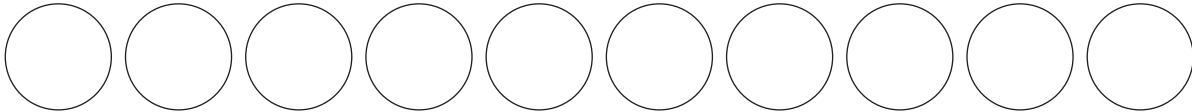


Re re 5 gabedi ke IO.  
Na seripagare sa IO e tla ba bokae?



Rarolla tše di latelago ka go khalaria. Ngwala palo.

Ke na le dimabole tše 4, gomme mogwera wa ka o na le tše 4. Re na le dimabole tše kae ge di kopane?  
Khalaria palo ye e nepagetšego ya dimabole.

 +  = 

Araba tše di latelago.

1 gabedi ke

2 gabedi ke

3 gabedi ke

4 gabedi ke

5 gabedi ke

seripagare sa 2 ke

seripagare sa 4 ke

seripagare sa 6 ke

seripagare sa 8 ke

seripagare sa 10 ke



Teacher:  
Sign:

Date:

11

12

13

14

15

16

17

18

19

20




99




Feleletša diboego tše.

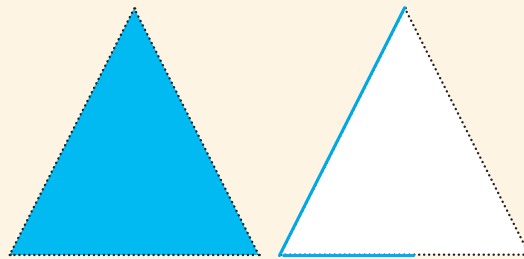
sekwere



sediko



khutlotharo




khutlonnethwi

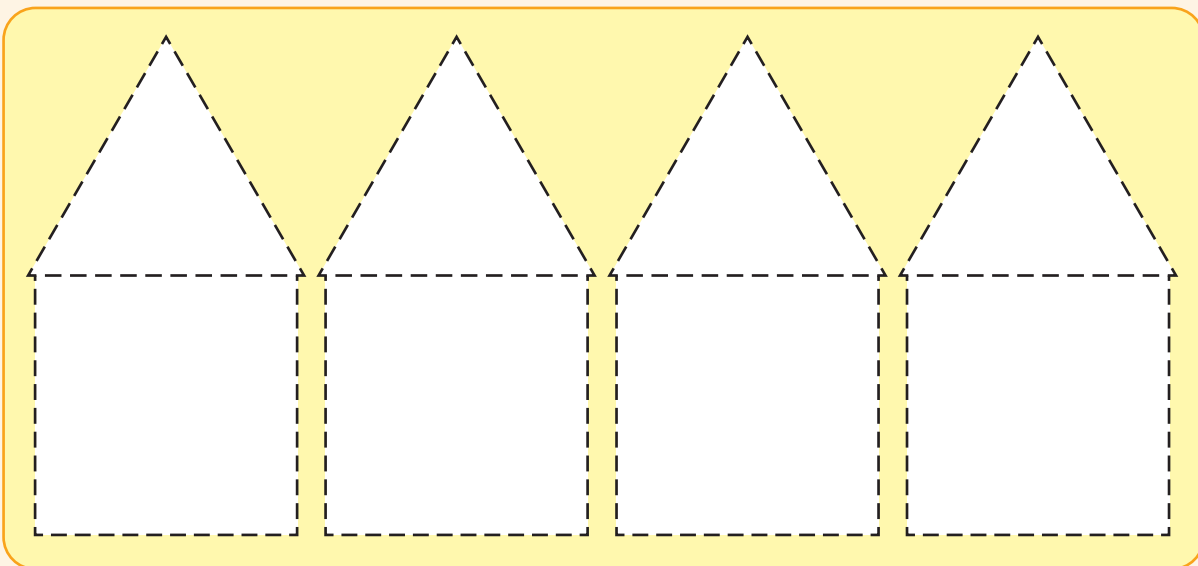

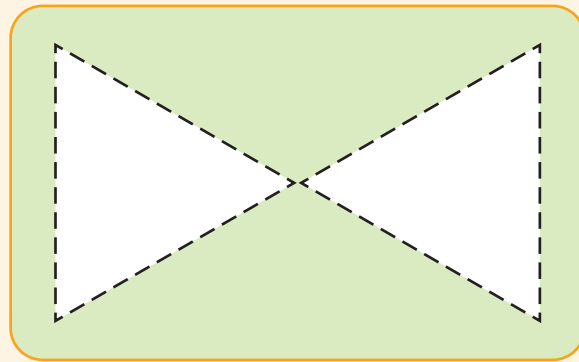
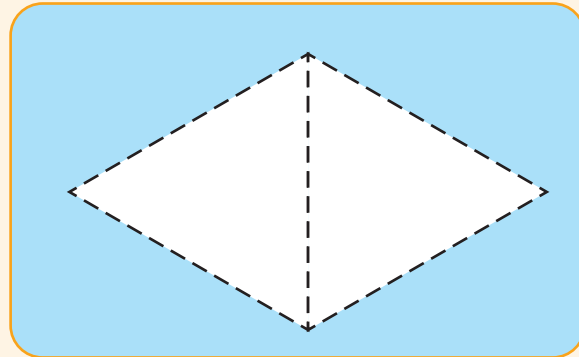
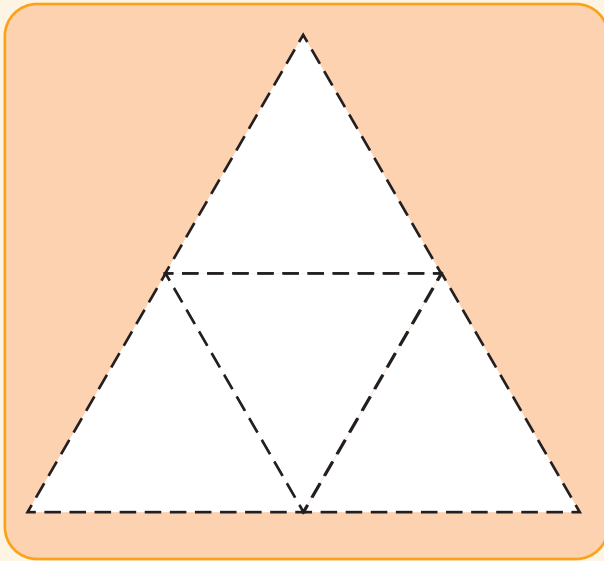


Šomiša diboego tše nne tša mo godimo go thala seswantšho. O ka šomiša diboego go feta gatee.





Diriša dibopego tše di setilwego  
go hlama dibopego tše.



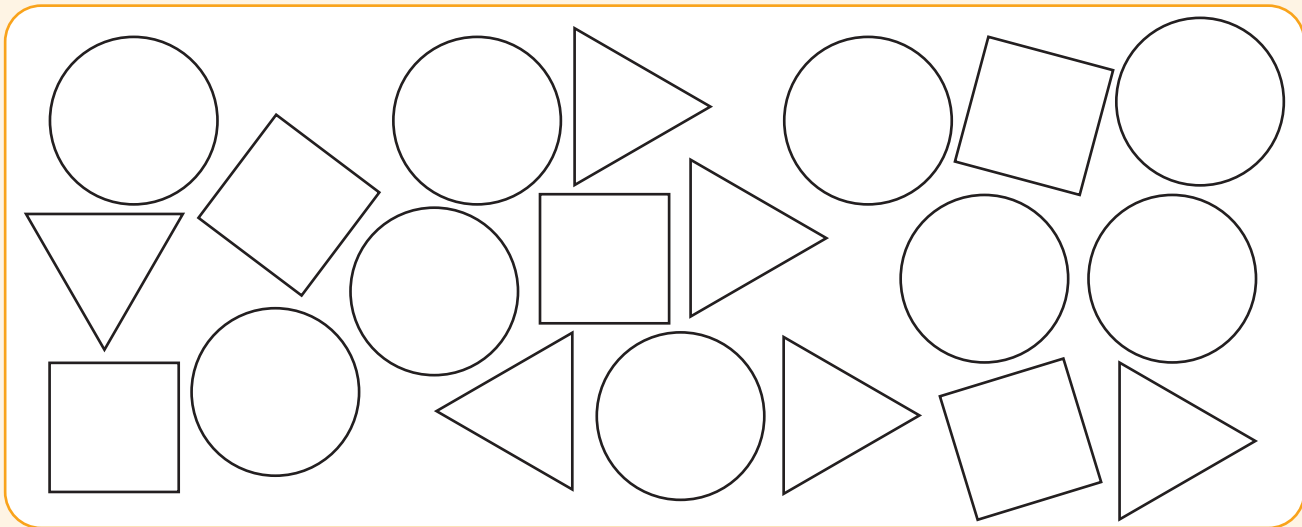
Teacher:  
Sign:  
Date:



# Dibopego tše dingwe gape tša mahlakorepedi (2-D)



Hlopha dibopego gomme o thale seswantšho ka tše o di kgethilego.



khutlotharo

sediko

sekwere


Go na le dikhutlotharo tše kae?

Go na le didiko tše kae?

Go na le dikwere tše kae?

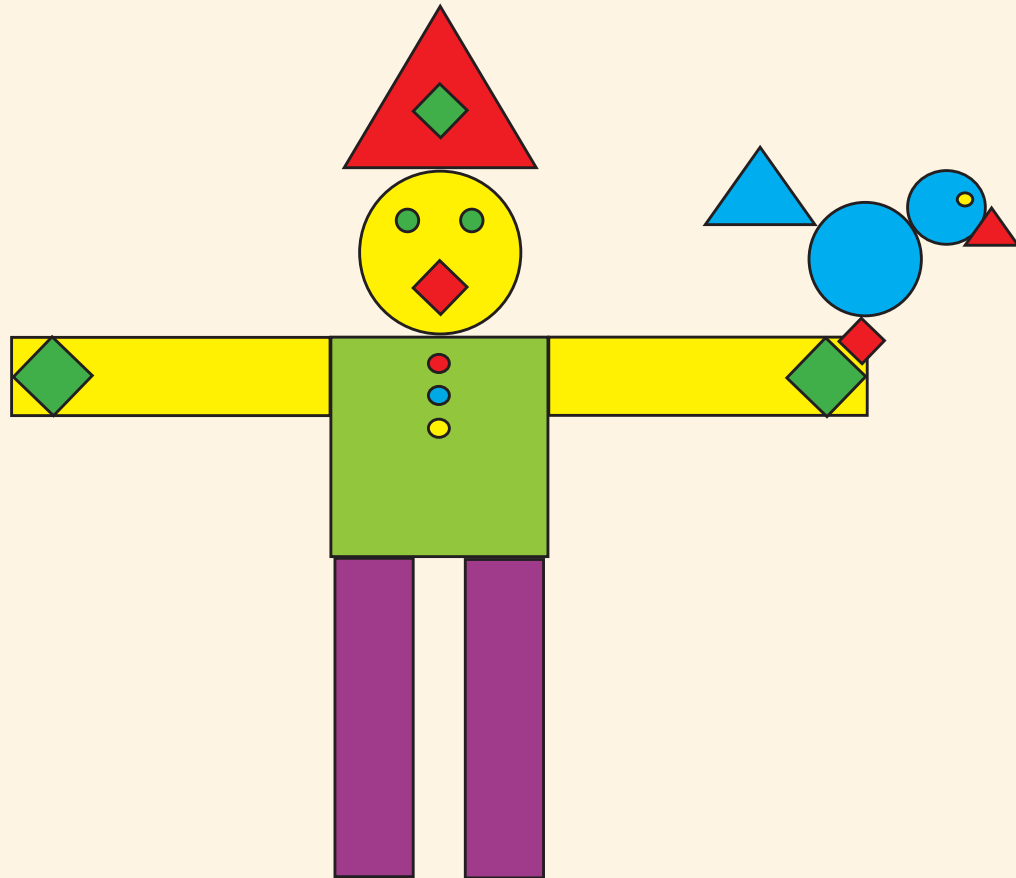
  
  





# Nyaka dibopego

Nyaka dibopego tša go fapana gomme o di bale.



<input type="checkbox"/>	Na o ka kgona go hwetša dikwere tše kae?	
<input type="checkbox"/>	Na o ka kgona go hwetša didiko tše kae?	
<input type="checkbox"/>	Na o ka kgona go hwetša dikhutlotharo tše kae?	
<input type="checkbox"/>	Na o ka kgona go hwetša dikhutlonnethwi tše kae?	



Teacher: \_\_\_\_\_  
 Sign: \_\_\_\_\_  
 Date: \_\_\_\_\_






49

Kotara ya 2



# Dihlopha tša di-2 go fihla go di-10

Araba dipotšišo:



O bona bana ba bakae?

O bona diphere tše kae tša maoto?


Ngwala palo ya diphere tša maoto.

$$2 + 2 + 2 =$$




Thala didiko go dikologa tše di latelago:

dihlopha tše 2 tša di-2




dihlopha tše 4 tša di-2



1 2 3 4 5 6 7 8 9 10



dihlopha tše 5 tša di-2



dihlopha tše 6 tša di-2



Ngwala palo ya tše di latelago:

$2 + 2 =$



Teacher: \_\_\_\_\_  
 Sign: \_\_\_\_\_  
 Date: \_\_\_\_\_



Go hlakanya mo go bušeletšwago ga di-2 go fihla go 10



Go na le maoto a makae? Ngwala palo ya ona.



$$2 + 2 + 2 = 6$$



$$\square + \square + \square + \square + \square = \square$$



$$\square + \square = \square$$



$$\square + \square + \square + \square = \square$$



Balela gomme o thale seswantšho.

$2 + 2 = 4$

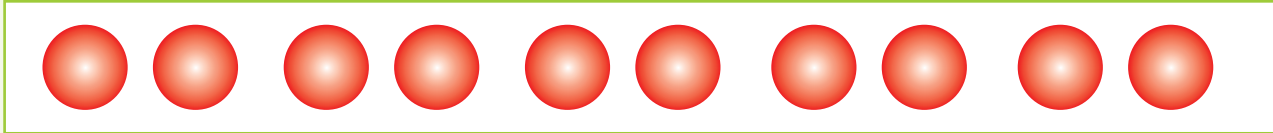
$2 + 2 + 2 = \square$
-----------------------

$2 + 2 + 2 + 2 = \square$
---------------------------


$2 + 2 + 2 + 2 + 2 = \square$
-------------------------------



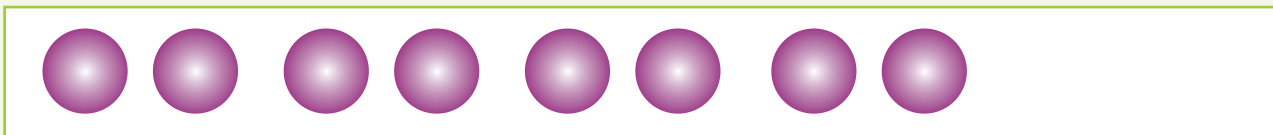
Ngwala palo ya:



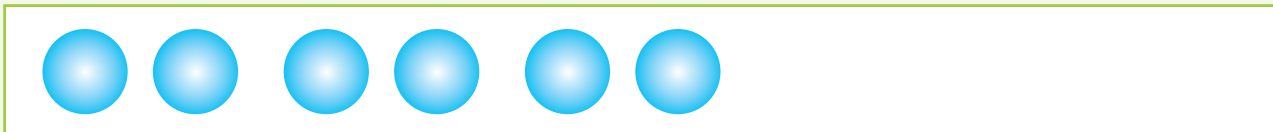
$2 + 2 + 2 + 2 + 2 =$



Blank space for writing the answer to the addition problem.



Blank space for writing the answer to the counting problem.



Blank space for writing the answer to the counting problem.



Bala dinomoro tše ka di-2 ka morago o khalare di-2 ka moka.

1	2	3	4	5	6	7	8	9	10
---	---	---	---	---	---	---	---	---	----



Teacher:  
Sign:  
Date:





## Dipatrone tša di-2 go fihla go 20

Thala mothalo go nyalanya nomoro ye e tlogetšwego.  
Re go diretše ya mathomo. Bjale feleletša metabogo ye mebedi gape.

Number line activity 1: A number line from 0 to 10 with jumps of 2. The numbers 0, 1, 3, 5, 7, 9, and 10 are in boxes. The number 2 is in a box below the line, with a red arrow pointing to the gap between 1 and 3.

Number line activity 2: A number line from 10 to 20 with jumps of 2. The numbers 10, 11, 13, 15, 17, 19, and 20 are in boxes. The numbers 14, 12, 16, 18, and 20 are in boxes below the line.



Feleletša patrone ka go khalara dinomoro.

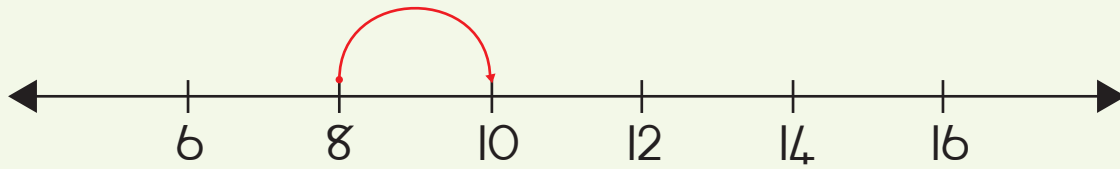
1	2	3	4	5	6	7	8	9	10
11	12	13	14	15	16	17	18	19	20





Thala metabogo go bontšha tše di latelago.


8      10      12      14



12      14      16      18



4      6      8      10



Teacher:  
Sign:  
Date:





# Dihlopha tša di-3 go fihla go 10

Araba dipotšišo.



O bala dipanana tše kae?


Go na le dihlopha tše kae?

Ngwala lefokopalo.




Thala didiko go dikologa tše di latelago:

dihlopha tše 2 tša di-3



dihlopha tše 3 tša di-3







dihlopha tše 4 tša di-3



sehlopha se 1 sa di-3



Ngwala lefokopalo la tše di latelago:



Thala dihlopha tše 2 tša di-3.

A large empty rectangular box for drawing or writing.



Teacher:  
Sign:  
Date:



# Go hlakanya mo go bušeletšwago ga di-3 go fihla go 10



Go na le maatwana a makae? A ngwale bjalo ka palo.





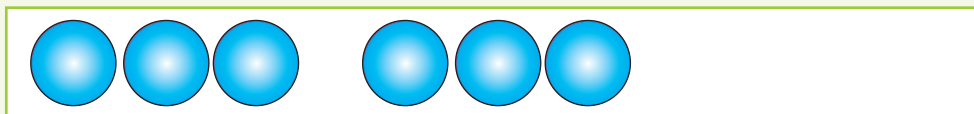
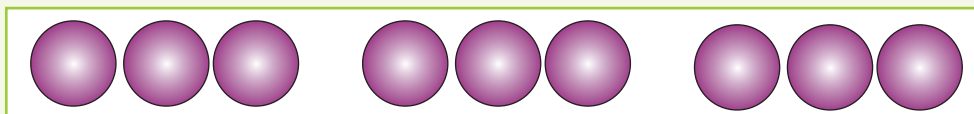
Thala dibopego go bontšha tše di latelago.

$$3 + 3 = \square$$

$$3 + 3 + 3 = \square$$



Ngwala palo ya:



Ke rekile matšoba a makae kua mmarakeng?



Palo.



Teacher:  
Sign:  
Date:





54

Kotara ya 2



# Dihlopha tša di-4 go fihla go 10

Bala dibopego gomme o ngwale nomoro.





Ke bone diphoofolo tše di latelago kua serapeng sa diphoofolo.  
Ke bone maoto a makae?  
Ngwala lefokopalo la ye nngwe le ye nngwe.

$4 + 4 = 8$




1 2 3 4 5 6 7 8 9 10



Thala dibopego go dikologa tše di latelago go hlama:

dihlopha tše 2 tša di-4



sehlopha se 1 sa di-4



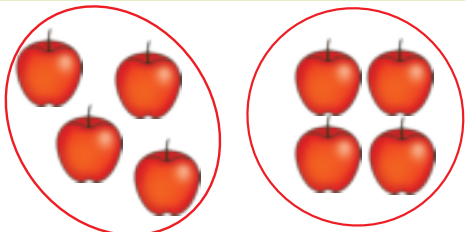
dihlopha tše 2 tša di-4





sehlopha se 1 sa di-4



Ngwala palo ya tše di latelago:



$4 + 4 =$



Teacher:  
Sign:  
Date:




# Go hlakanya mo go bušeletšwago ga di-4 go fihla go 10




Go na le maoto a makae? Ngwala palo ya ye nngwe le ye nngwe.



$$\square + \square = \square$$



$$\square + \square = \square$$



$$\square + \square = \square$$





Thala dibopego go bontšha tšhe di latelago.

$$\boxed{4} + \boxed{4} = \boxed{\phantom{00}}$$



Ngwala palo ya:

●●●●●●●●



Boati o pakile dikuku tšhe 4. Phuki o pakile dikuku tšhe 4.  
Ba pakile dikuku tšhe kae ge di hlakane? Dira sediko go palo ya maleba ya dikuku.



Palo.



Teacher:

Sign:

Date:





56

Kotara ya 2



Araba dipotšišo.

Dihlopha tša di-5 go fihla go 10



O bona menwana ya maoto ye mekae leotong le lengwe le le lengwe?

Go na le menwana ya maoto ye mekae ge e kopane?


E ngwale bjalo ka palo.

$$5 + 5 =$$




Thala didiko go dikologa tše di latelago go dira:

sehlopha se 1 sa di-5




dihlopha tše 2 tša di-5



1 2 3 4 5 6 7 8 9 10



dihlopha tše 2 tša di-5



sehlopha se 1 sa di-5



Ngwala palo ya tše di latelago.



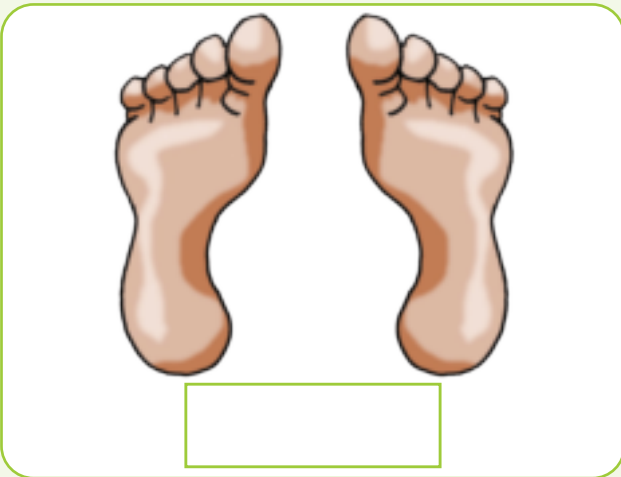



Teacher:  
Sign:  
Date:



Go hlakanya mo go bušeletšwago ga di-5 go fihla go 10



Go na le menwana ya diatla goba menwana ya maoto ye mekae?






Thala dibopego go bontšha tšhe di latelago.

5 + 5 =



Ngwala palo ya:



O na le menwana ya maoto ye mekae leotong le lengwe le le lengwe?

O na le menwana ye mekae ge e kopane? Thala seswantšho.

Palo:



O na le menwana ya diatla ye mekae seatleng se tee?

O na le menwana ye mekae ge e kopane? Thala seswantšho.

Palo:



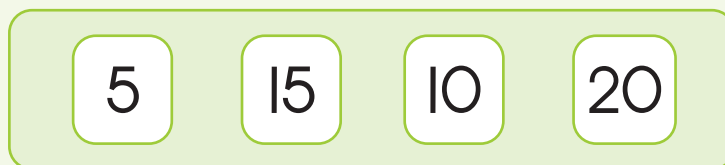
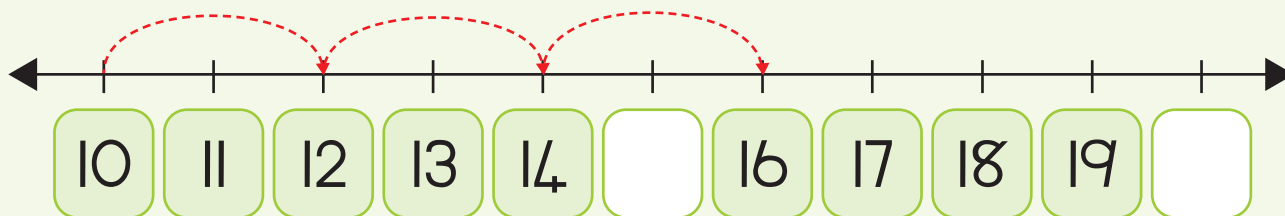
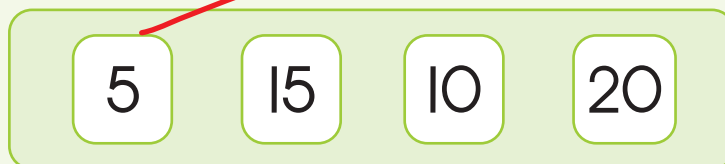
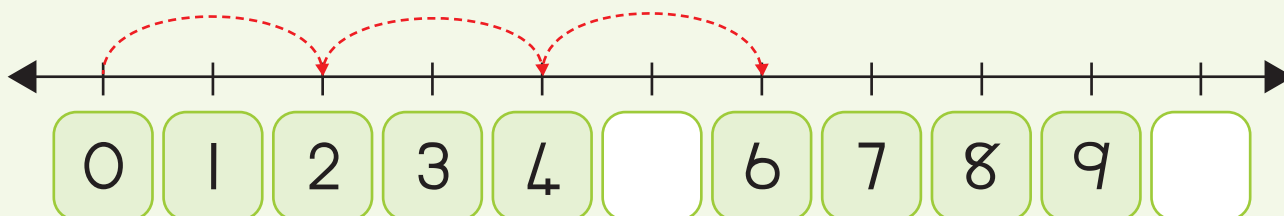
Teacher: \_\_\_\_\_  
Sign: \_\_\_\_\_  
Date: \_\_\_\_\_





## Dipatrone tše 5 go fihla go 20

Thala mothala go nyalanya nomoro ye e tlogetšwego... Re go diretše ya mathomo.  
Feleletša metabogo ka go latela mehlala ya yona.



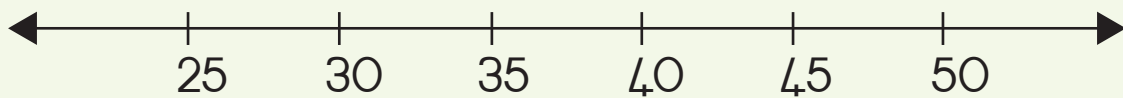
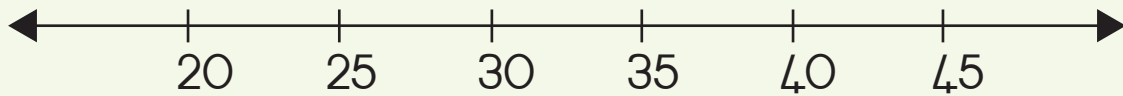
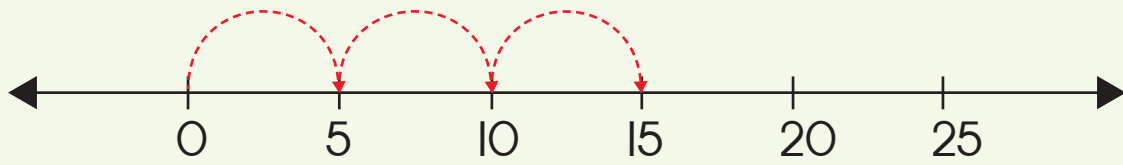
Feleletša patrone ka go khalara dinomoro.

1	2	3	4	5	6	7	8	9	10
11	12	13	14	15	16	17	18	19	20





Thala metabogo go bontšha tše di latelago:



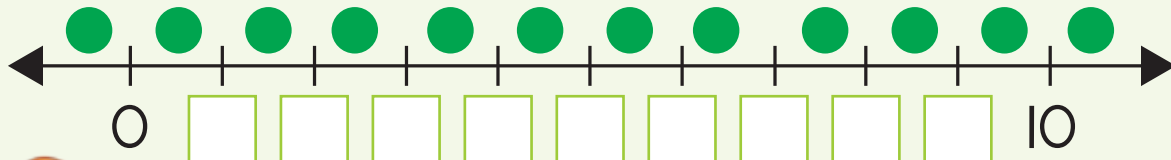
Teacher: \_\_\_\_\_  
 Sign: \_\_\_\_\_  
 Date: \_\_\_\_\_



# Dipatrone tša di-10



Ngwala dinomoro tše di tlogetšwego.



Thala dipheta tše 10 makgathe ga dikgala gomme o nyalanye nomoro le poloko ya maleba.

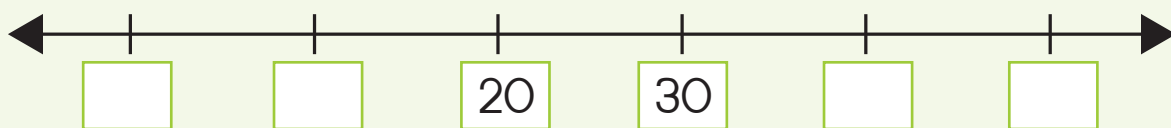


50 40 30 20



Feleletša mothalo palo ka go kopisa dinomoro tše di filwego mo dikgobeng tša maleba.

50 30 10 0 50 20 40





Feleletša papetla ya dinomoro ka go šomiša dinomoro tše di segilwego.

1	2	3	4	5	6	7	8	9	
11	12	13	14	15	16	17	18	19	
21	22	23	24	25	26	27	28	29	
31	32	33	34	35	36	37	38	39	
41	42	43	44	45	46	47	48	49	
51	52	53	54	55	56	57	58	59	
61	62	63	64	65	66	67	68	69	
71	72	73	74	75	76	77	78	79	
81	82	83	84	85	86	87	88	89	
91	92	93	94	95	96	97	98	99	

Šomiša dinomoro tše di segilwego go tšwa kua morago ga puku.



20	40	10	60	90	80
50	30	100	70		



Teacher: \_\_\_\_\_  
 Sign: \_\_\_\_\_  
 Date: \_\_\_\_\_



11 12 13 14 15 16 17 18 19 20





# Dinomoro le tšhelete

Šomiša mothaladi go nyalanya tšhelete ya dinomoro le tšhelete ya nnete.

R100		
R20		
R10		
5 <sup>c</sup>		
R50		
50 <sup>c</sup>		
R5		
R1		




# Tšhelete: ya dipampiri le ya dikhoine.

Šomiša mothaladi go nyalanya tšhelete ya dinomoro le tšhelete ya nnete.

		
 RIOO	R50	RIO

		
RI	R5	RIO

		
RI	50c	5c

		
R20	R5	RIO



Teacher:  
Sign:  
Date:



60b

Kotara ya 2

# Dinomoro le tšhelete di tšwetšwa pele



Dira didiko mo go:

dikhoine tša di-5c



dikhoine tša di-10c



dikhoine tša di-20c



Dira didiko mo go:

Tšhelete ya pampiri ya di-R10




Dira didiko mo go:

Tšhelete ya pampiri ya di-R20



128

1 2 3 4 5 6 7 8 9 10



Dira didiko go dikhoine mothalong wo mongwe le wo mongwe tše di tla go dira di-20c.




Dira didiko go tšhelete ya pampiri mothalong wo mongwe le wa ye e tlogo go dira di-R20.




Teacher: \_\_\_\_\_  
 Sign: \_\_\_\_\_  
 Date: \_\_\_\_\_



11 12 13 14 15 16 17 18 19 20



61

Kotara ya 2



# Tšhelete le tšhentšhi

Thala dikhoine tše di tlogo go go palomoka ya:

a.

10c



5c

b.

20c

c.

15c



1 2 3 4 5 6 7 8 9 10







Hlakanya dikhoine. Khalara karabo ya maleba.

	10c	15c	20c
	10c	15c	20c
	10c	15c	20c



Ke na le tše di latelago ka separepokising sa ka.  
Nka reka eng ka yona? Thala goba mamaretša seswantšho mo polokong.

 R1	 R2
 R5	 R10



Teacher: \_\_\_\_\_  
Sign: \_\_\_\_\_  
Date: \_\_\_\_\_





62

Kotara ya 2



# Tšhelete gape le tšhentšhi?



Ntšha khoine e tee ya 5c. O šaletšwe ke bokae?




5c




Go šetše bokae?



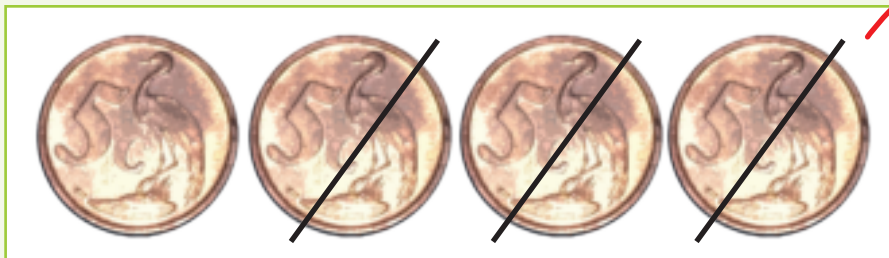
1 2 3 4 5 6 7 8 9 10




Gro šetše bokae? Nyalanya tše di latelago.




5c



20c



15c



10c



Teacher:  
Sign:  
Date:



### Sebopego, boemo le maemo

Hwetša o be o dire sediko go sebopego se se nago le sebopego le boemo bjir go swana, le sebopego se se lego ka lepakising la mathomo.








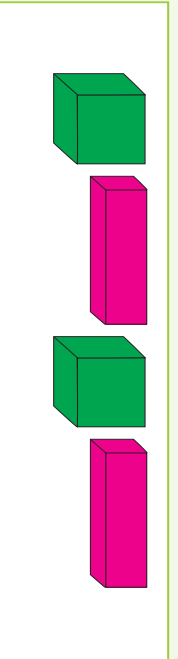

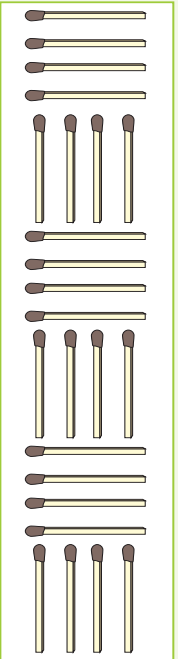



Dira sediko go karabo ya maleba

1	2	3	4	5
Ke phoofalo efe ye e lego ka pele ga tlou?	Ke phoofalo efe ye e lego ka morago ga mpšša?	Ke phoofalo efe ye e lego gare ga pitsi le mpšša?	Ge mpšša e ka šuthela pele, na e tla thula phoofalo efe?	Ge tlou e ka šuthela morago, na e tla thula phoofalo efe?









### Dipatrone tša dibopego tša geometri

Okešša patrone ka sebopego se tee gape.



Hlana patrone ya gago ka dibopego tše di filwego.



### Sebopego le mmala

Khalara dibopego.



Khalara dikwere bohubeu.

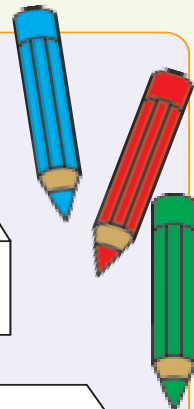
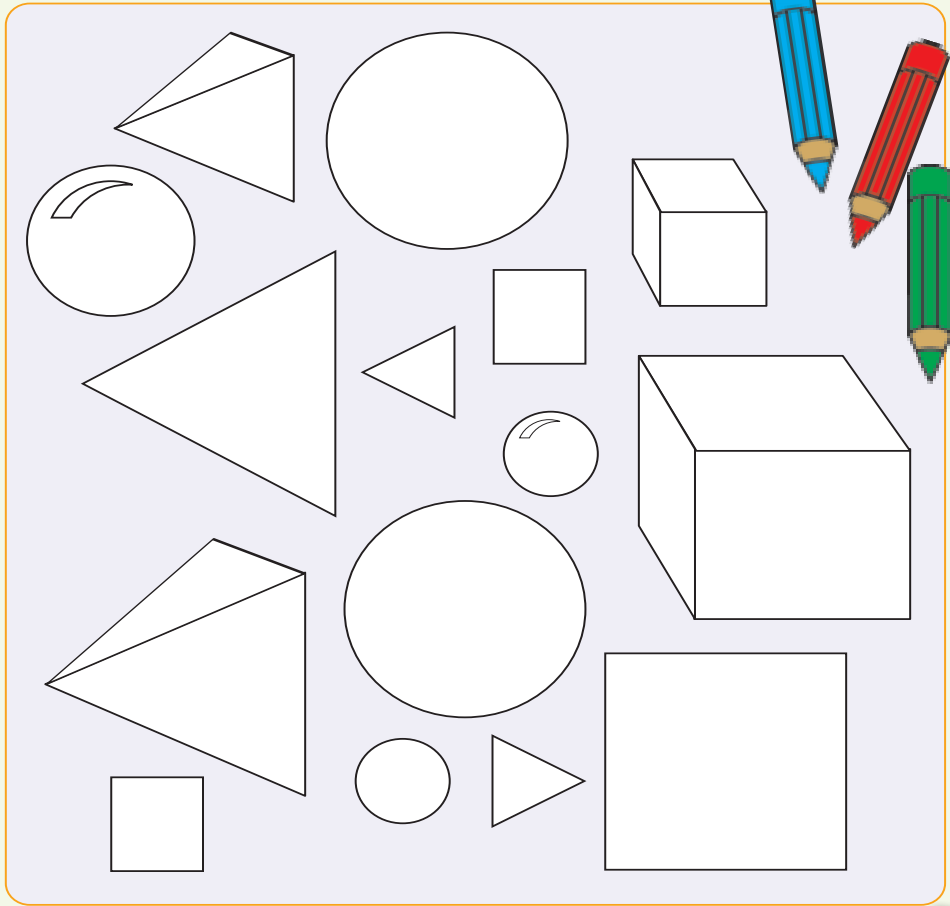
Khalara diliko botalalerata.

Khalara dikhutlot haro botalamorogo.

Khalara dikhuba bosenolane.

Khalara dikgakolo bophepholo.

Khalara diprisimo bommala wa namune.



### Dibopego le dilo tše thata

Dira sediko go dilo tše.



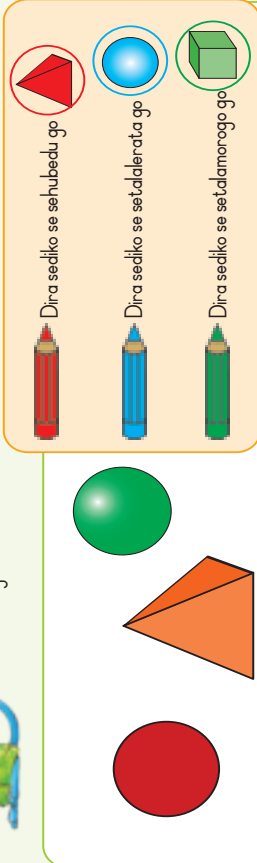
Dira sediko se sehubeu go



Dira sediko se setalalerata go




Dira sediko se setalamorogo go







Teacher: \_\_\_\_\_  
Sign: \_\_\_\_\_  
Date: \_\_\_\_\_




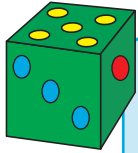


Shapes:

Cut out the shapes on the dotted lines. Now use them to do the worksheets in your book. Remember to keep them safe so that you can use them over and over again.

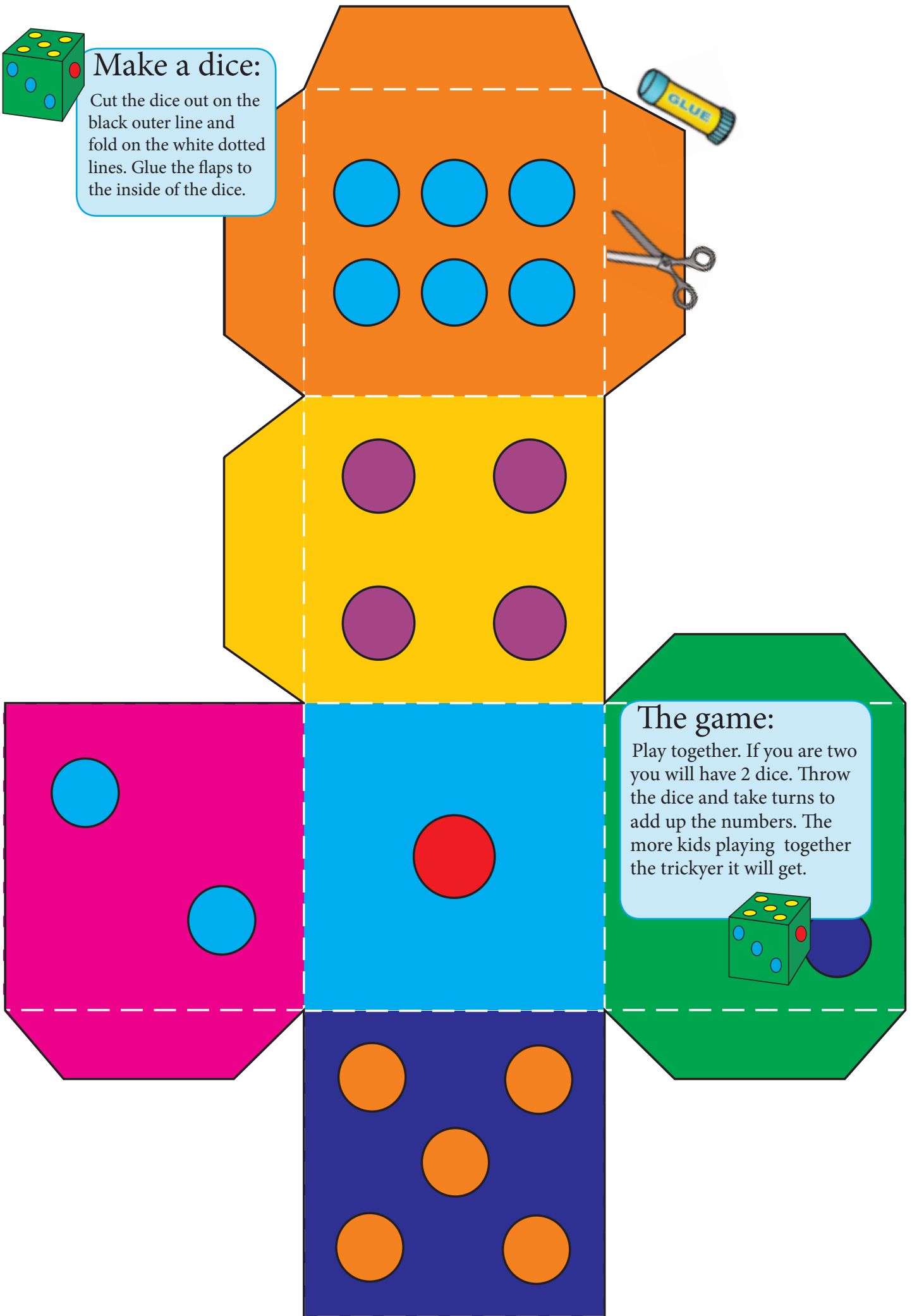







### Make a dice:

Cut the dice out on the black outer line and fold on the white dotted lines. Glue the flaps to the inside of the dice.



### The game:

Play together. If you are two you will have 2 dice. Throw the dice and take turns to add up the numbers. The more kids playing together the trickier it will get.



Use these cut outs numbers to complete the number board.



20	40
10	60
90	80
50	30
100	70