

**Ho ithuta ka Molaotheo wa Riphabeliki ya Afrika Borwa (1996)**

Molaotheo wa Afrika Borwa (1996) o tshwere melao e phahameng ya naha. Melao ena e phahame ho feta mpopresidente, e phahame ho feta makgotla a dinyewe, e phahame ho feta mmuso.

E hlalosa kamoo baahi ba naha ba tshwanetseng ho tshwarana kateng, le hore ditokelo tsa bona mmoho le boikarabelo ho e mong ke bofe. Molaotheo o moo ho re tshireletsa bohle ha jwale, le ho sireletsa bana ba rona nakong e tlang.

**Ela hloko ka nako e fetileng ya rona.**

**Ha re se pheteng diphoso tsa na ko e fetileng.**

**Molaotheo wa rona o re thusa ho aka nya le ho aha bokamoso bo molemo ho bohle.**

Rona, baahi ba Afrika Borwa,

Re elellwa tshwarompe ya nako e fetileng;

Re Tlotla ba hlokofoaditsweng bakeng sa toka le tokoloho lefatsheng la bo rona;

Re Hlompha ba sebeditseng ho aha le ho tswellisa pele naha ya rona; mme

Re a Dumela hore Afrika Borwa key a bohle ba phelang ho yona, re kopane ho fapaneng ha rona.

Kahoo, ka baemedi ba rona bao re ikgethetseng bona, re amohela Molaotheo ona jwaloka molao wa—

Riphaboliki ho Fodisa ho arohana ha nako e fetileng le ho aha setjhaba se itshetlehileng hodima boleng ba demokerasi, tokelo tsa baahi le metheo ya ditokelo tsa botho;

Ho beha motheo wa demokerasi le botjhaba bo bulehileng moo mmuso o thehilweng ho ya ka thato ya baahi mme moahi ka mong a tshireleditswe ka ho lekana ke molao;

Ho ntlafatsa boleng ba bophelo ba baahi bohle le ho neha bokgoni ba moahi a mong monyetla; le

Ho Aha Afrika Borwa e kopaneng ya demokerasi e tla kgona ho nka sebaka sa yona e le mmuso wa kakaretso hara malapa a matjhaba.

**Batla ditokelo tsa hao o le moAfrika Borwa mme o be le boikarabelo ba ho tshi reletsa ditokelo tsa ba ban g.**

**Tseba sa Ditokelo le Setshwantsho sa Boikarabelo.**

*Eka Modimo O ka tshireletsa batho ba rona.*

*Nkosi Sikelel' iAfrika. Morena boloka setjhaba sa heso.*

*God seën Suid-Afrika. God bless South Africa.*

*Mudzimu fhatutshedza Afurika. Hosi katekisa Afrika.*



**MATHEMATICS IN SESOTHO  
GRADE 1 – BOOK 1  
TERMS 1 & 2**

**ISBN 978-1-920458-88-1**

THIS BOOK MAY NOT BE SOLD.

**14th Edition**



9 781920 458881



DIPALO KASESOTHO – Kereiti | Buka ya 1

ISBN 978-1-920458-88-1

**E hlophisitse ho latela lenane thuto la CAPS**



Kereiti |

Lebitso:

Phaposi:



**basic education**

Department:  
Basic Education  
REPUBLIC OF SOUTH AFRICA

**DIPALO KA SESOTHO**

Buka ya 1  
Kotara ya  
1 & 2

# Lenaneo

Nomoro	Sehlooho	Leqephe	Nomoro	Sehlooho	Leqephe
1	Boikgopotso: Ho latela mohlala le ho ny-alanya	2	33	Tshelela	70
2	Boikgopotso: ho hlophisa mebala le ho tereisa dipaterone	4	34	Supa	72
3	Boikgopotso: Mebala le dipaterone	6	35	Robedi	74
4	Boikgopotso: Ho hlophisa le ho nyalanya dibopeho	8	36	Robong	76
5	Boikgopotso: fumana mme o bale	10	37	Tletse le ha ho letho	78
6	Boikgopotso: Maemo	12	38	Leshome	80
7	Boikgopotso: Nako	14	39	Dipalo 1 ho ya ho 10	82
8	Boikgopotso: Dibopeho, boholo le mebala	16	40	Mothamo le bohohlehohe	84
9	Nngwe	18	41	Dipalo 1 ho ya ho 10	86
10	Pedi	20	42	Ho feta, lekana le tlaase	88
11	Tharo	22	43	Kopanya dipompong	90
12a	Bolelele le boemo	24	44	Ho bokella le ho hlophisa	92
12b	Bolele	26	45	Ho kopanya ho fihla ho 10: o ntse o bala o tswela pele	94
13	Bapisa dinomoro 1-3	28	46	Ho kopanya: Ho bopa le ho heletsa ho fihla ho 10	96
14	Nne	30	47	Ho etsa habedi le ho hafola	98
15	Kopanya le ho tlosa ho fihla ho 4	32	48a	Dibopeho	100
16	Nako	34	48b	Haholwanyane ka dibopeho tsa 2-D	102
17	Hlano	36	49	Dihlopha tsa pedi ho fihla ho 10	104
18	Ikgopotse dinomoro 1 ho isa ho 5	38	50	Phetapheto ya ho kopanya bo pedi ho fihla ho 10	106
19	Kopanya ho fihla ho 5	40	51	Dipaterone 2 ho isa ho 10	108
20	Tlosa ho 5 mme o kopanye ho fihla ho 5	42	52	Dihlopha tsa bo tharo ho fihla ho 10	110
21	Kopanya le ho tlosa ho fihla ho 5	44	53	Phetapheto ya ho kopanya bo tharo ho fihla ho 10	112
22	Ho kopanya le ho tlosa 1 ho isa ho 5	46	54	Dihlopha tsa bo nne ho fihla ho 10	114
23	Dibolo le mabokose	48	55	Ho phetapheta ho kopanya bonne ho fihla ho 10	116
24a	Le letshehadi le le letona	50	56	Dihlopha tsa bo hlano ho fihla ho 10	118
24b	Ditshupiso tsa tsela	52	57	Ho phetapheta ho kopanya bo hlano ho isa ho 10	120
25	Ho aha le ho thuba dinomoro	54	58	Dipaterone tsa 5 ho isa ho 20	122
26	Ho kopanya habedi	56	59	Dipaterone tsa bo leshome	124
27	Boholo le bonyenyane	58	60a	Dinomoro le tjhelete	126
28	Hlophisa dintho	60	60b	Dinomoro le tjhelete (e a tswella)	128
29	Ha re arolelaneng ka ho lekana	62	61	Tjhelete le tjhentjhe	130
30	Ho arolelana ka ho lekana	64	62	Haholwanyane ka tjhelete le tjhentjhe	132
31	Bopa dintho	66	63	Sebopelo, tlwaelo le boemo	134
32	Ho boelela nako	68	64a	Dipaterone tsa sebopelo sa jeometeri	136
			64b	Dibopeho tsa 3D	138



Mofumahadi Angie Motshekga  
letona la Lafapha la  
Thuto ya Motheo



Ngaka Reginah Mhaule,  
Motlatsi wa Letona la  
Thuto ya Motheo

*Dibuka tsena tsa tshebetso di etseditswe bana ba Afrika Borwa tlasa boetapele ba Letona la Thuto ya Motheo. Mof. Angie Motshekga, mmoho le Motlatsa Letona la Thuto ya Motheo, Ngaka Reginah Mhaule.*

*Dibuka tsa tshebetso tsa Rainbow di bopa karolo ya Lefapha la Thuto ya Motheo, ya thuso e reretsweng ho netefatsa tshebetso ya baithuti ba Afrika Borwa dikereiting tse qalang tse tsheletseng. Jwaleka e nngwe ya dintlha tsa bohlokwa tsa Moralo wa Tshebetso ya Mmuso, projeke ena e etsahetse ka tshebetso ya letlole la Polokelo la Setjhaba. Sena se entse hore Lefapha le etse dibuka tsena tsa tshebetso ka dipuo tsohle tsa semmuso, ntle le tefello ya letho.*

*Re tshepa hore, matitjhere a tla fumana dibuka tsa tshebetso di le bohlokwa mosebetsing wa bona wa letsatsi le letsatsi, le ho etsa bonnete ba hore baithuti ba bona ba etsa kharikhulamo yohle. Re nkile boikarabelo ba ho tataisa titjhere mosebetsing ka e nngwe le e nngwe ya mesebetsi, ka ho kenyelletsa motshwao a bontshang hore na seo barutwana ba tshwanelang ho se etsa ke sefe.*

*Re a kgolwa hore bana ba tla natefelwa ke ho sebetsa ka buka ena ha ba ntse ba hola le ho ithuta, le hore wena titjhere, o tla natefelwa mmoho le bana.*

*Re le lakalletsa katleho ho sebediseng dibuka tsena tsa tshebetso.*



Kereiti




# KA SESOTHO

SESOTHO

Buka ya



Buka ena ke ya:



# Boikgopotso: Ho latela mohlala le ho nyalanya

Thusa ngwana ho fumana dintho tsa ho bapala.

QALA

QETELLA




A large rectangular area containing a tracing maze. The maze starts at a child holding a globe (labeled 'QALA') and ends at a soccer ball (labeled 'QETELLA'). The path is indicated by a dotted line, and the rest of the maze is a dashed line.





# Ho bapisa

Fumana setshwantsho se tshwanang le se lebokoseng la pele.









Teacher:  
Sign:  
Date:



## Boikgopotso: ho hlophisa mebala le ho tereisa dipaterone



Beha dibopeho ho ya ka mmala, mabokoseng.  
 Mola o mong le o mong o nke mmala wa sebopeliso sa pele.  
 Re entse mohlala ka dibopeho tse kgubedu.  
 Bolela mmala wa sebopeliso se seng le se seng.  
 Sebedisa disewa kamora buka.






# Dipaterone



Tereisa mela ya matheba ho phethela paterone ya leruarua.




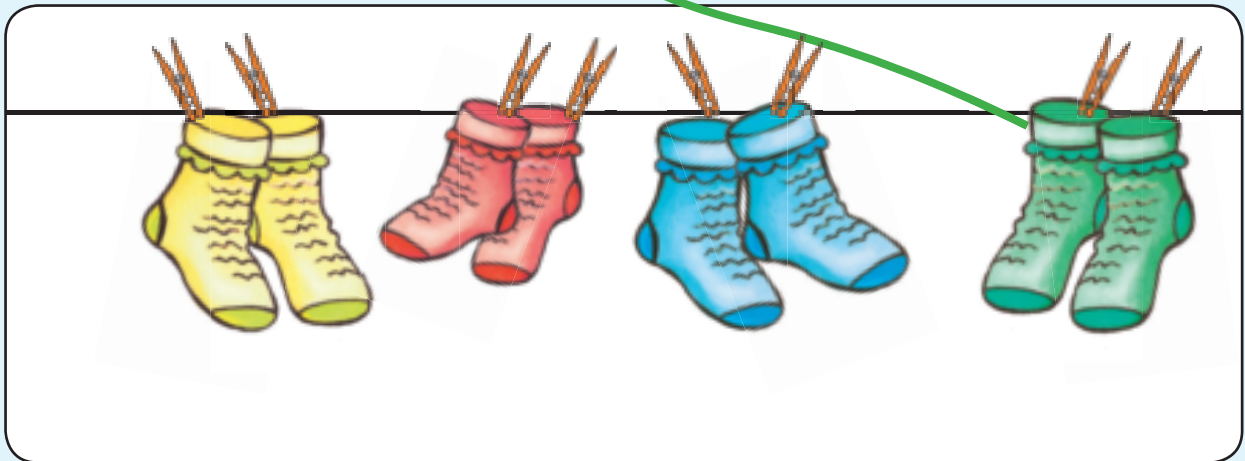

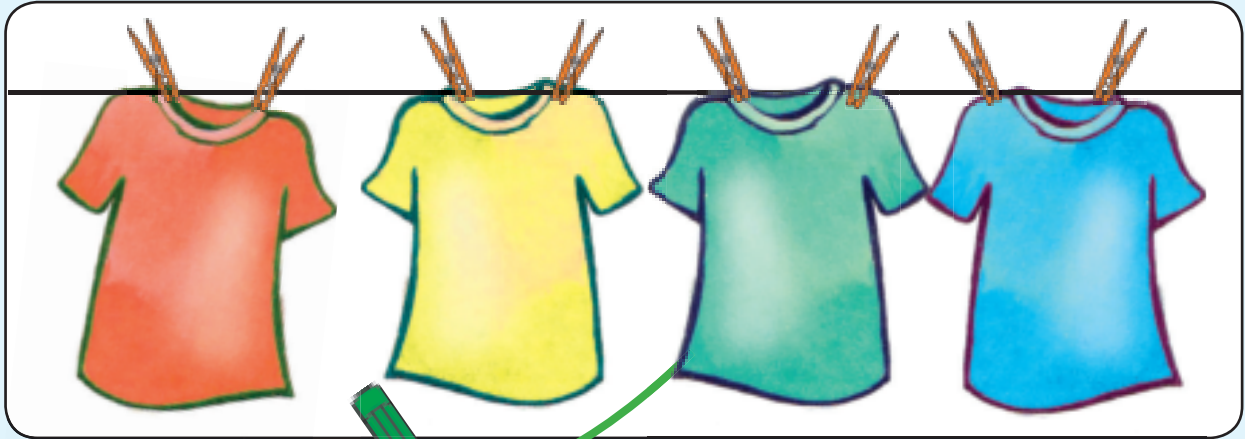
Teacher:  
Sign:  
Date:





## Boikgopotso: Mebala le dipaterone

Etsa mola ho bapisa diaparo tse tshwanang ka mmala.





Pele tereisa dipaterone tsa mola tse arohaneng o sebedisa monwana wa hao mme e be o sebedisa kerayone kapa pensile. Jwale kopa dipaterone tse nyenyane tse qadilweng ka ho le letshehadi. Paterone ya pele e tla o tataisa kamehla.





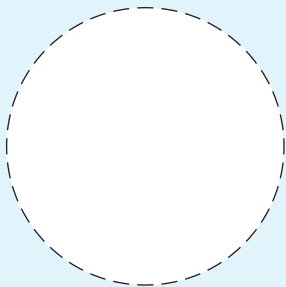



Teacher:  
Sign:  
Date:




# Boikgopotso: Ho hlophisa le ho nyalanya dibopeho



Fumana didikadikwe tsa hao tse sehweng ka morao ho buka ebe o di beha dibakeng tsena.

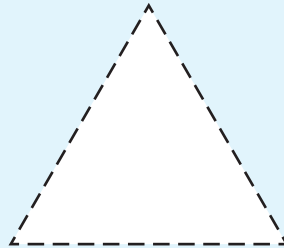
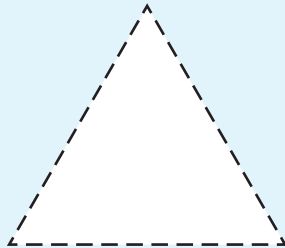
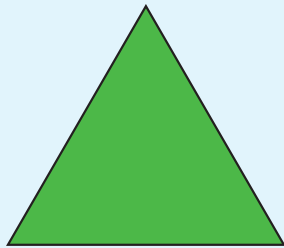


Fumana tekanyohohle tsa hao tse sehweng ebe o di beha dibakeng tsena.







Fumana dikgutlotharo tsa hao tse sehuweng ebe o di beha dibakeng tse na.



Fumana ditaemane tsa hao tse sehuweng ebe o di beha dibakeng tse na.



Teacher:  
Sign:  
Date:






## Boikgopotso: fumana mme o bale

Tadima ditshwantsho tse na tsa diphoofole.

Jwale bala palo ya mofuta ka mong o fapaneng wa phoofole e be o taka palo ya matheba e lekanang le tsona bolokong bo nepahetseng leqepheng le latelang.

Re o etseditse ya dikatse.





Teacher:  
Sign:  
Date:



# Boikgopotso: Maemo



Etsetsa phoofolo e moleng ho bontsha hore e moleng o le mong le boloko bo khalaruweng botala sedikadikwe. Re entse mohlala hore o o bone.

Activity 1: Fish counting. A row of five blue boxes, each containing a fish. The third fish is circled in red. A red arrow points from a red pencil to the circled fish. Above the row is a bar with five yellow boxes, where the third box is green.

Etsetsa phoofolo sedikadikwe ho boemo ba lebokose le ka hodima.

Activity 2: Monkey counting. A row of five yellow boxes, each containing a monkey. Above the row is a bar with five yellow boxes, where the second box is green.

Etsetsa phoofolo sedikadikwe ho boemo ba lebokose le ka hodima.

Activity 3: Elephant counting. A row of five green boxes, each containing an elephant. Above the row is a bar with five yellow boxes, where the fourth box is green.





Etsetsa phoofolo sedikadikwe ho boemo ba lebokose le ka hodima.

Activity 4: Bee counting. A row of five red boxes, each containing a bee. Above the row is a bar with five yellow boxes, where the fifth box is green.





Pele tereisa dipaterone o sebedisa monwana wa hao e be o sebedisa kerayone le pensile.  
Paterone ya pele moleng e tla o tataisa kamehla.



Teacher:  
Sign:  
Date:





## Boikgopotso: Nako

Tadima ditshwantsho mme o bolele se nkang nako e telele (✓) le se nkang e kgutshwane (✗).  
Tshwaya (✓) se nkang nako e telele. Etsa sefapano ho se nkang nako e kgutshwane (✗).



Ho ya sekolong  
ka maoto.



Ho ya sekolong  
ka koloi.



O etsa  
samentjhisi.



Ho etsa kuku.



Ho sebetsa  
sekolong.



Ho bapala  
papadi ya bolo.






Ho penta ntlo.



Ho penta  
setshwantsho.



Pele tereisa dipaterone o sebedisa monwana wa hao e be o sebedisa kerayone kapa pensele.  
Paterone ya pele moleng e tla o tataisa kamehla.

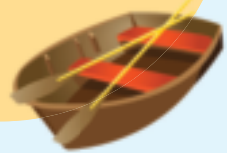


Teacher:  
Sign:  
Date:



# Boikgopotso: Dibopeho, boholo le mebala

Etse tsa ntho e kgolo ho feta tse ding setshwantshong se seng le se seng sedikadikwe.





# Ho bala

Etsa sedikadikwe sa dintho tse tshwanag ka mmala jwalo ka pente e lebokoseng.

--	--

--	--

--	--

--	--



Teacher:  
Sign:  
Date:



q

Kotara ya 1



# Nngwe

Bala dintho tse setshwantshong. Tereisa lebitsopalo.

Notshi e le nngwe  
 Ngwanana a le mong  
 Ntlo e le nngwe  
 Bolo e le nngwe



Tereisa palo.

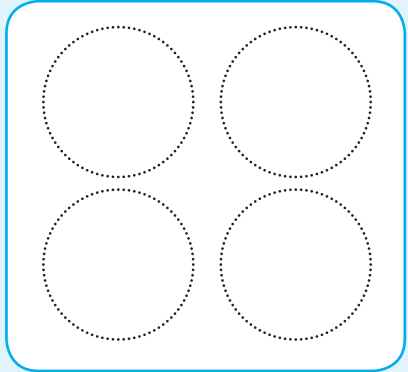
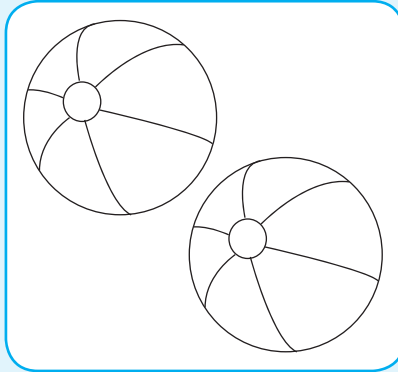



Bapisa ditshwantsho.

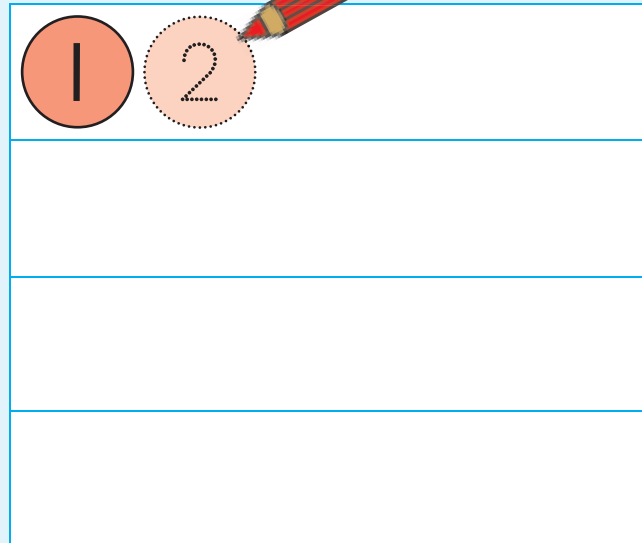
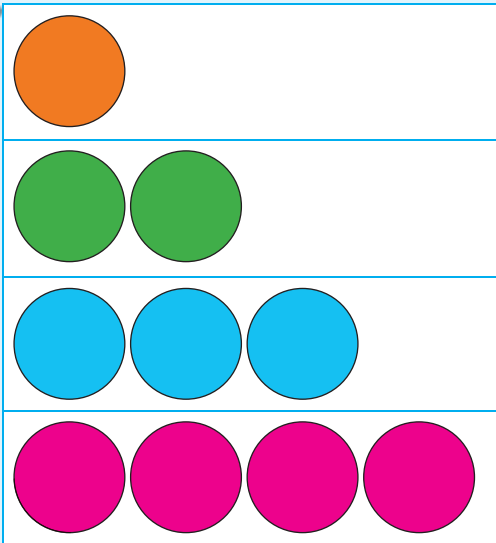






Tlotsa e le nngwe ka mmala.



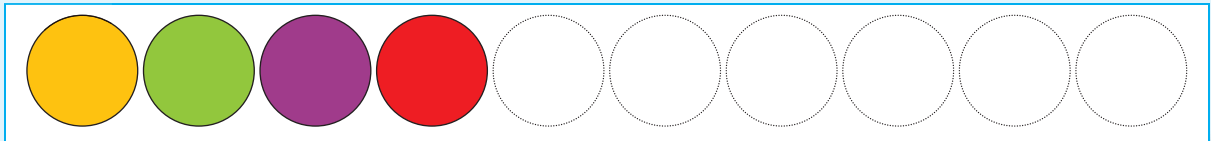
Kopa mme o take I ho feta.



Ikwtlise ka palo ena.



Tlotsa didikadikwe ka mmala.



Teacher:  
Sign:  
Date:




Pedi



Bala dintho tse setshwantshong. Tereisa lebitsopalo.

Difate tse tharo  
 Bashanyana ba babedi  
 Dikhaete tse pedi  
 Dintja tse pedi



Tereisa palo.



Bapisa ditshwantsho.

Tracing practice for the number 2. It features a red pencil pointing to a solid number 2, followed by six rows of three dotted number 2s for tracing.


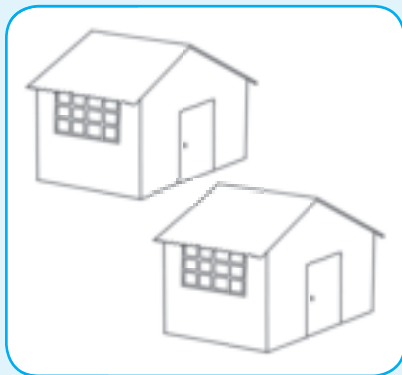
Matching exercise for the number 2. It consists of five rows, each containing two items: two green squares, two cardboard boxes, two wrapped gifts, and a dotted number 2.

Matching exercise for the number 2. It consists of five rows, each containing two items: a dotted number 2, two wrapped gifts, two cardboard boxes, and two green squares.







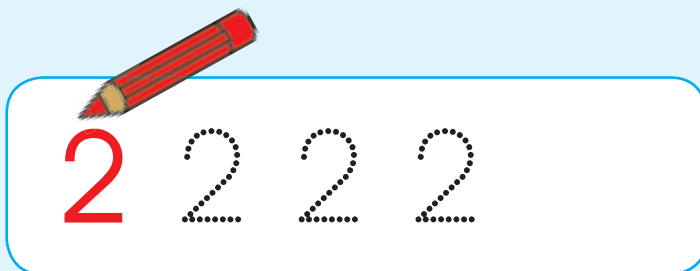

Tlotsa tse pedi ka mmala.



Kopa mme o take 1 ho feta.



Ikwetlise ka palo ena.




Tlotsa dikwere ka mmala ha o ntse o di bala.



Teacher:  
Sign:  
Date:







# Tharo



Bala dintho tse setshwantshong. Tereisa lebitsopalo.

Matata a mararo  
 Dikgofu tse tharo  
 Dipalesa tse tharo  
 Diboko tse tharo



Tereisa palo.



Bapisa ditshwantsho.

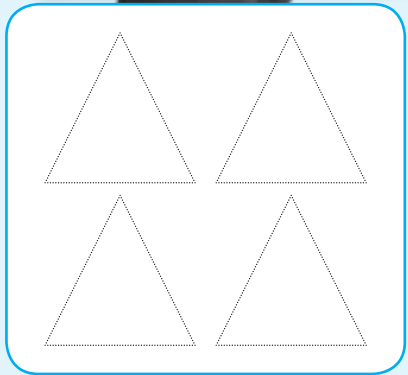

Tracing practice for the number 3. It features a red pencil pointing to a solid red number 3, followed by three columns of seven dotted number 3s for tracing.

Grouping activity for the number 3. It consists of five boxes: the first contains three triangles (orange, yellow, pink); the second contains three candies; the third contains three ice cream cones; and the fourth contains a dotted number 3 for counting.

Grouping activity for the number 3. It consists of four boxes: the first contains a dotted number 3 for counting; the second contains three ice cream cones; the third contains three triangles (orange, yellow, pink); and the fourth contains three candies.



Tlotsa tse 3 ka mmala bolokong bo bong le bo bong.



Kopa mme o take 3 ho feta.



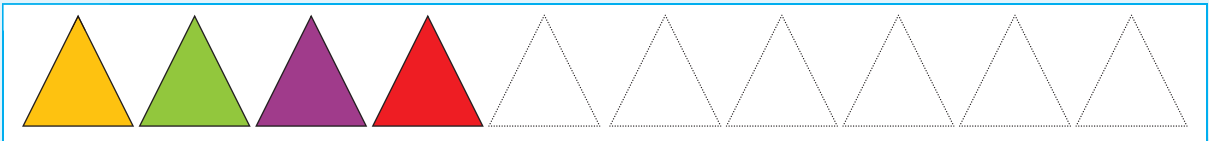

Ikwetlise ka palo ena.




tharo



Tlotsa dikgutlotharo ka mmala ha o ntse o bala.





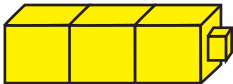
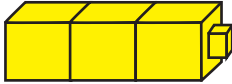


Teacher: \_\_\_\_\_  
Sign: \_\_\_\_\_  
Date: \_\_\_\_\_



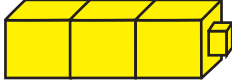




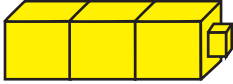
# Bolelele le boemo



Tshwaya (✓) ho terene e kgutshwane ka ho fetisisa.

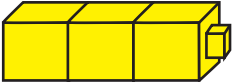


 <input type="checkbox"/>	 <input type="checkbox"/>	 <input type="checkbox"/>
 <input type="checkbox"/>	 <input type="checkbox"/>	 <input type="checkbox"/>

Tshwaya (✓) ho terene e telele ka ho fetisisa.

 <input type="checkbox"/>	 <input type="checkbox"/>	 <input type="checkbox"/>
 <input type="checkbox"/>	 <input type="checkbox"/>	 <input type="checkbox"/>

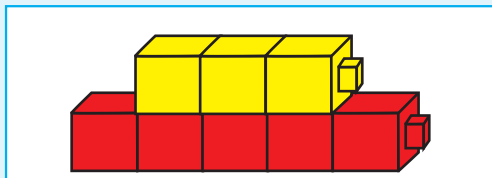


Taka terene e telele ho feta tse ding.

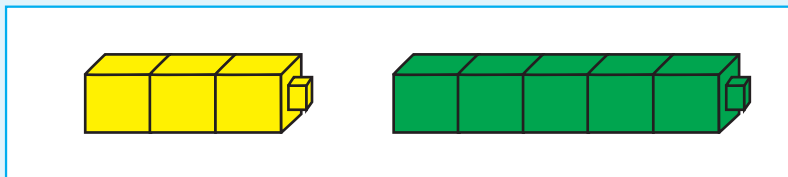
	
	



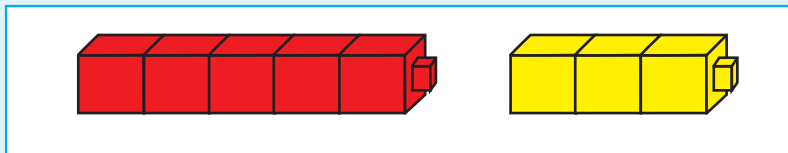
Khalara lentswe le nepahetseng: terene e kgutshwane ke:



kapele    kahodimo    kamorao



kapele    kahodimo    kamorao

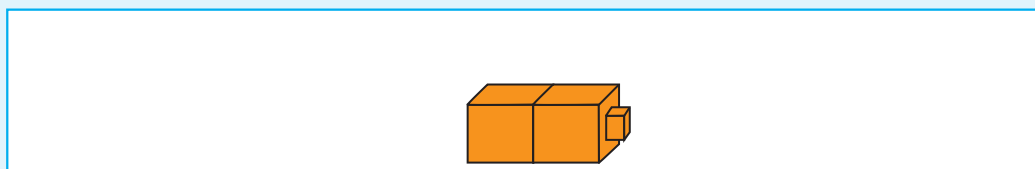


kapele    kahodimo    kamorao




Taka terene e telele ho feta tse ding.

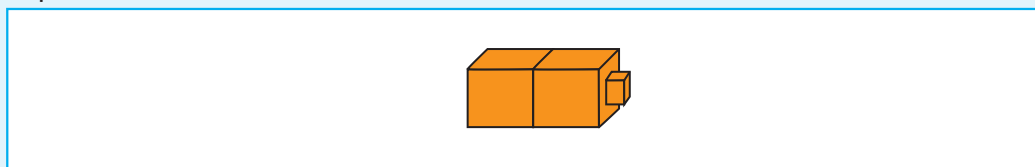
kahodimo



ho bapa le



kapela



Teacher:  
Sign:  
Date:





I2b

Kotara ya I

# Bolele



Etsetsa ntho e kgutshwane setshwantshong se seng le se seng sedikadikwe.



kgutshwane    telele





Tshwaya karabo e nepahetseng.

Tshwaya e telele ka ho fetisisa.

<p>4 3 2 1</p> <p>2</p> <p><input type="checkbox"/> <input type="checkbox"/></p>	<p>3 2 1</p> <p>4</p> <p>3 2 1</p> <p><input type="checkbox"/> <input type="checkbox"/></p>	<p>2</p> <p>3</p> <p>2 1</p> <p><input type="checkbox"/> <input type="checkbox"/></p>
--	---	---

Tshwaya pensile e kgutshwane ka ho fetisisa.


<p><input type="checkbox"/> <input type="checkbox"/></p>	<p><input type="checkbox"/> <input type="checkbox"/></p>	<p><input type="checkbox"/> <input type="checkbox"/></p>
--	--	--

Tshwaya kerayone ebatsi ho feta tse ding.

<p><input type="checkbox"/> <input type="checkbox"/></p>	<p><input type="checkbox"/> <input type="checkbox"/></p>	<p><input type="checkbox"/> <input type="checkbox"/></p>
--	--	--



Taka: Moaho o le mong o mokgutshwane le o mong o molelele ho feta o ka tlase.



Taka noka e batsi le e tshesane ho feta e setshwantshong.















Teacher:  
Sign:  
Date:



# Bapisa dinomoro 1-3















Tshwaya diboloko tse nang le palo e lekanang le dintho.

 <input type="checkbox"/>	 <input type="checkbox"/>	 <input type="checkbox"/>	 <input type="checkbox"/>
 <input type="checkbox"/>	 <input type="checkbox"/>	 <input type="checkbox"/>	 <input type="checkbox"/>
 <input type="checkbox"/>	 <input type="checkbox"/>	 <input type="checkbox"/>	 <input type="checkbox"/>

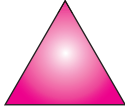



Tshwaya boloko kapa diboloko tse nang le dintho tse ngata ho feta diboloko tse fifaditsweng.

 <input type="checkbox"/>	 <input type="checkbox"/>	 <input type="checkbox"/>	 <input type="checkbox"/>
 <input type="checkbox"/>	 <input type="checkbox"/>	 <input type="checkbox"/>	 <input type="checkbox"/>
 <input type="checkbox"/>	 <input type="checkbox"/>	 <input type="checkbox"/>	 <input type="checkbox"/>






Kopa mme o take sebopeliso se seng ka lehlakoreng le letona.






Taka sebopeliso se le seng ka tlaase ka letsohong le letona.



Taka sebopeliso se le seng ka tlaase ka letsohong le letona.



Tereisa e nyenyane ka ho fetisisa ya dinomoro tse pedi.

		
---	---	---



Teacher: \_\_\_\_\_  
 Sign: \_\_\_\_\_  
 Date: \_\_\_\_\_

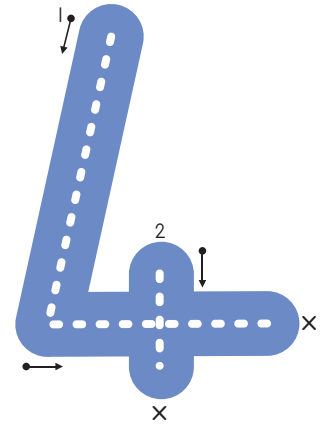


Nne



Bala dintho tse setshwantshong. Tereisa lebitsopalo.

Dikatse tse nne  
Bohlwa bo bone  
Makgapetla a mane  
Dinta tse nne



Tereisa palo.



Bapisa ditshwantsho.

Tracing practice for the number 4. It features a red pencil writing a solid number 4, followed by six rows of three dotted number 4s for tracing.



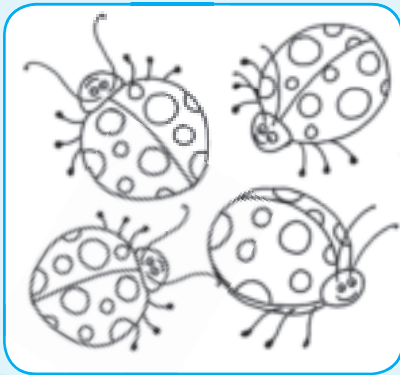
Grouping exercise for the number 4. It consists of five boxes: 1. A dotted number 4. 2. A diamond shape divided into four quadrants. 3. Four leaves. 4. Four pyramids (two yellow, two pink). 5. Four pyramids (two blue, two green).

Grouping exercise for the number 4. It consists of five boxes: 1. Four leaves. 2. A dotted number 4. 3. A diamond shape divided into four quadrants. 4. Four pyramids (two yellow, two pink). 5. Four pyramids (two blue, two green).










Tlotsa tse 4 ka mmala.



Kopa mme o take dibopeho tse ding tse 4 mme o dikhalare.

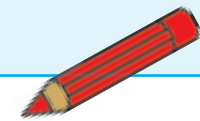
	
	
	
	




Ikwetlise ka palo ena.



nne



Tlotsa ditaemane ka mmala ha o ntse o bala.



Teacher:  
Sign:  
Date:



# Kopanya le ho tlosa ho fihla ho 4




Qetella tse latelang ka ho etsa setshwantsho:


	le		e etsa	<input type="text"/>		le	<input type="text"/>	e etsa	
	le		e etsa	<input type="text"/>		le	<input type="text"/>	e etsa	
	le		e etsa	<input type="text"/>		le	<input type="text"/>	e etsa	



Ho setse dibadi tse kae?



Taka di khountara tse ding ho etsa 4.




Ngola palopolelo ya:

	<input type="text" value="4"/>	tlosa	<input type="text"/>	e etsa	<input type="text" value="3"/>
	<input type="text"/>	tlosa	<input type="text"/>	e etsa	<input type="text"/>
	<input type="text"/>	tlosa	<input type="text"/>	e etsa	<input type="text"/>




Kopanya tsena mme o tlatse dikarabo.



1 le 2 di etsa

3




2 le 2 di etsa



3 le 1 di etsa




1 le 3 di etsa



2 le 2 di etsa



Teacher:  
Sign:  
Date:



Nako



Ngola dinomoro I ho isa ho 4 dibolokong ho bontsha tsela eo motho a e latelang ha a hola.

<input type="checkbox"/>	<input type="checkbox"/>	<input type="checkbox"/>	<input type="checkbox"/>



Tshwaya ho boela hore ke sefe seo o ka se etsang kapele.

<input type="checkbox"/>	<input type="checkbox"/>	<input type="checkbox"/>

	1	2	3	4	1	2	3	4
--	---	---	---	---	---	---	---	---



Taka ho hong:

a. o entse maobane

A large, empty rectangular box with rounded corners and a blue border, intended for drawing. On the right side of the box, there is a small illustration of a bundle of colorful pencils.

b. o entse kajeno

A large, empty rectangular box with rounded corners and a blue border, intended for drawing. On the right side of the box, there is a small illustration of a bundle of colorful pencils.

c. o tla etsa hosane

A large, empty rectangular box with rounded corners and a blue border, intended for drawing. On the right side of the box, there is a small illustration of a bundle of colorful pencils.

Teacher:  
Sign:  
Date:





# Hlano


Bala dintho tse setshwantshong. Tereisa lebitsopalo.

Dibere tse hlano

Dipompong tse hlano

Dinaledi tse hlano

Metsero e mehlano



Tereisa palo.




Bapisa ditshwantsho.

Tracing practice for the number 5. It features a red pencil icon and a grid of 18 dotted number 5s arranged in 6 rows and 3 columns. The first number in the top row is solid red.


Counting practice for the number 5. It consists of five rows, each containing five items: purple ovals, brown ovals, colorful Easter eggs, brown ovals, and a dotted number 5.

Counting practice for the number 5. It consists of five rows, each containing five items: colorful Easter eggs, a dotted number 5, brown ovals, brown ovals, and purple ovals.


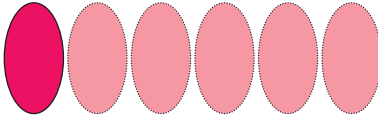
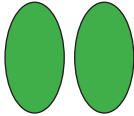

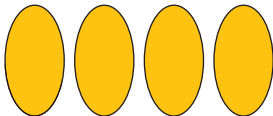




Tlotsa tse 5 ka mmala bolokong bo bong le bo bong.



Kopa mme o take tse ding tse 5.



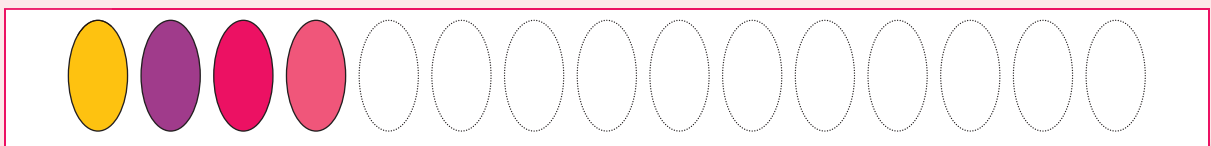
Ikwetlise ka palo ena.

5

hlano



Bala palo ya ho arola dibopeho tse motopo ka ho lekana.



Teacher:  
Sign:  
Date:



Ikgopotse dinomoro 1 ho isa ho 5



Ithute ho ngola dipalo tsena.



Etsa sedikadikwe palong e nepahetseng.

	1	2	3	4	5	6	7
	1	2	3	4	5	6	7
	1	2	3	4	5	6	7
	1	2	3	4	5	6	7
	1	2	3	4	5	6	7





Ngola mabitso a dipalo.

	1	nngwe
	2	pedi
	3	tharo
	4	nne
	5	hlano



Teacher:  
Sign:

Date:

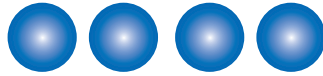




## Kopanya ho fihla ho 5

Eketsa difaha ka ho taka tse ding hape.

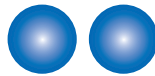
Taka e nngwe ho feta.




Taka tse pedi ho feta.



Taka tse tharo ho feta.



Bala mme o kopanye: tsena e be o tlatsa karabo.



le



2 le 2 di etsa 4

2

2



le



2 le 1 di etsa



le



3 le 2 di etsa



le



2 le 3 di etsa





Taka dikgutlotharo tse ding hape. O lemoha eng?

	1 ho feta	
	2 ho feta	
	3 ho feta	
	4 ho feta	



Taka karabo mme o ngole palo ya:

	le		fana	
3	le	2	fana	5
	le		fana	
	le		fana	
	le		fana	
	le		fana	



Teacher:  
Sign:  
Date:





Tlosa ho 5 mme o kopanye ho fihla ho 5

Taka tlaase.

	1 tlaase	
	2 tlaase	
	3 tlaase	
	4 tlaase	

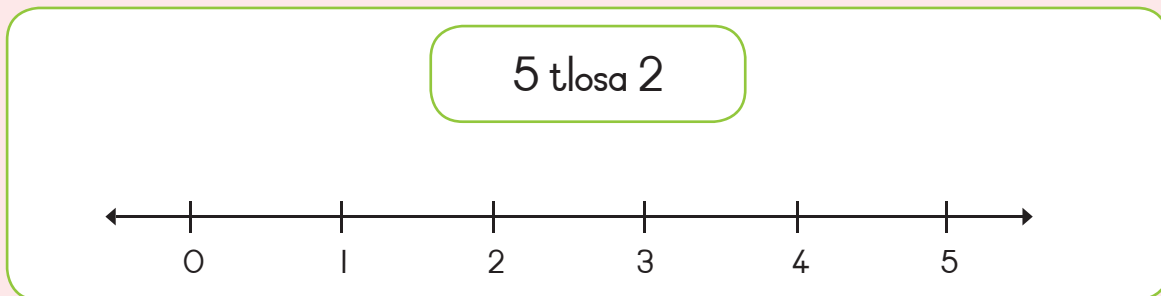
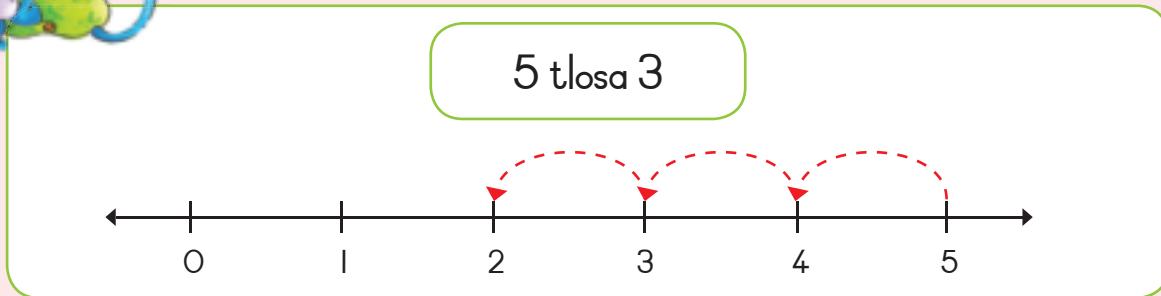


Ngola palo ya:

	5	tlosa	1	ke	4
		tlosa		ke	
		tlosa		ke	



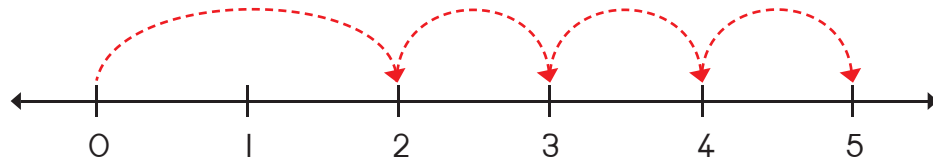
Tlosa ka ho balla morao.





Eketsa ka ho balla pele.

2 eketsa 3

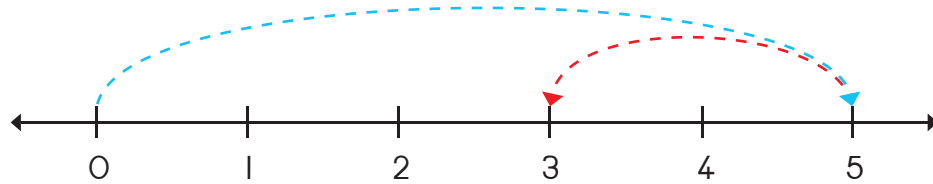


1 eketsa 4



Bontsha palo palomoleng.

5 tlosa 2



5 tlosa 4




Teacher:  
Sign:  
Date:




# Kopanya le ho tlosa ho fihla ho 5




Qetella tse latelang:




le




mphe




le



mphe



le




mphe




Qetella tse latelang:



le



mphe




le



mphe



le





mphe









Taka diapole tse ding ho etsa 5.



Ho setse difaha tse kae? Di take.



Qaka ya mantswe.

Titjhare ya hao/ motswadi o tla o balla sena mme o hloka ho etsa setshwantsho ho e rarolla.

Lisa o ne a na le dipere tse pedi. Musa o mo neile pere e le nngwe. O na le dipere tse kae jwale?

Lisa o ne a na le dipere tse nne. Musa o nehile Silo dipere tse pedi. O nale tse kae jwale?



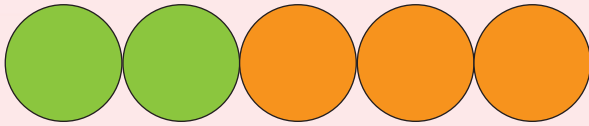
Teacher:  
Sign:  
Date:



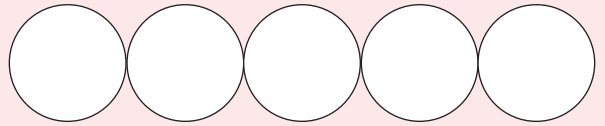


Ho kopanya le ho tlosa 1 ho isa ho 5

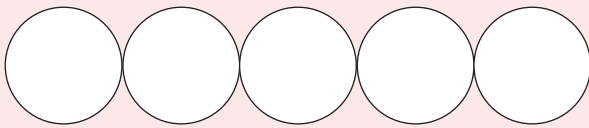
Khalara difaha ho bontsha:



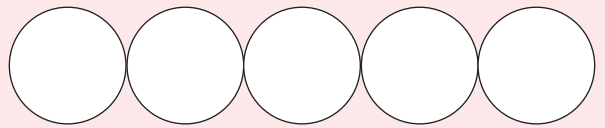
2 le 3 ke 5



1 le 4 ke 5



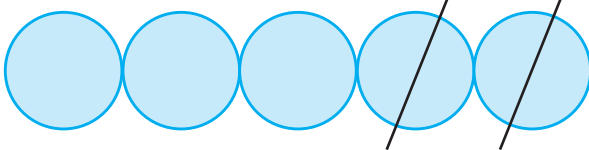
3 le 2 ke 5



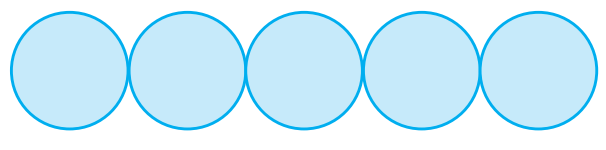
4 le 1 ke 5



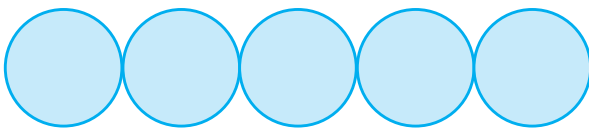
Tshwaya sefaha ho bontsha:



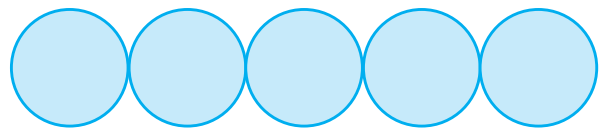
5 tlosa 2 ke 3



5 tlosa 1 ke 4



5 tlosa 3 ke 2

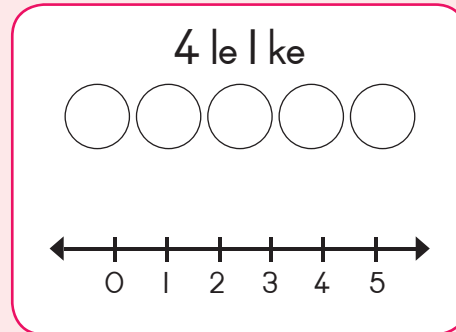
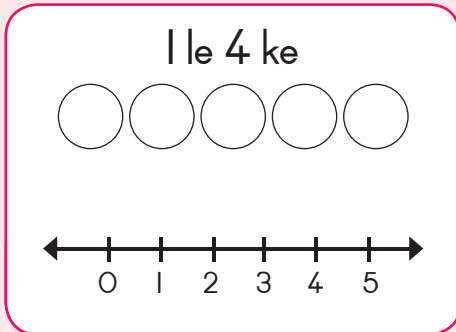
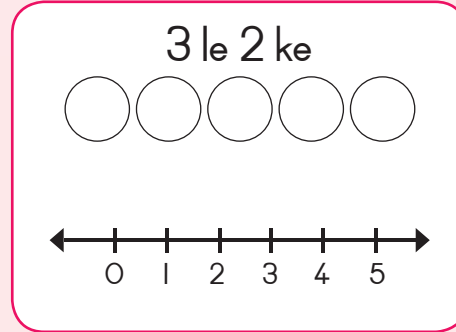
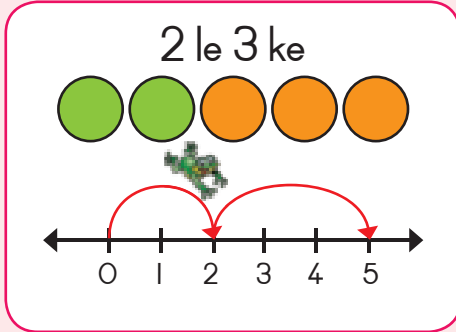


5 tlosa 4 ke 1

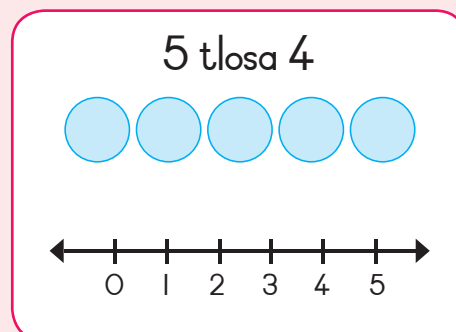
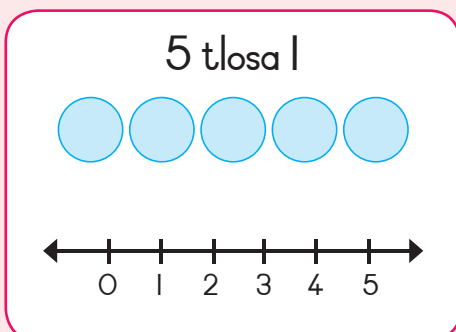
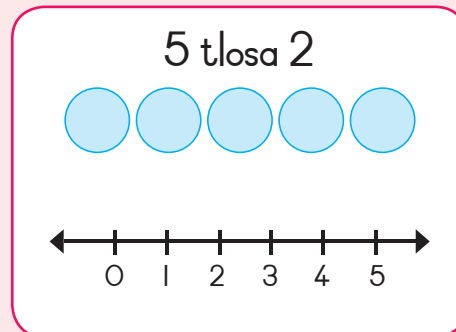
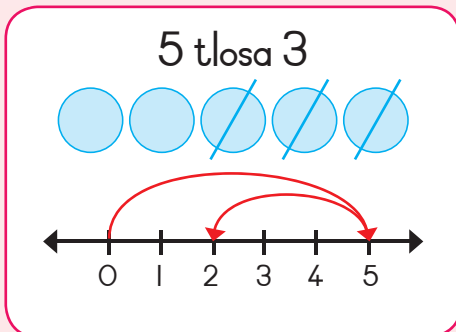




Khalara difaha. Thusa senqanqane ho se bontsha molapalong.



Tshwya difaha tseo o di tlosang mme o e bontshe molapalong.





Teacher:  
Sign:  
Date:



# Dibolo le mabokose



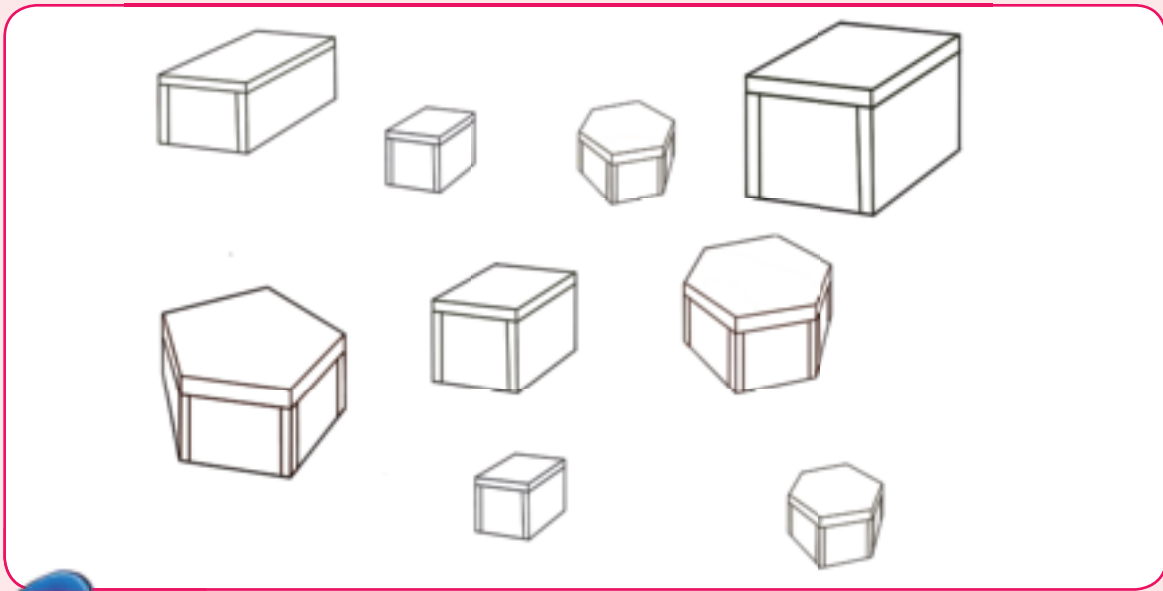
Ke di feng tse shebahalang jwalo ka mabokose?  
 Ke di feng tse shebahalang jwalo ka dibolo?  
 Ke e feng e ka bidikang, ke e feng e ka thellang?





Khalara oohle:

- Mabokose a manyenyane le dibolo ka bokgubedu
- Mabokose a maholo le dibolo ka bobolou



Tereisa mantswa.

lebokose

bolo



Teacher:  
Sign:  
Date:





## Le letshehadi le le letona

Letsoho le letshehadi

Letsoho le letona

	Le letshehadi	Le letona
Sefate se ka	<input type="checkbox"/>	<input type="checkbox"/>
Koloi e ka	<input type="checkbox"/>	<input type="checkbox"/>
Ntlo e ka	<input type="checkbox"/>	<input type="checkbox"/>
Nonyana e ka	<input type="checkbox"/>	<input type="checkbox"/>
Sehlaha se ka	<input type="checkbox"/>	<input type="checkbox"/>

	Le letshehadi	Le letona
Ntja e ka	<input type="checkbox"/>	<input type="checkbox"/>
Nku e ka	<input type="checkbox"/>	<input type="checkbox"/>
Ntlo e ka	<input type="checkbox"/>	<input type="checkbox"/>
Sekolo se ka	<input type="checkbox"/>	<input type="checkbox"/>
Palesa e ka	<input type="checkbox"/>	<input type="checkbox"/>



Etsa sedikadikwe letsohong le letona.  
 Etsa sedikadikwe leotong le letona.  
 Ema seka moshemane o bontshe  
 letsoho le letona.

Etsa sedikadikwe letsohong le letona.  
 Etsa sedikadikwe leotong le letshehadi.  
 Ema seka ngwanana o bontshe letsoho  
 la hao le letshehadi.

letona

letshehadi



letona

letshehadi



Ithute ho ngola palo tsena.

Three orange dots above a dotted number 3.

Five blue dots in a horizontal row.

Two red dots in a horizontal row.

Four green dots in a horizontal row.



Teacher:  
 Sign:  
 Date:







Khalara lentswe le nepahetseng ho nyalana le lerumo.


	hodimo	le letshehadi	tlase	le letona
	hodimo	le letshehadi	tlase	le letona
	hodimo	le letshehadi	tlase	le letona
	hodimo	le letshehadi	tlase	le letona



Etsetsa lerumo le nepahetseng le nyalanang le la pele moleng.




Teacher:  
Sign:  
Date:



# Ho aha le ho thuba dinomoro



Tlatsa dinomoro tse nepahetseng bolokong bo bong le bo bong.



le  ke




le  ke



le  ke



le  ke




le  ke



le  ke



le  ke



le  ke





Jwale leka tsena.

le  le  ke

le  le  ke

le  le  ke

le  le  ke

le  le  ke

le  le  ke




Teacher:  
Sign:  
Date:




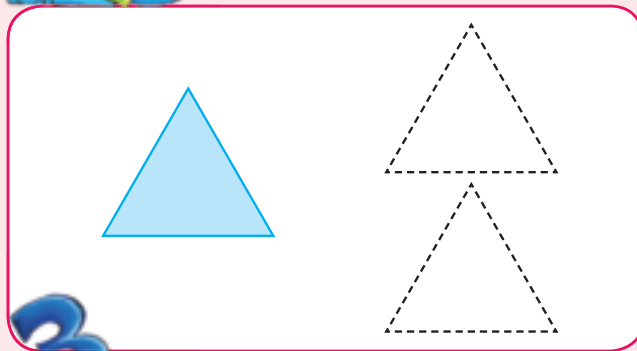
# Ho kopanya habedi



Etsa matheba a mapheong habedi.



Etsa dibopeho habedi.



Taka mme o tlatse dinomoro.








Taka mme o tlatse dinomoro.

Habedi  ke  

Habedi  ke

kopanya  ke

Habedi   ke 

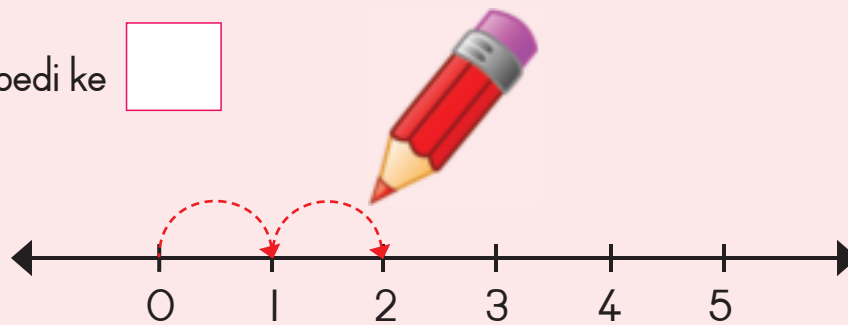
Habedi  ke

kopanya  ke

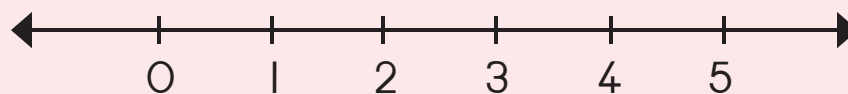


Bontsha tse latelang melapalong.


1 habedi ke



2 habedi ke






Teacher:  
Sign:  
Date:





# Boholo le bonyenyane

- Etsa sedikadikwe se sekgubedu phoofolong e kgolo ebe o etsa sedikadikwe se
- Taka sekwere ho pota phoofolo e nnyane ho feta lebokoseng ka leng.




kgolo	nyenyane	kgolo haholo	nyenyane haholo
-------	----------	--------------	-----------------





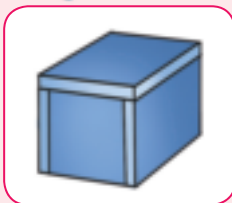
Taka bolo e kgolwanyana.

Taka bolo e nyenyane.

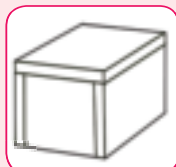


Taka lebokose le lenyenyane.

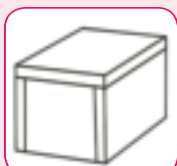
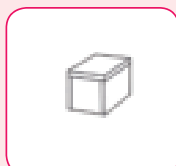
Taka lebokose le leholwanyane.



Khalara le bikose le lenyenyane ka ho fetisisa le bolo.




Khalara bolo e kgolo ka ho fetisisa le lebokose.



Teacher:  
Sign:  
Date:




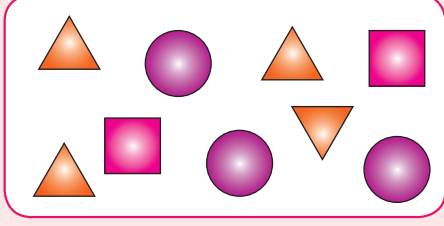
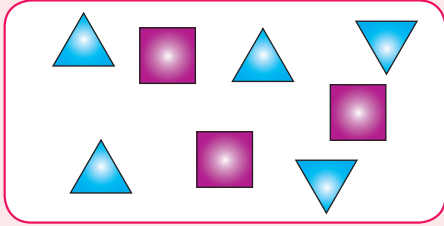
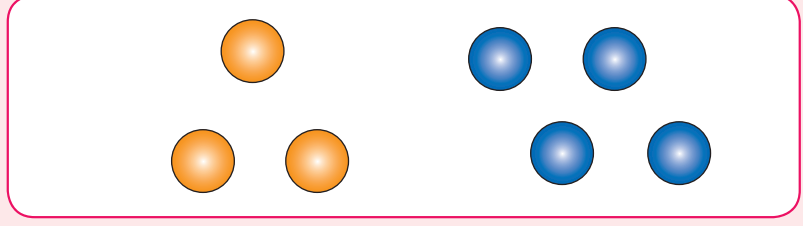
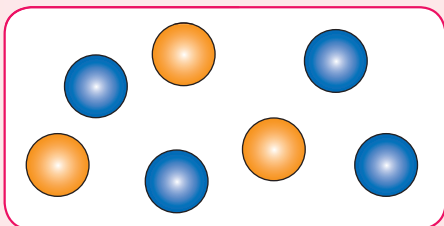


# Hlophisa dintho

Nyalanya dintho tse hlophisitsweng le ditshwantsho.



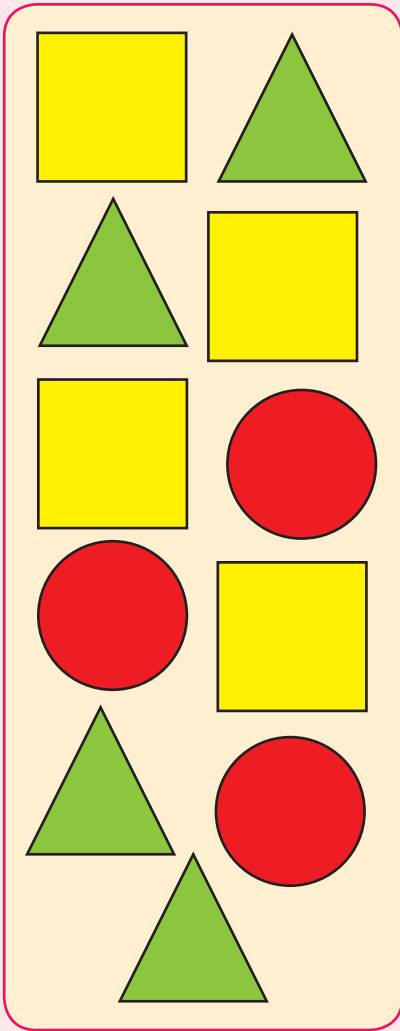


Hlophisa ka ho etsa setshwantsho sa e nngwe le e nngwe.





Ngololla dibopeho tse setshwantshong o nto ngola palo ya tse ding le tse ding ka tlase.




Teacher:  
Sign:  
Date:





## Ha re arolelaneng ka ho lekana

Bala dinamune, dipanana le diapole o nto ngola palo ka mabokoseng



4

dinamune

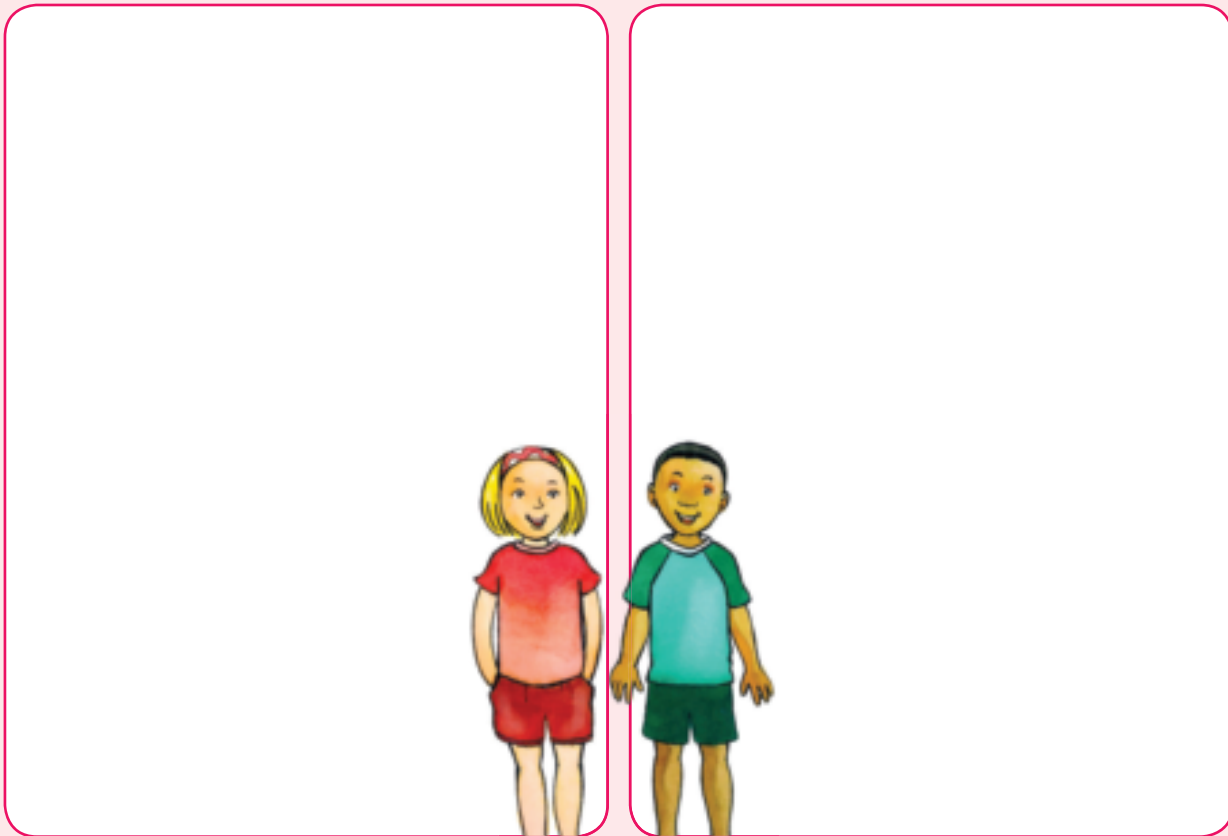


dipanana



diapole

Arola le ho taka dinamune, dipanana le diapole ka ho lekana dipakeng tsa bana ba babedi.






Arola sehlopha se ka lebokoseng la pele ka dihlopha tse pedi.  
Taka dihlopha tse pedi ka mabokoseng a arohaneng.



$$4 = 2 + 2$$



$$\square = \square + \square$$



$$\square = \square + \square$$




Teacher:  
Sign:  
Date:





# Ho arolelana ka ho lekana


Etsa sedikadikwe ho potoloha tholwana le diphoofole ho di arolela ka ho lekana.



Tshwene e le nngwe e fumane dipanana tse kae?



Mmutlanyana o le mong o fumane dihwele tse kae?



Tshwene e le nngwe e fumane dipanana tse kae?

Mmutlanyana o le mong o fumane dihwele tse kae?



Tshwene e le nngwe e fumane diapole tse kae?

Na ho ne ho na le diapole tse setseng ka mora hore di arolelwe ka ho lekana?



Hlophisa dibadi ka dihlopha tse pedi tse lekanang mme o behe sefapano hodima dibadi tse setseng.

Beha dibadi ka dihlopha tse 3 tse lekanang o nto beha sefapano hodima dibadi tse setseng.



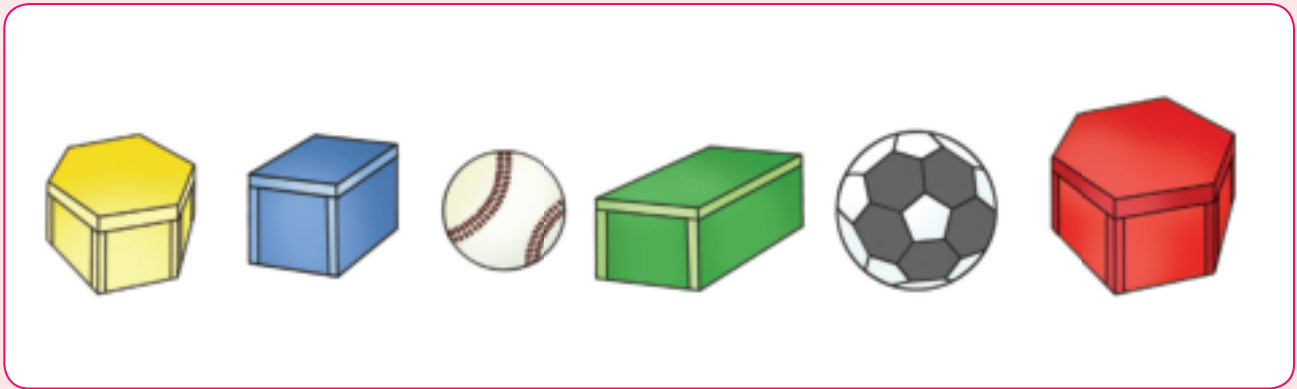
Teacher: \_\_\_\_\_  
 Sign: \_\_\_\_\_  
 Date: \_\_\_\_\_





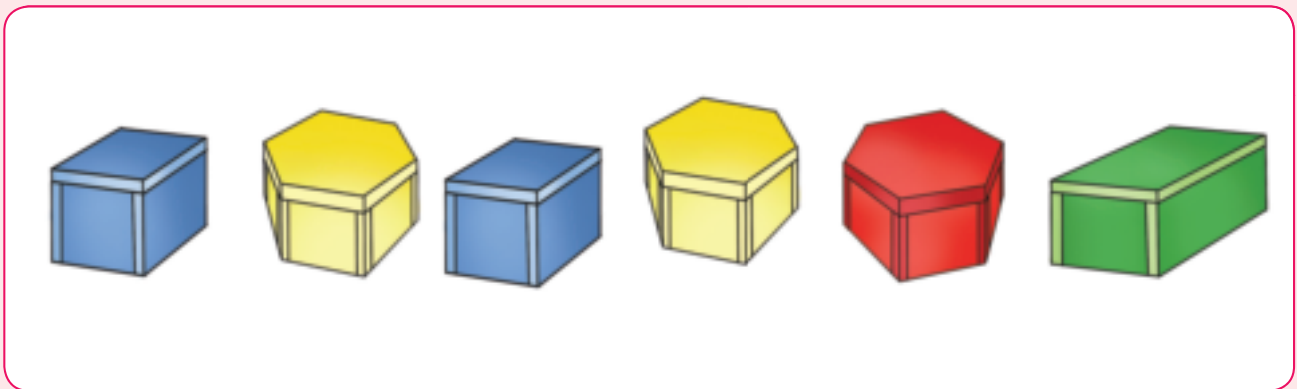
## Bopa dintho

Na o ka bopa tora ka dintho tsohle tse latelang?  
Tshwaya ee kapa tjhe.




Ee

Tjhe



Ee

Tjhe



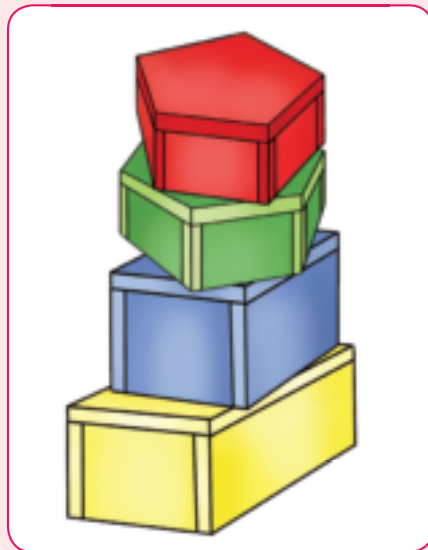
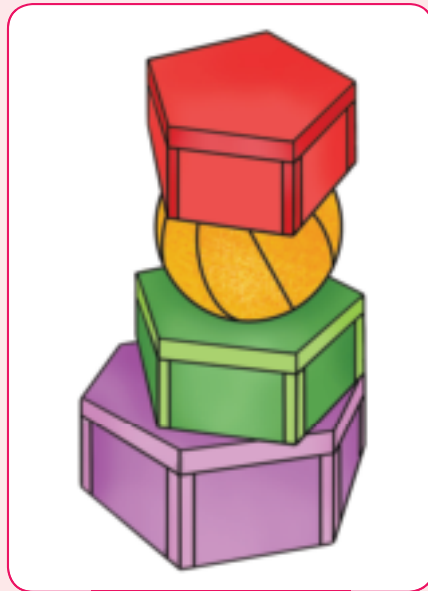

Ee

Tjhe





Na tora e tla ema kapa tjhe? Sebedisa ✓ kapa ✗.



Sebedisa mabokose a leshome le kgomo ho iketsetsa moaho wa hao.  
Na kgomo e etsa ho be bonolo?



Teacher:  
Sign:  
Date:



Tereisa dikgwedi tsa selemo.  
Khalara balune ya kgwedi ya letsatsi la hao la tswalo.

## Ho bolela nako

Pherekgong

Hlakola

Hlakubele

Mmesa

Motshehanong

Phupjane

Phupu

Phato

Lwetse

Mphalane

Pudungwane

Tshitwe



Tereisa matsatsi a beke.  
Khalara boloko ba letsatsi la kajeno.

Mantaha

Labobedi

Laboraro

Labone

Lbohlano

Moqebelo

Sontaha




Teacher:

Sign:

Date:

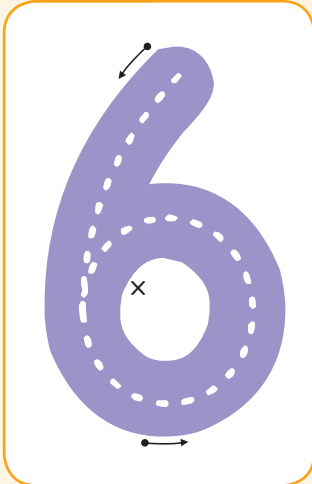




# Tshelela




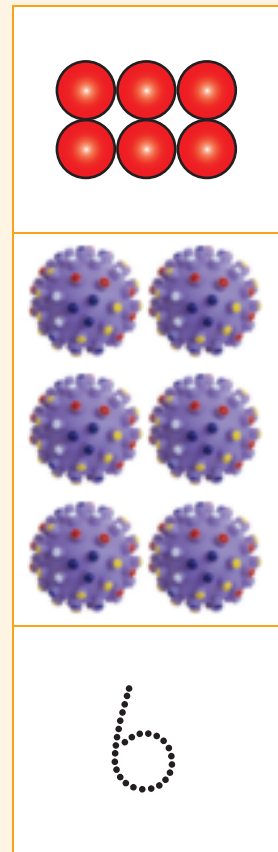
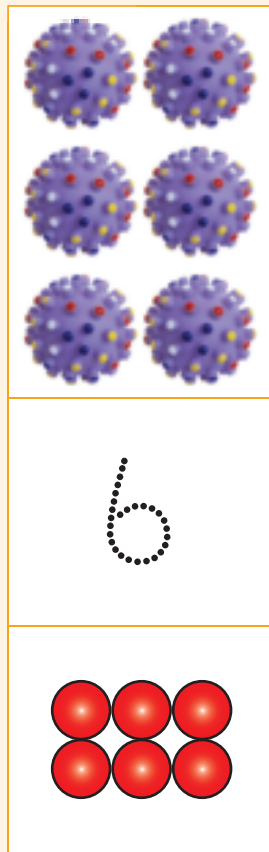

Taka didikadikwe tse 6 kahara boloko.



Tereisa nomoro.

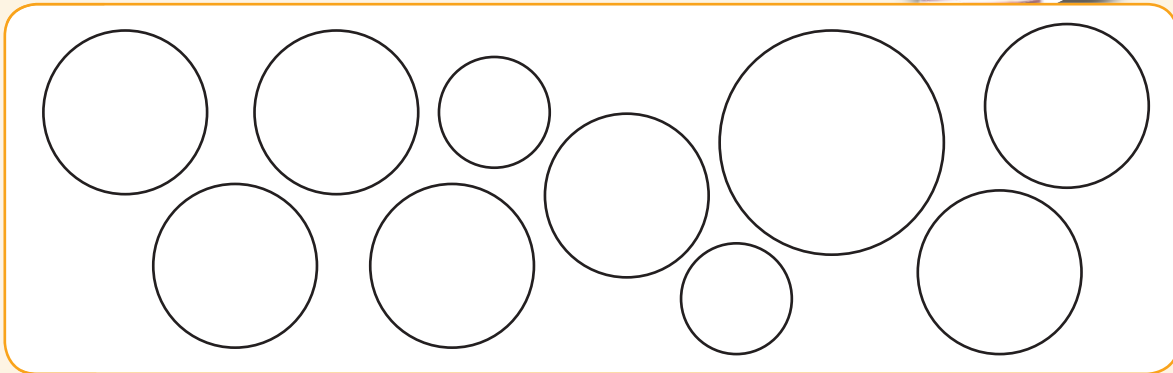


Bapisa ditshwantsho.





Tlotsa didikadikwe tse 6 ka mmala.



Kopa mme o take tse 6 ho feta.




Ikwetlise ka palo ena.



tshelela




Tlotsa didikadikwe ka mmala ha o ntse o bala.



Teacher: \_\_\_\_\_  
Sign: \_\_\_\_\_  
Date: \_\_\_\_\_





# Supa



Taka dikwere tse 7 kahara boloko.



Tereisa nomoro.




Bapisa ditshwantsho.

Tracing practice for the number 7. It features a red pencil icon at the top left. The first row shows a solid red 7 and two dotted 7s. Below are six rows, each containing three dotted 7s for tracing.

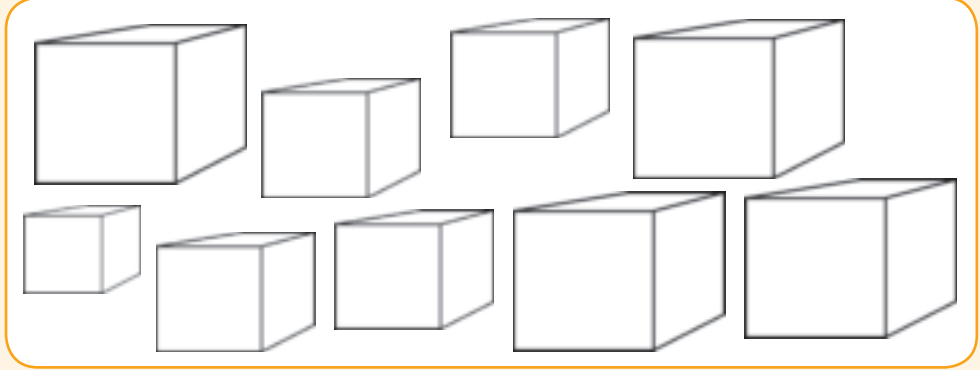

Counting and word recognition activity. The top section shows 7 gift boxes. The middle section shows 7 green squares arranged in two rows (4 on top, 3 on bottom). Below the squares is the word "supa" in purple. The bottom section shows a dotted 7 for tracing.

Counting and word recognition activity. The top section shows 7 green squares arranged in two rows (4 on top, 3 on bottom). Below the squares is a dotted 7 for tracing. Below the tracing is the word "supa" in purple. The bottom section shows 7 gift boxes.


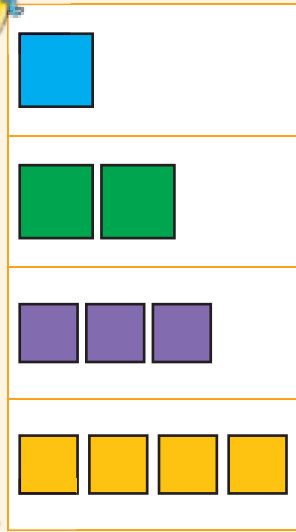




Tlotsa tekanyohohle tse 7 le diboloko tse 7.



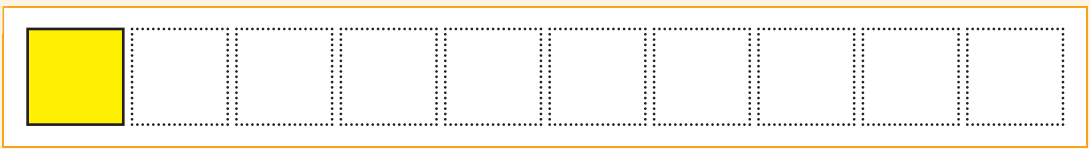
Kopa mme o take tse 7 ho feta.



Ikwetlise ka palo ena.




Tlotsa dikwere ka mmala ha o ntse o bala.



Teacher:  
Sign:  
Date:






# Robedi



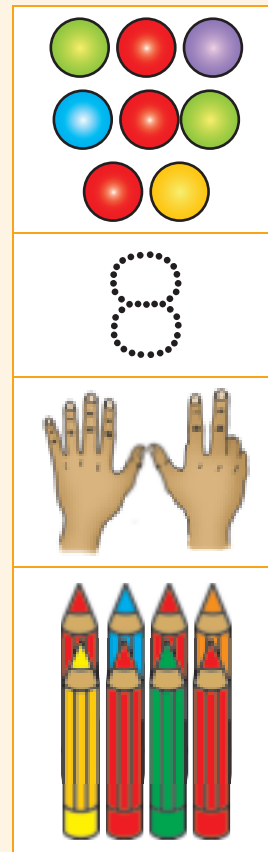
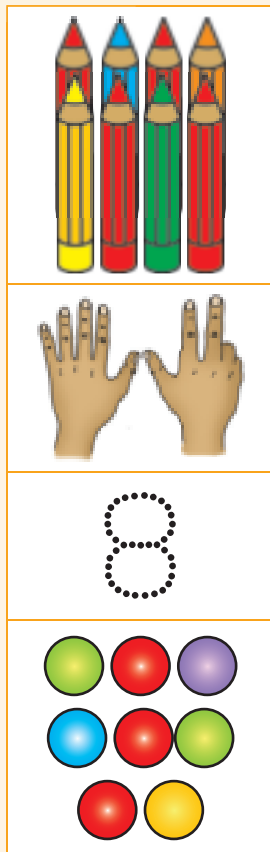

Taka dibopeho tse 8 kahara boloko.



Tereisa nomoro.



Bapisa ditshwantsho.






Tlotsa dinaledi tse 8 ka mmala.



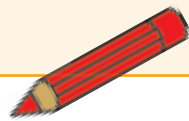
Kopa mme o take tse 8 ho feta.




Ikwetlise ka palo ena.



robedi




Tlotsa didikadikwe ka mmala ha o ntse o bala.



Teacher:  
Sign:

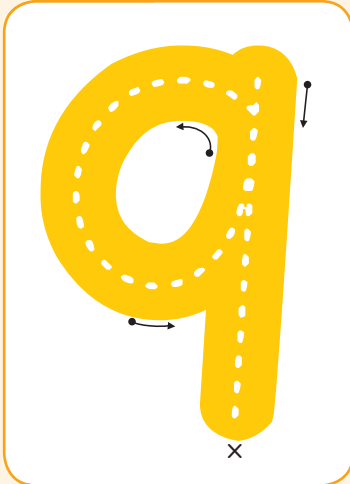
Date:



# Robong




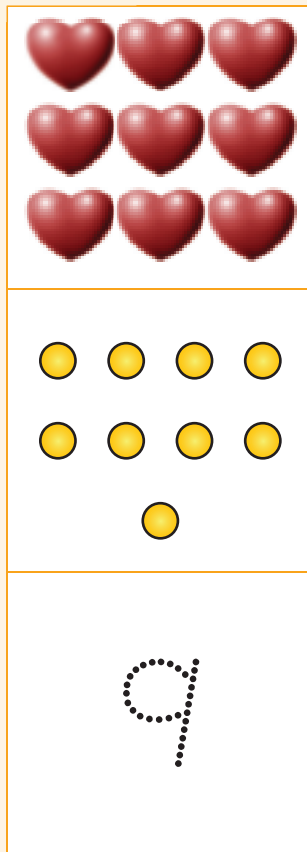
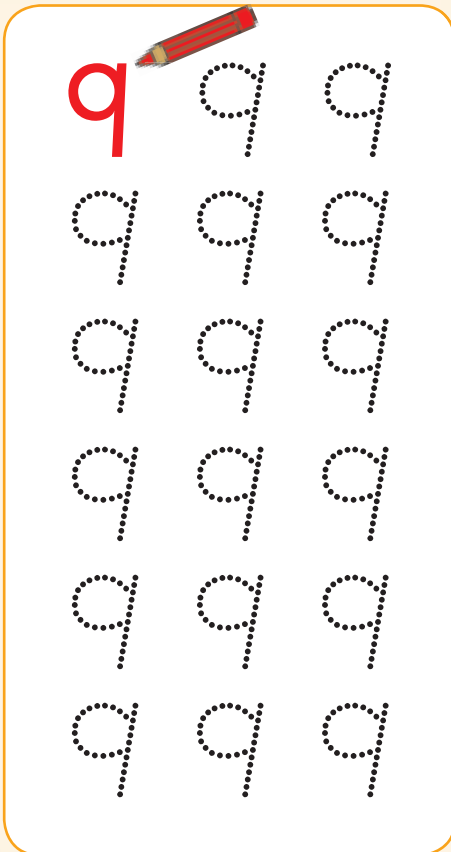
Taka dipelo tse 9 kahara boloko.



Tereisa nomoro.




Bapisa ditshwantsho.

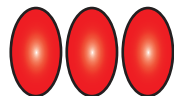




Tlotsa dibalunu tse robong ka mmala.



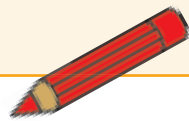
Kopa mme o take tse 9 ho feta.



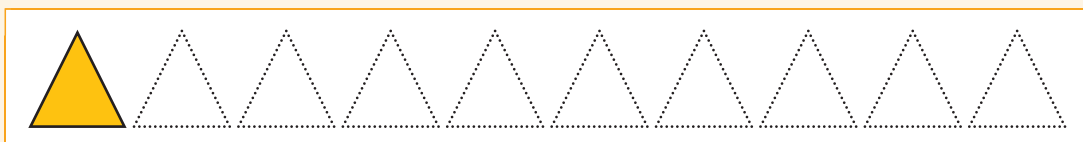
Ikwetlise ka palo ena.



robong



Tlotsa dikgutlotharo ka mmala ha o ntse o bala.



Teacher: \_\_\_\_\_  
Sign: \_\_\_\_\_  
Date: \_\_\_\_\_

# Tletse le ha ho letho



Tlotsa karabo e nepahetseng ka mmala.  
Na ditshela di tletse kapa ha di na letho?



letho tletse    letho tletse



letho tletse    letho tletse



letho tletse    letho tletse



letho tletse    letho tletse



letho tletse    letho tletse



letho tletse    letho tletse



letho tletse    letho tletse

letho    tletse





Tlotsa karabo e nepahetseng ka mmala.  
Na ditshele di tletse kapa ha ho letho?

tletse

ha ho letho



ha ho letho

tletse



ha ho letho

tletse



ha ho letho

tletse

ha ho letho

tletse




ha ho letho

tletse



ha ho letho

tletse



ha ho letho

tletse

ha ho letho

tletse



ha ho letho

tletse


ha ho letho

tletse



Teacher:  
Sign:

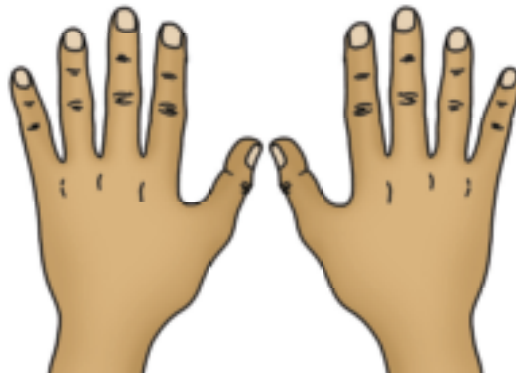
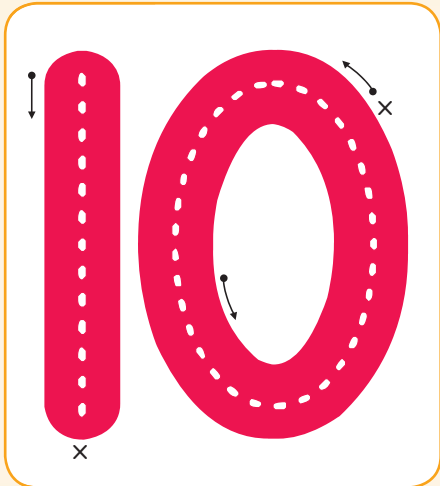
Date:




Leshome




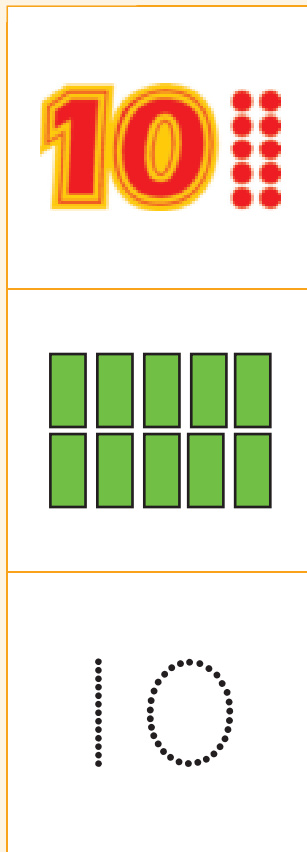
Bala menwana ya matsoho a mabedi.



Tereisa palo.




Bapisa ditshwantsho.





Tlotsa ditholwana tse 10 ka mmala.



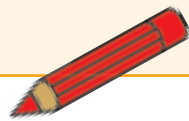
Kopa mme o take tse 10 ho feta.



Ikwetlise ka palo ena.



leshome



Tlotsa dikgutlotharo ha o ntse o bala.



Teacher:  
Sign:  
Date:



## Dipalo I ho ya ho 10

Sebedisa menwana ya ha oho etsa dinomoro tsena. Jwale kopa donomoro.

	1	1
	2	2
	3	3
	4	4
	5	5
	6	6
	7	7
	8	8
	9	9
	10	10





# Ngola dipalo 1-6

Ithute ho ngola dipalo tsena.



6

tshelela



6 6 6 6



7

supa

7 7



8

robedi

8 8



9

robong

9 9



10

leshome

10 10



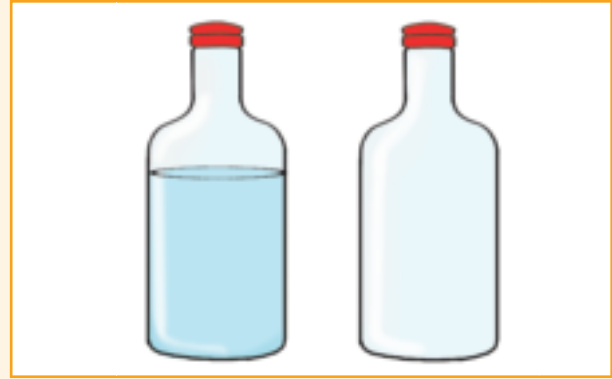

Teacher:  
Sign:  
Date:



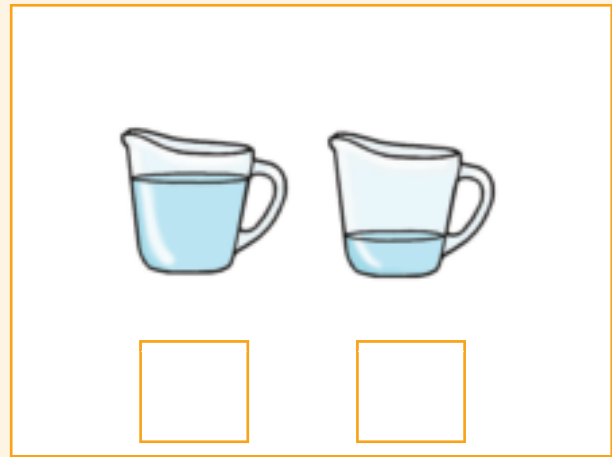
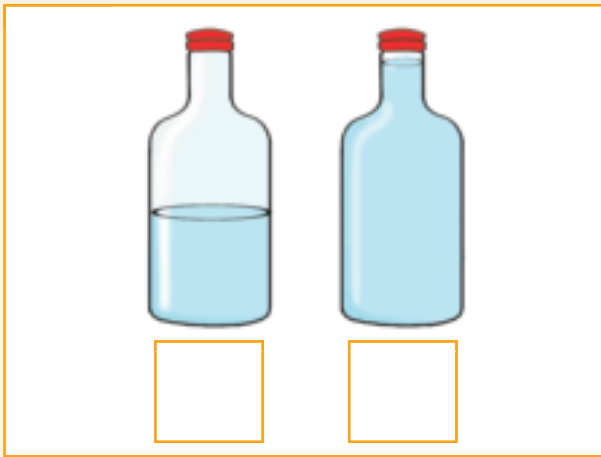


# Mothamo le bohohlehohle

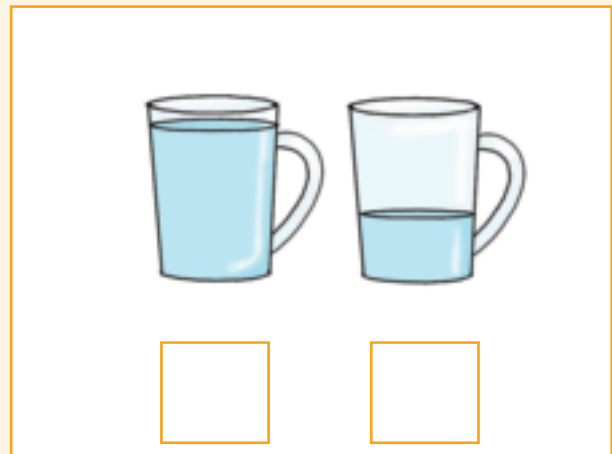
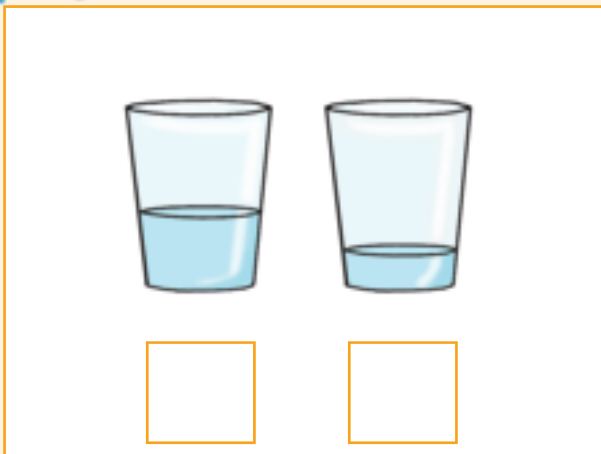
Ekga metsi a mang hape ka setshelong se ho le letshehadi.



Tshwaya hore ke setshelwa sefe se mothamo o moholo.




Tshwaya hore ke setshelwa sefe se mothamo o tlaase.






Tlotsa kgalase ya bobedi ka mmala hore e bonahale e na le jusi e nyane ho feta kgalase ya pele.



Tlotsa kgalase ya bobedi ka mmala hore e bonahale e na le jusi e ngata ho feta kgalase ya pele.



Etsa sedikadikwe ho e feta, ka tlase ho kapa etshwana le.





Kgalase e bolou

ho feta

ka  
tlase

lekana

Kgalase e kgubedu





Kgalase e bolou

ho feta

ka  
tlase

lekana

Kgalase e kgubedu



Kgalase e bolou

ho feta

ka  
tlase

lekana

Kgalase e kgubedu



e feta

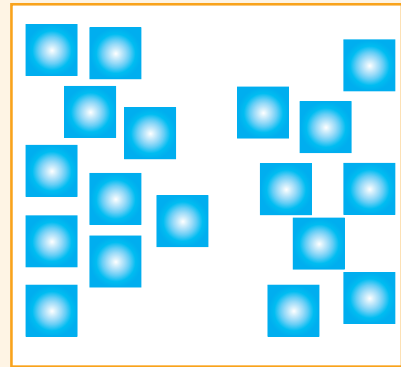
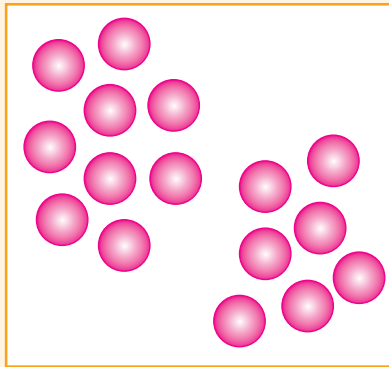

e ka tlase ho

Teacher:  
Sign:  
Date:



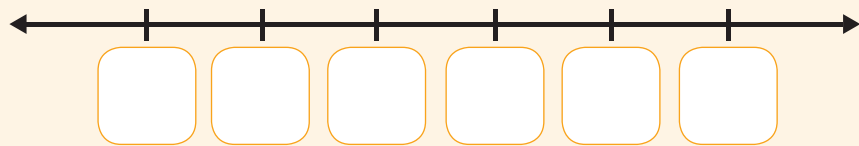
# Dipalo 1 ho ya ho 10

Bolokong ka nngwe etsetsa sehlopha se nang le dibopeho tse tlaase ka ho fetisisa.

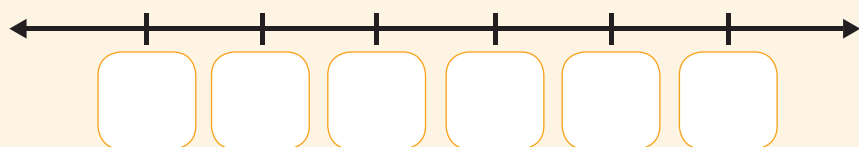


Ngola dinomoro ho tloha ho e nyenyane ho isa ho e kgolo hodima palomola.

2    4    3  
6    1    5



4    6    8  
7    9    5



Khalara nomoro e tlaasetlaase ka botala mme e kgolo ka ho fetisisa ka mmala wa lamunu.

7    4    3

9    10    8

5    1    6

4    6    2



Rarolla tse latelang. O ka etsa ditshwantsho ho o thusa.

E le nngwe ho feta 5.

E le nngwe tlaase ho 5.

Tse pedi ho feta 6.

Tse pedi tlaase ho 7.





# Sefaha mola



Tlatsa dipalo tse siuweng.

1 2 3 4 5 6 7 8 9 10

1 2 3 4 5 6 7 8 9 10

1 2 3 4 5 6 7 8 9 10

1 2 3 4 5 6 7 8 9 10

1 2 3 4 5 6 7 8 9 10

1 2 3 4 5 6 7 8 9 10

1 2 3 4 5 6 7 8 9 10

1 2 3 4 5 6 7 8 9 10

10 9 8 7 6 5 4 3 2 1




Teacher: \_\_\_\_\_  
 Sign: \_\_\_\_\_  
 Date: \_\_\_\_\_






## Ho feta, lekana le tlaase

Nyalanya dintho tse ka letsohong le letshehadi le tse ka letsohong le letona.  
Khalara karabo e nepahetseng.



ho tshwana le

e fapane




ho tshwana le

e fapane



ho tshwana le

e fapane



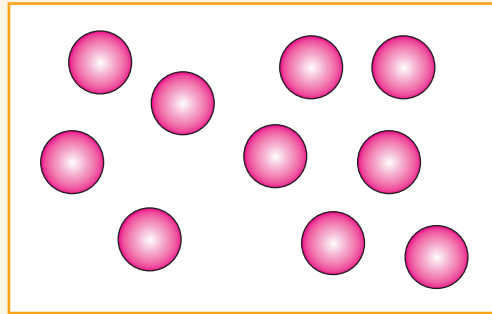
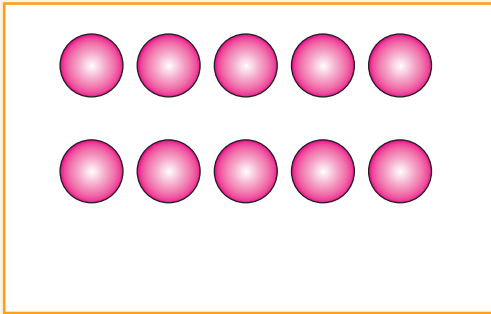
ho tshwana le

e fapane

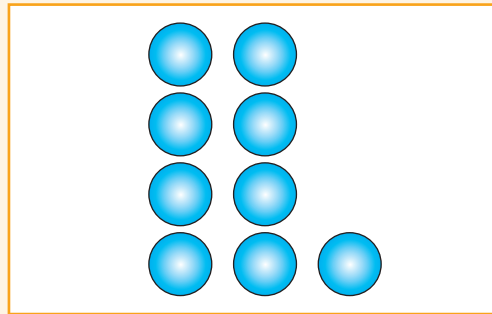
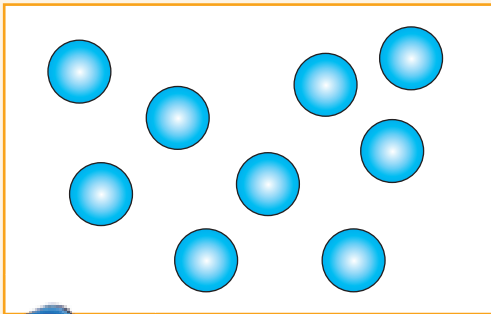




Bolela hore boloko ya bobedi e kgolo ho, tlaase ho, kapa e lekana le boloko ya pele.  
Khalara karabo e nepahetseng.



- feta
- lekana
- tlaase



- feta
- lekana
- tlaase



Nyalanya dintso le dinomoro.

- 1
- 2
- 3
- 4
- 5
- 6
- 7
- 8
- 9
- 10



6
2
4
8
1
7
3
5
10




Teacher: \_\_\_\_\_  
Sign: \_\_\_\_\_  
Date: \_\_\_\_\_

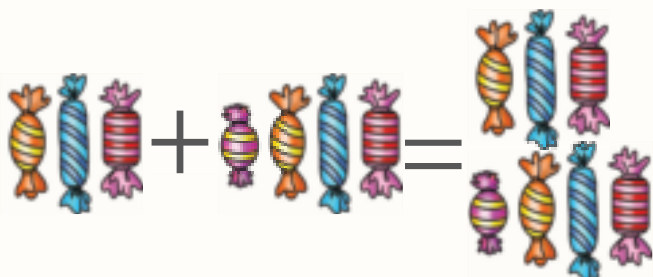


### Kopanya dipompong

Kopanya dipompong tsena ebe o tlatsa dikarabo.



$$2 + 3 = 5$$



$$3 + 4 =$$



Kopanya dipalo.



$$5 + 1 = 6$$



$$5 + 0 =$$



$$3 + 2 =$$




$$4 + 3 =$$





Leka tsena.

$3 + 6 = 9$



$1 + 1 = \square$

$4 + 0 = 4$

$0 + 7 = \square$

$0 + 5 = 5$

$3 + 2 = \square$

$6 + 0 = \square$

$5 + 3 = \square$

$2 + 2 = \square$

$7 + 2 = \square$

$1 + 3 = \square$

$4 + 4 = \square$

$2 + 5 = \square$

$5 + 1 = \square$

$5 + 0 = \square$

$4 + 3 = \square$

$1 + 8 = \square$

$2 + 6 = \square$


$4 + 2 = \square$

$8 + 2 = \square$




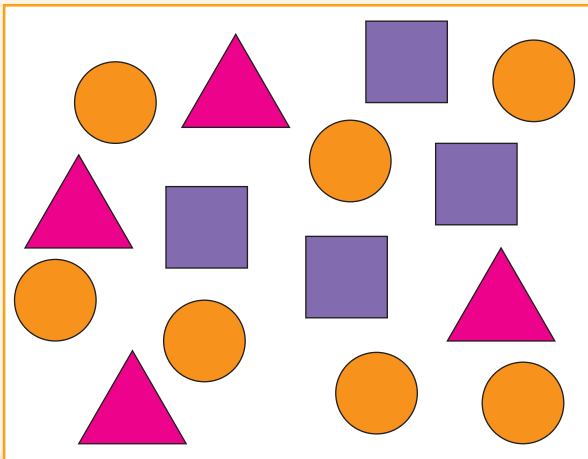


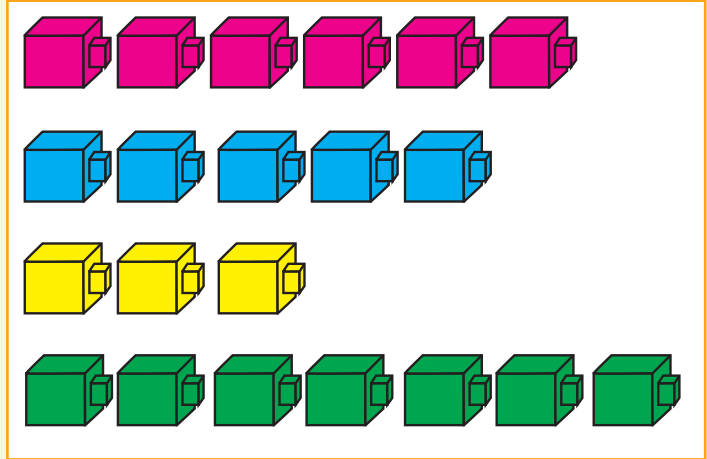

Teacher:  
Sign:  
Date:





# Ho bokella le ho hlophisa

Hlophisa mme o etse setshwantsho sa dipokello tseo o di hlophisitseng.





Hlophisa mahlaku a latelang ka ho etsa setshwantsho.



Makala a masehla a makae?	
Makala a mmala wa lamunu a makae?	
Makala a matala a makae?	



Teacher:  
Sign:  
Date:



## Ho kopanya ho fihla ho 10: o ntse o bala o tswela pele

Taka setshwantsho mme o ngole polelopalalo bakeng sa se seng le se seng.

Sara o na le dipompong tse 3. Siphon o na le dipompong tse 2. Ba na le dipompong tse kae kaofela?




A re baleng:

3	4	5
---	---	---

<input type="text"/>	+	<input type="text"/>	=	<input type="text"/>
----------------------	---	----------------------	---	----------------------

Ke na le dimabole tse nne mme ke iphumanetse tse ding hape tse 3 ka tlholo. Ken a le dimabole tse kae?



A re baleng:

4	5	6	7
---	---	---	---

<input type="text"/>	+	<input type="text"/>	=	<input type="text"/>
----------------------	---	----------------------	---	----------------------

Ho ne ho na le dirurubele tse 5. Tse pedi tsa fihla. Hon a le dirurubele tse kae?



A re baleng:

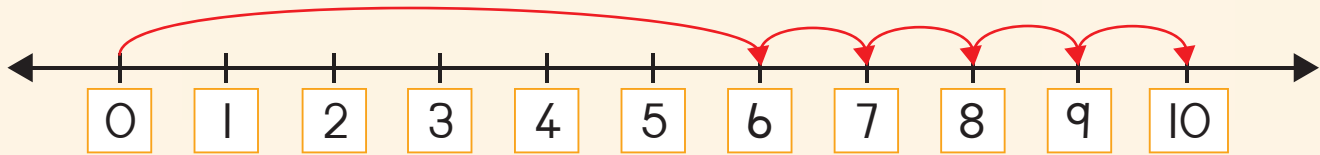
5	6	7	<input type="text"/>	<input type="text"/>
---	---	---	----------------------	----------------------

<input type="text"/>	-	<input type="text"/>	=	<input type="text"/>
----------------------	---	----------------------	---	----------------------

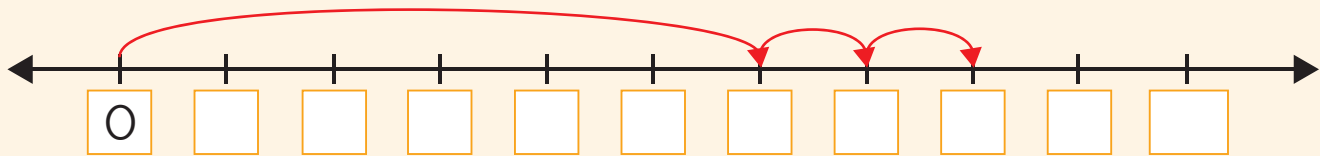




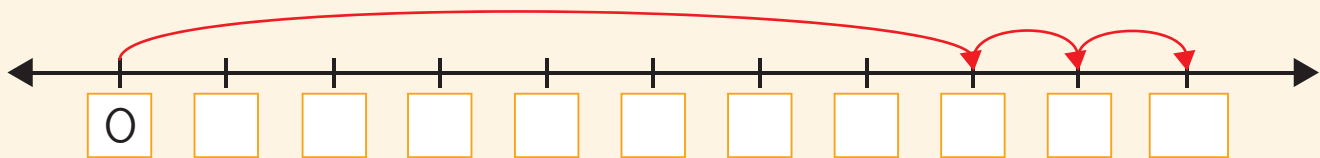
Tlatsa dinomoro molapalong mme o ngole palopolelo bakeng sa e nngwe le e nngwe.



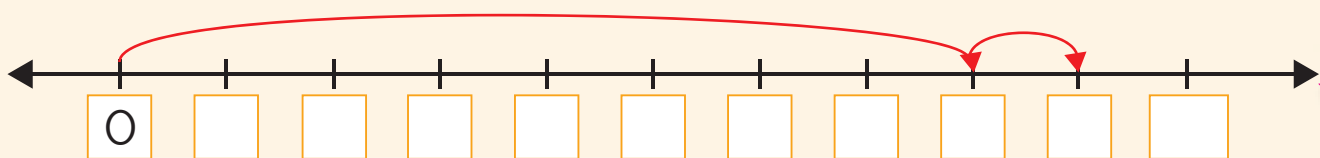
$$6 + 4 = \square$$



$$\square + \square = \square$$



$$\square + \square = \square$$



$$\square + \square = \square$$



Teacher:  
Sign:  
Date:



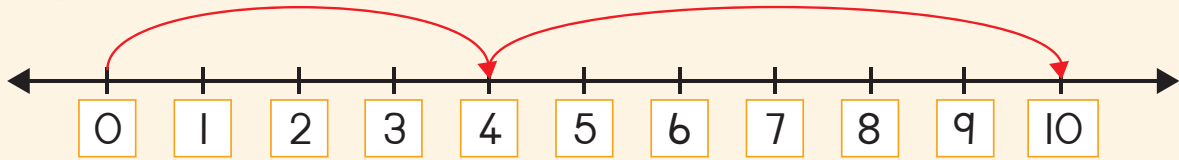
Ho kopanya: Ho bopa le ho heletsa ho fihla ho 10

Khalara ho bontsha tse latelang.

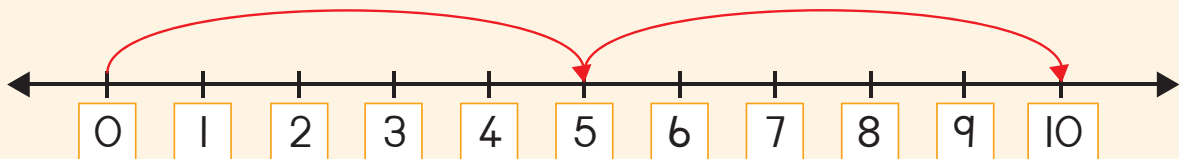
1 + 9	
2 + 8	
3 + 7	
4 + 6	
5 + 5	



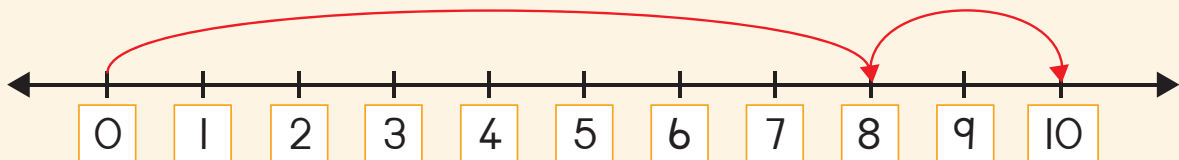
Ngola palo ya:



$$4 + 6 = \square$$



$$\square + \square = \square$$



$$\square + \square = \square$$





Sebedisa dinomoro tsa dipalesa ho iketsetsa palopolelo.



$$\square + \square + \square = \square$$



$$\square + \square + \square = \square$$



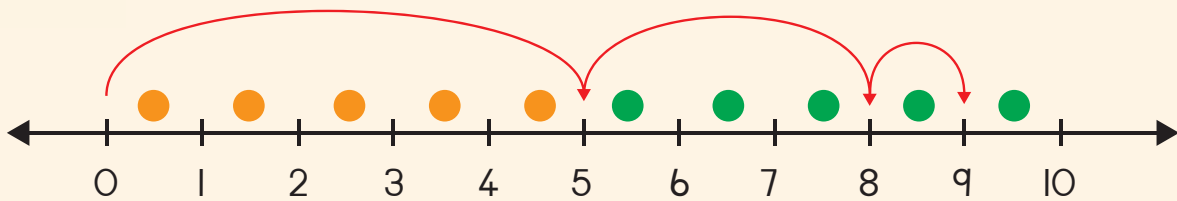
$$\square + \square + \square = \square$$



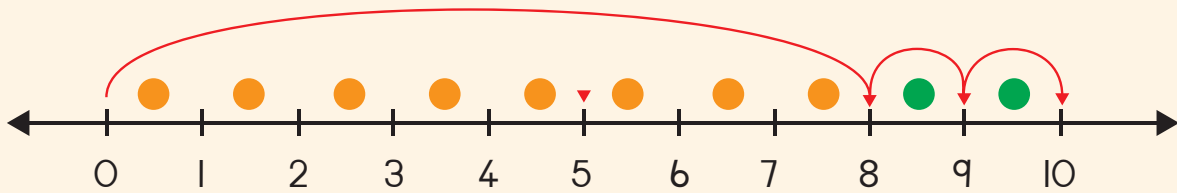
$$\square + \square + \square = \square$$



Ngola palo ya:




$$\square + \square + \square = \square$$



$$\square + \square + \square = \square$$



Teacher:  
Sign:  
Date:





Araba tse latelang.

# Ho etsa habedi le ho hafola

O bona banana ba bakae?




O bona banana ba bakae hona jwale?




I habedi ke 2.  
Hob a tla ba jwang ha re hafola palo ya banana?

O bona maoto a makae?




O bona maoto a makae jwale?




Re re 2 habedi ke 4.  
Haloho ya 4 e tla ba bokae?

O bona mabidi a makae?




O bona mabidi a makae jwale?




Re re 3 habedi ke 6.  
Haloho ya 6 e tla ba bokae?

O bona maoto a makae?




O bona maoto a makae jwale?





Re re 4 habedi ke.  
Haloho ya 8 e tla ba bokae?



O bona menwana e mekae?



O bona menwana e mekae jwale?

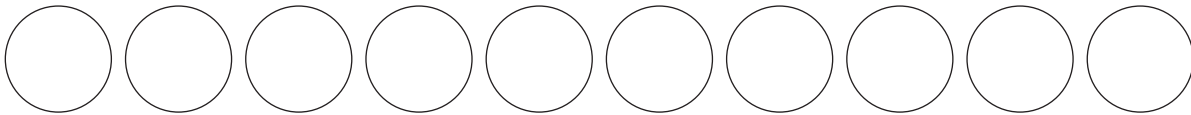


Re re 5 habedi ke 10.  
Halofa ya 10 e tla ba bokae?



Rarolla se latelang ka ho khalara. Ngola palo.

Ken a le dimabole tse 4 le motswalle w aka o na le tse 4. Re na le dimabole tse kae kaofela?  
Khalara palo e nepahetseng ya dimabole.

 +  = 

Araba tse latelang.

1 habedi ke

2 habedi ke

3 habedi ke

4 habedi ke

5 habedi ke

Halofa ya 2 ke

Halofa ya 4 ke

Halofa ya 6 ke

Halofa ya 8 ke

Halofa ya 10 ke



Teacher:  
Sign:

Date:

11 12 13 14 15 16 17 18 19 20







Qetella ditshwantsho tsena.

### Dibopeho


tekanyohohle



sedikadikwe



kgutlotharo




kgutlonne

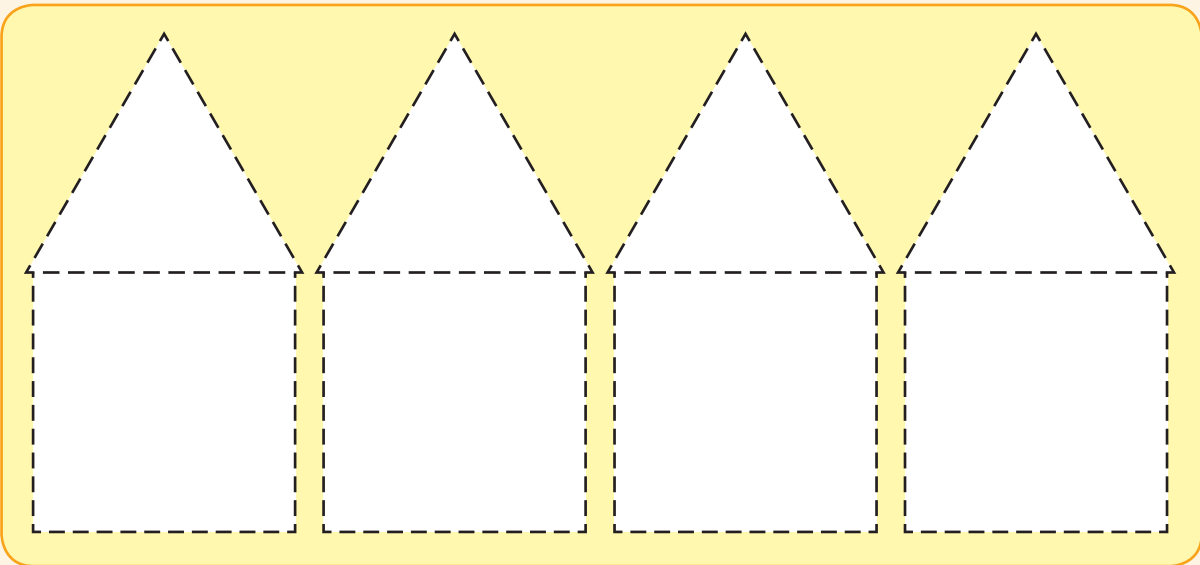

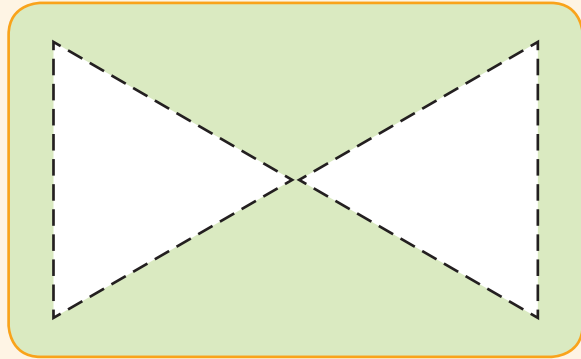
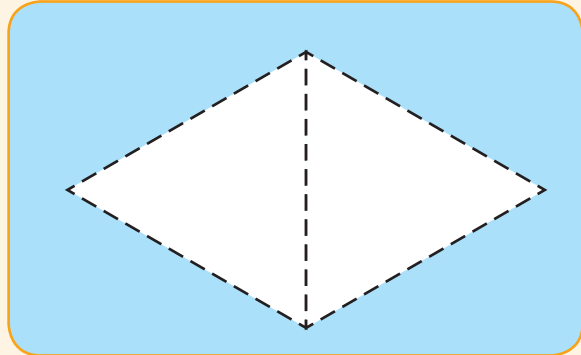
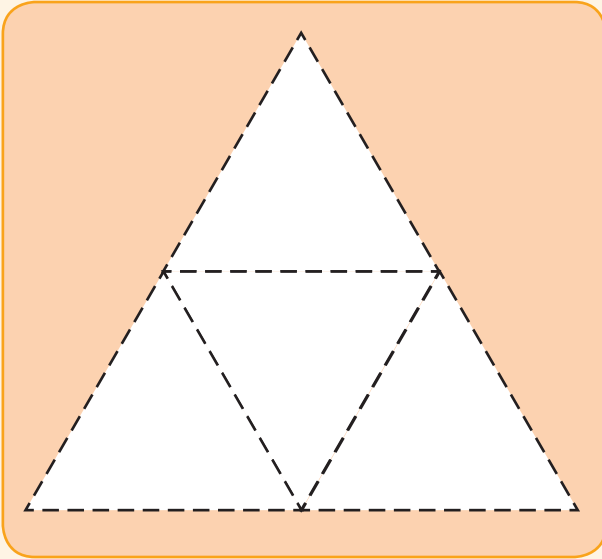


Sebedisa dibopeho tse nne tse kahodimo ho taka sethwantsho.  
O ka sebedisa sebopeliso makgetlo a mangata.





Sebedisa dibopeho tse sehweng ho etsa ditswantsho tsena.



Teacher:  
Sign:

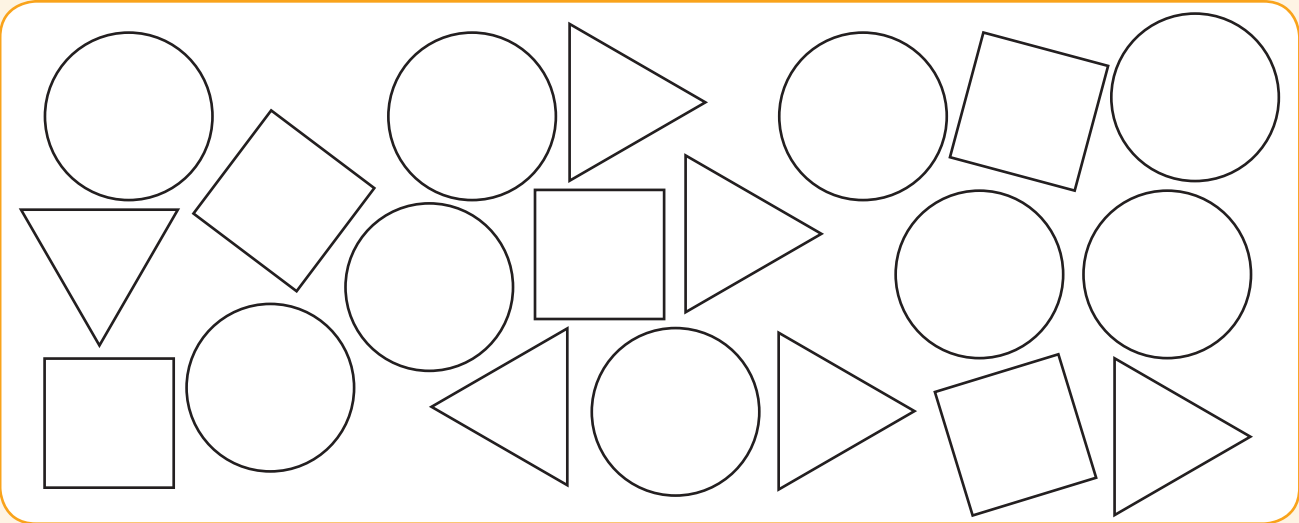
Date:



# Haholwanyane ka dibopeho tsa 2-D



Hlophisa dibopeho mme o etse setshwantsho sa hlophiso ya hao.



Kgutlotharo

Sedikadikwe

Sekwere

Ho na le kgutlotharo tse kae moo?

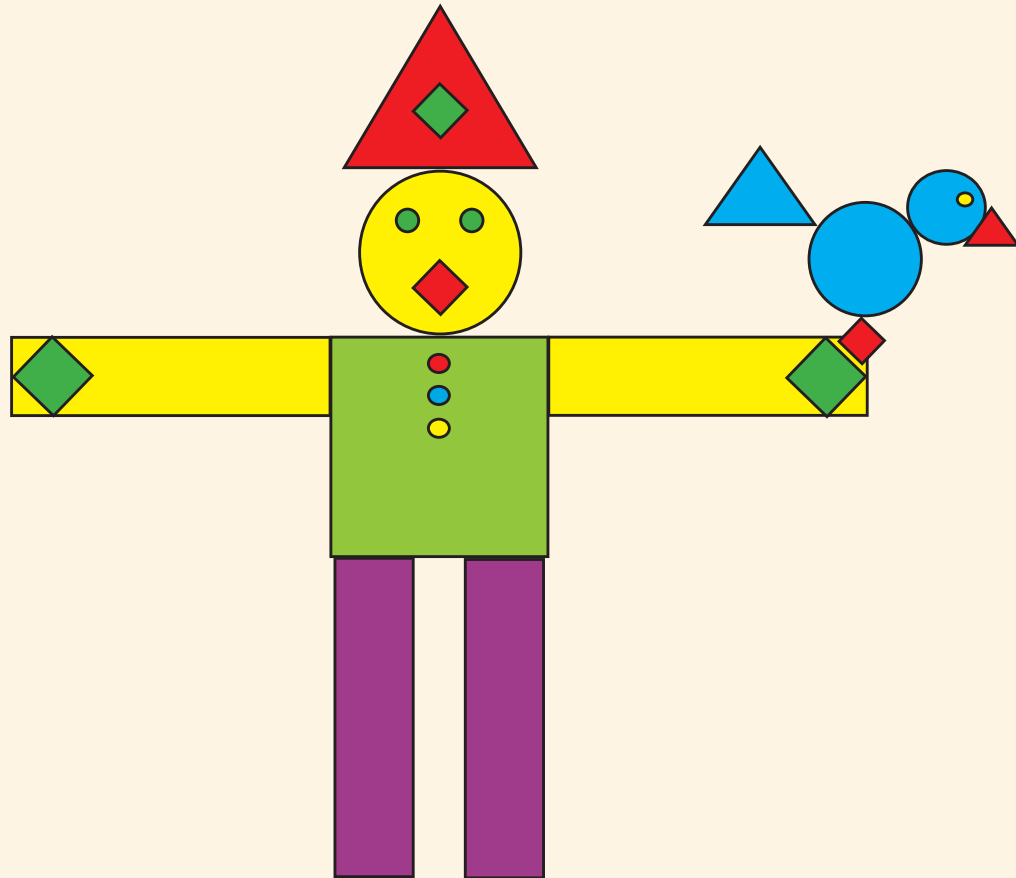
Ho na le dikadikwe tse kae moo?





Ho na le dikwere tse kae moo?

# Fumana dibopeho



Fumana dibopeho tse fapaneng o di bale.



	O fumana tekanyohohle tse kae?	
	O fumana didikadikwe tse kae?	
	O fumana kgutlotharo tse kae?	
	O fumana kgutlonnetsepa tse kae	



Teacher:  
Sign:  
Date:



Araba dipotso:

## Dihlopha tsa pedi ho fihla ho 10



O bona bana ba bakae?

O bona dipara tse kae tsa maoto?


Ngola palo bakeng sa dipara tsa maoto.

$$2 + 2 + 2 =$$




Taka sedikadikwe ho potoloha tse latelang ho etsa:

dihlopha tse 2 tsa 2



dihlopha tse 4 tsa 2






dihlopha tse 5 tsa 2



dihlopha tse 3 tsa 2



Ngola palo ya tse latelang:

$2 + 2 =$



Teacher:  
Sign:  
Date:





Phetapheto ya ho kopanya bo pedi ho fihla ho 10

Ho na le maoto a makae? Ngola palo ya oona.



$$2 + 2 + 2 = 6$$



$$\square + \square + \square = \square$$



$$\square + \square = \square$$



$$\square + \square + \square + \square = \square$$



Sebetsa palo mme o etse stshwantsho.

$2 + 2 = 4$

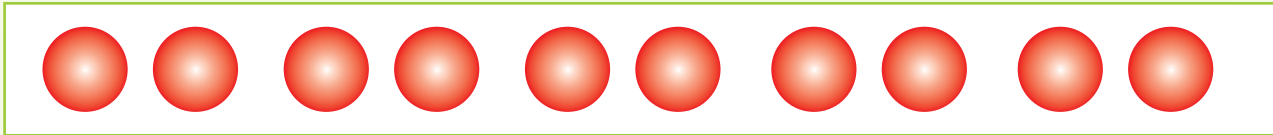
$2 + 2 + 2 = \square$
-----------------------

$2 + 2 + 2 + 2 = \square$
---------------------------


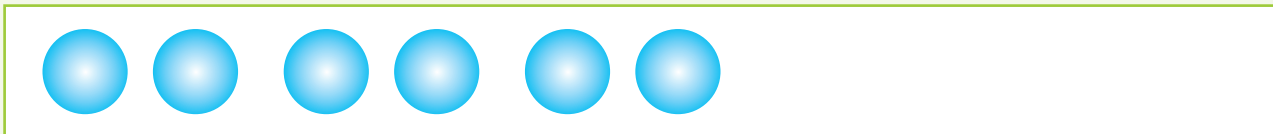

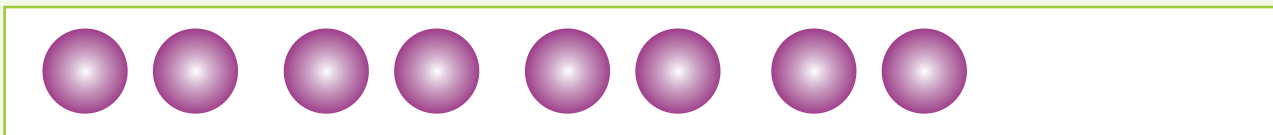


$2 + 2 + 2 + 2 + 2 = \square$
-------------------------------



Ngola palo ya:



$2 + 2 + 2 + 2 + 2 =$



Bala dipalo tsena ka bobedi mme o khalare bobedi bohle.

1	2	3	4	5	6	7	8	9	10
---	---	---	---	---	---	---	---	---	----



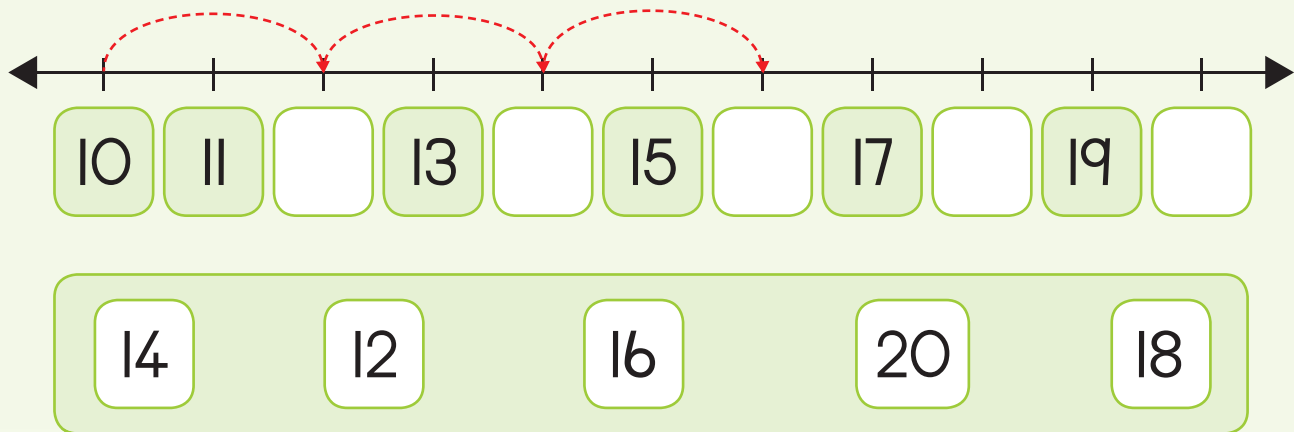
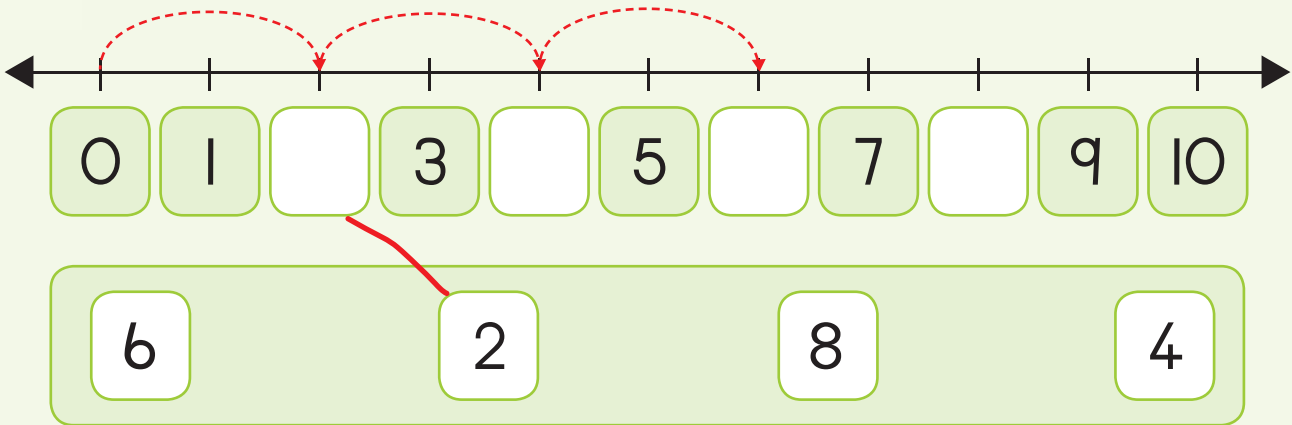
Teacher: \_\_\_\_\_  
 Sign: \_\_\_\_\_  
 Date: \_\_\_\_\_





## Dipaterone 2 ho isa ho 10

Taka mola ho nyalana le palo e siyo.  
Re o etseditse ya pela. Jwale qetellaho tlola dibaka tse pedi.



Qetella paterone ka hokhalara dinomoro.

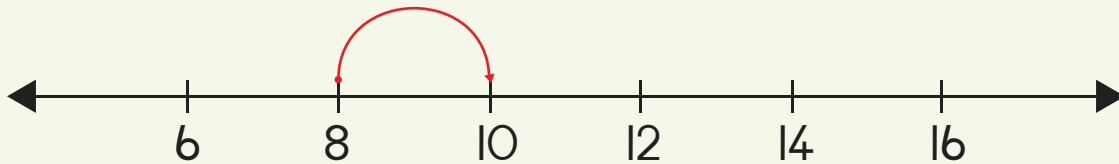
1	2	3	4	5	6	7	8	9	10
11	12	13	14	15	16	17	18	19	20






Taka ho tlolatlola ho bontsha tse latelang.


8      10      12      14



12      14      16      18



4      6      8      10



Teacher:  
Sign:  
Date:





# Dihlopha tsa bo tharo ho fihla ho 10

Araba dipotso.



O badile dipanana tse kae?


Hon a le dihlopha tse kae?

E ngole e le palopolelo.



Taka didikadikwe ho potoloha tse latelang ho etsa:

dihlopha tse 2 tsa bo 3



dihlopha tse 3 tsa bo 3






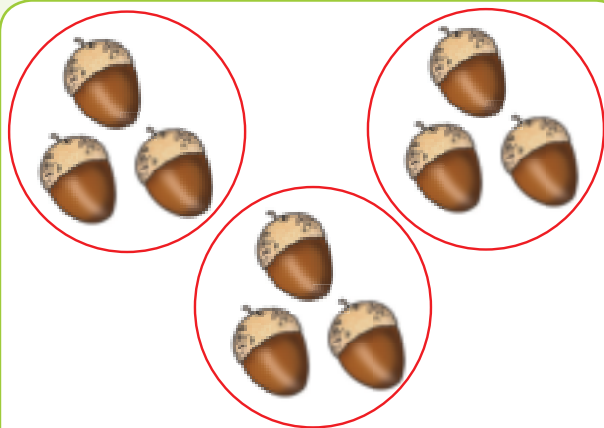

dihlopha tse 4 tsa bo 3



sehlopha se 1 sa bo 3



Ngola palopolelo ya tse latelang:



Taka dihlopha tse 2 tsa bo 3.



Teacher:  
Sign:  
Date:





Hona le mabidi a makae?

Phetapheto ya ho kopanya bo tharo ho fihla ho 10











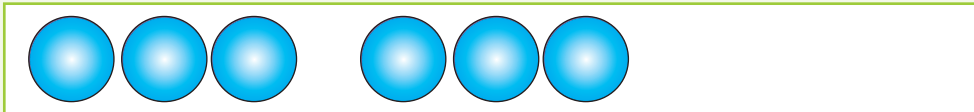
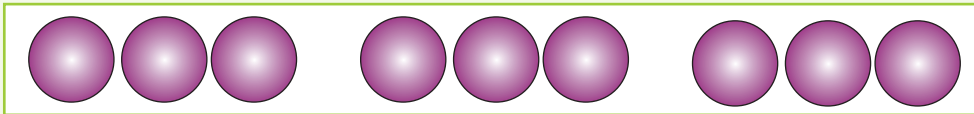
Taka dibopeho ho bontsha tse latelang.

$$3 + 3 = \square$$

$$3 + 3 + 3 = \square$$



Ngola palo ya:



Ke rekile dipalesa tse kae mmarakeng?



Palo.



Teacher:  
Sign:  
Date:



# Dihlopha tsa bo nne ho fihla ho 10



Bala dibopeho mme o ngolepalo.





Ke bone diphoofolo tse latelang serapeng a diphoofolo. Ke bone maoto a makae? Ngola palopolelo bakeng sa e nngwe le e nngwe.

$4 + 4 = 8$






Taka dibopeho ho potoloha tse latelang ho etsa:

dihlopha tse 2 tsa bo 4



sehlopha se 1 sa bo 4




dihlopha tse 2 tsa bo 4






sehlopha se 1 sa bo 4



Ngola palo bakeng sa se latelang:



$4 + 4 =$



Teacher:  
Sign:  
Date:




Ho phetapheta ho kopanya bonnye ho fihla ho 10


Ho na e maoto a makae? Ngola palo bakeng sa e nngwe le e nngwe.



$$\square + \square = \square$$



$$\square + \square = \square$$



$$\square + \square = \square$$



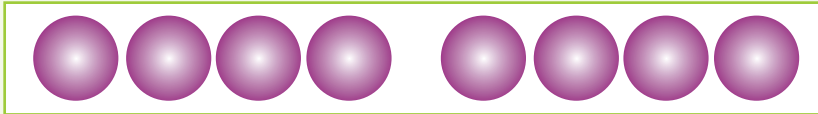


Taka dibopeho ho bontsha tse latelang.

$$\boxed{4} + \boxed{4} = \boxed{\phantom{00}}$$



Ngola palo ya:



Susan o bakile dikuku tse 4. Jane o bakile dikuku tse 4.  
Ke dikuku tse kae tseo ba di bakileng kaofela? Etsetsa karabo e nepahetseng sedikadikwe.



Palo.



Teacher: \_\_\_\_\_  
Sign: \_\_\_\_\_  
Date: \_\_\_\_\_





## Dihlopha tsa bo hlano ho fihla ho 10

Araba dipotso.



O bona menwana e mekae leotong ka leng?

Hona le menwana ya maoto e mekae kaofela?

E ngole e le palo.

$$5 + 5 =$$



Taka didikadikwe ho potoloha tse latelang ho etsa:

sehlopha se 1 sa bo 5



dihlopha tse 2 tsa bo 5








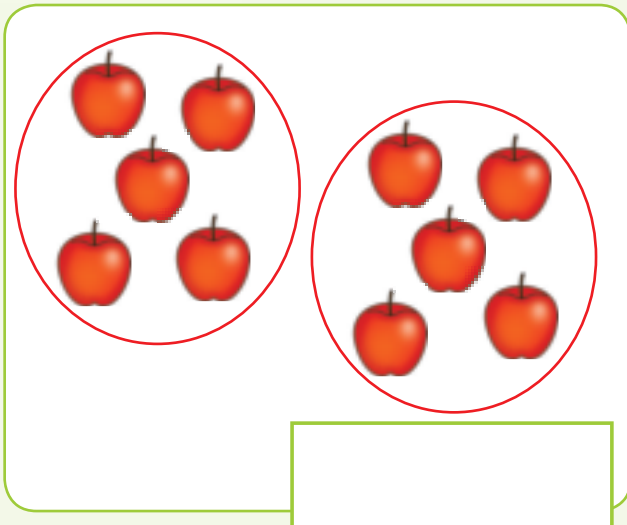
dihlopha tse 2 tsa bo 5



sehlopha se 1 sa bo 5



Ngola palo bakeng sat se latelang:





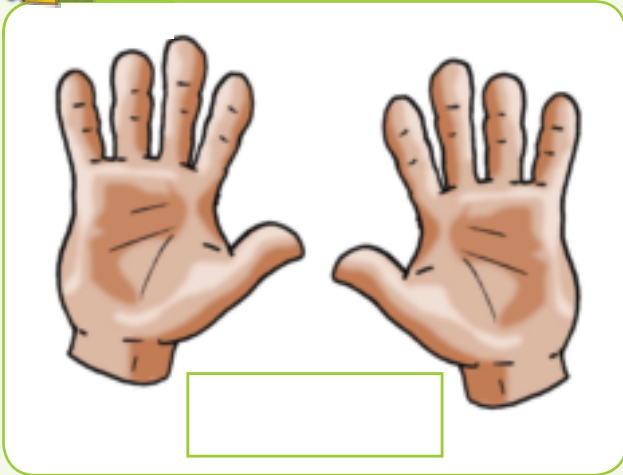
Teacher:  
Sign:  
Date:





Ho phetapheta ho kopanya bo hlano ho isa ho 10

Hona le menwana kapa menwana ya maoto e mekae?






Taka dibopeho ho bontsha tse latelang.

5 + 5 =



Ngola palo ya:



O na le menwana e mekae leotong le leng le le leng?

O na le menwana ya maoto e mekae kaofela?

Palo:



O na le menwana e mekae letsohong le le leng? O na le menwana e mekae kaofela?

Etsa setshwantsho.

Palo:



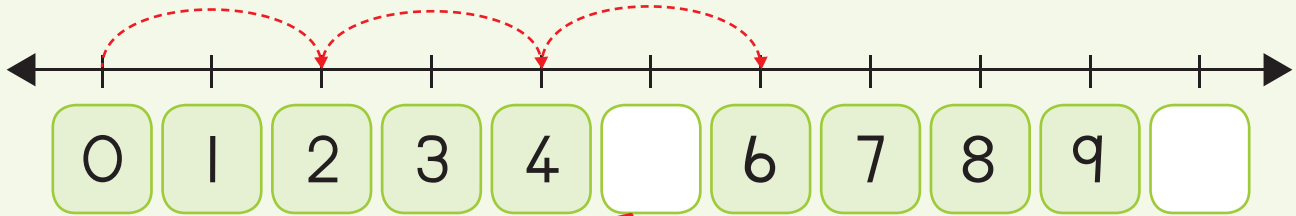
Teacher: \_\_\_\_\_  
Sign: \_\_\_\_\_  
Date: \_\_\_\_\_



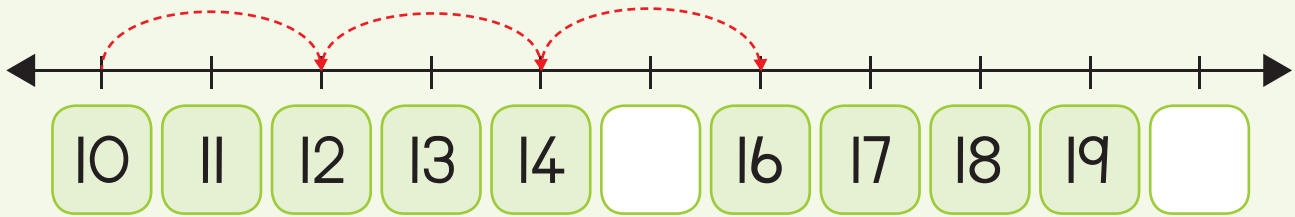


### Dipaterone tsa 5 ho isa ho 20

Seha mola ho nyalana le nomoro e siyo. Re o etseditse ya pele. Qetela ho motlolo ka ho tereisa hodima yona.



5	15	10	20
---	----	----	----



5	15	10	20
---	----	----	----



Qetella paterone ka ho khalara dinomoro.

1	2	3	4	5	6	7	8	9	10
11	12	13	14	15	16	17	18	19	20





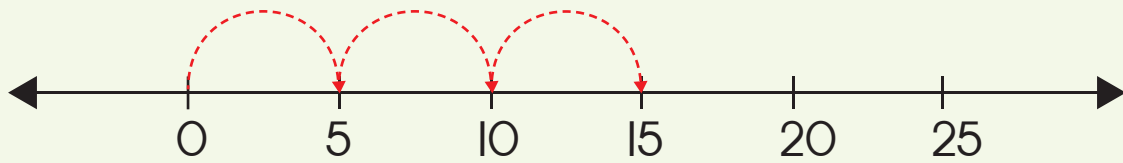
Taka metlolo ho bontsha tse latelang:

0

5

15

20

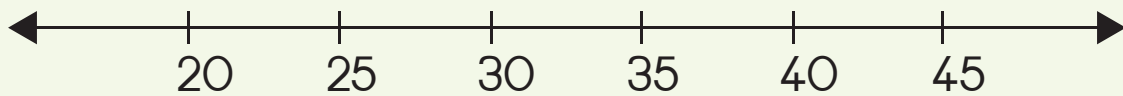


20

25

30

35

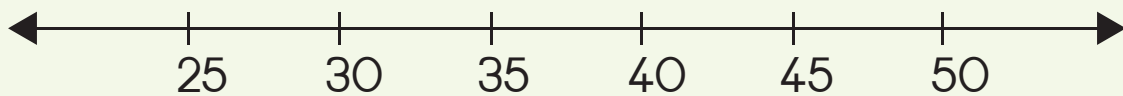


35

40

45

50



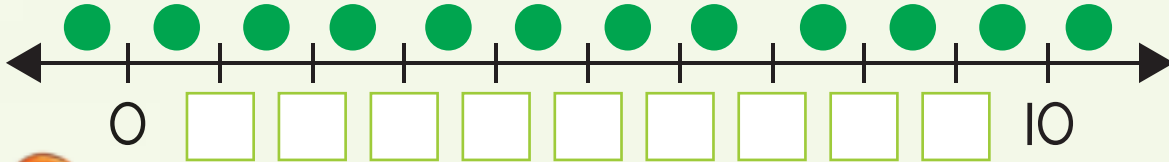
Teacher: \_\_\_\_\_  
Sign: \_\_\_\_\_  
Date: \_\_\_\_\_



# Dipaterone tsa bo leshome



Tlatsa dinomoro tse siyo.



Taka difaha tse 10 pakeng tsa kgefutso mme o nyalanye nomoro le boloko bo nepahetseng.




50 40 30 20



Qetella palomola ka ho kopa dinomoro tseo o di fuweng dibakeng tse nepahetseng.

50 30 10 0 50 20 40





Qetella boroto ya dinomoro ka ho sebedisa dinomoro tsa disehwa.

1	2	3	4	5	6	7	8	9	
11	12	13	14	15	16	17	18	19	
21	22	23	24	25	26	27	28	29	
31	32	33	34	35	36	37	38	39	
41	42	43	44	45	46	47	48	49	
51	52	53	54	55	56	57	58	59	
61	62	63	64	65	66	67	68	69	
71	72	73	74	75	76	77	78	79	
81	82	83	84	85	86	87	88	89	
91	92	93	94	95	96	97	98	99	

Sebedisa dinomoro tsa disehwa ho tswa kamorao bukeng.



20	40	10	60	90	80
50	30	100	70		



Teacher: \_\_\_\_\_  
Sign: \_\_\_\_\_  
Date: \_\_\_\_\_



60a

Kotara ya 2



Bapisa palo le tjhelete.

# Dinomoro le tjhelete

R100		
R20		
R10		
5 <sup>c</sup>		
R50		
50 <sup>c</sup>		
R5		
R1		



# Tjhelete

Etsa sedikadikwe ho potoloha tjhelete ya pampiri/tjhelete ya tshepe e nang le boleng bo hodimo.



R100

R50

R10



RI

R5

R10



RI

50c

5c



R20

R5

R10



Teacher:  
Sign:

Date:






## Dinomoro le tjhelete (e a tswella)

Etsetsa tsohle sedikadikwe:

5c ya tshepe



10c ya tshepe



20c ya tshepe



Etsetsa tsohle sedikadikwe:

R10 ya pampiri



Etsetsa tsohle sedikadikwe:

R20 ya pampiri





Etsetsa tjehelete ya tshepe yohle moleng e tlang ho etsa 20c sedikadikwe.




Etsetsa tjehelete ya pampiri yohle moleng e tlang ho etsa R20 sedikadikwe.




Teacher: \_\_\_\_\_  
 Sign: \_\_\_\_\_  
 Date: \_\_\_\_\_






## Tjhelete le tjhentjhe

Taka tjhelete ya tshepe e tlang ho o fa:

a.

10c



b.

20c

c.

15c





Kopanya tjhelete ya tshepe. Khalara karabo e nepahetseng.


	10c	15c	20c
	10c	15c	20c
	10c	15c	20c




Kena le tse latelang polokelong ya ka. Nka reka eng ka sona?  
Taka kapa o mamarisetse setshwantsho bolokong.

 R1

 R2

 R5

 R10



Teacher: \_\_\_\_\_  
Sign: \_\_\_\_\_  
Date: \_\_\_\_\_





# Haholwanyane ka tjelete le tjhentjhe




Tlosa 5c e le nngwe ya tshepe. O setse ka bokae?



5c



Ho setse bokae?

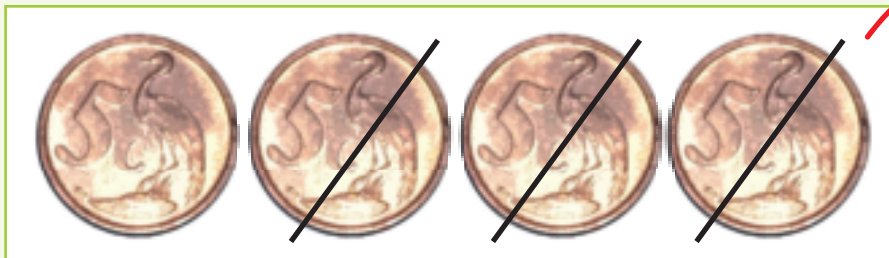





Ho setse bokae? Nyalanya tse latelang.




5c



20c



15c



10c



Teacher:

Sign:

Date:



11

12

13

14

15

16

17

18

19

20

133

### Sebopelo, tlwaelo le boemo

Fumana mme o etsetse sebopelo se nang le sebopelo le tlwaelo e tshwanang le ya sebopelo se lebokoseng la pele.






Etisa sedikadikwe ho potoloha karabo e nepahetseng.

1	2	3	4	5

Ke phoofolo efe e ka pele ho tlou?					
Ke phoofolo efe e ka morao ho ntja?					
Ke phoofolo efe e dipakeng tsa Qwaha le ntja?					
Haeba ntja e tsamaela pele e tla thula phoofolo efe?					
Haeba tlou e tshetjhehla morao e tla thula phoofolo efe?					
Ke phoofolo efe e mahareng a mola?					
Ke phoofolo efe eo e leng ya pele moleng ona?					
Ke phoofolo efe eo e leng ya ho qetela moleng ona?					


Teacher: \_\_\_\_\_  
 Day: \_\_\_\_\_  
 Date: \_\_\_\_\_

Dipaterone tsa sebopeho sa jeometeri

Katoloso ya dipaterone tsa sebopeho se seng hape.




Iketsetse paterone ya hao ka dibopeho tseo o di nehilweng.

Teacher: \_\_\_\_\_  
 Day: \_\_\_\_\_  
 Date: \_\_\_\_\_

### Dibopelho tsa 3D



Kgabisa dibopelho.

Kgabisa kgubedu.

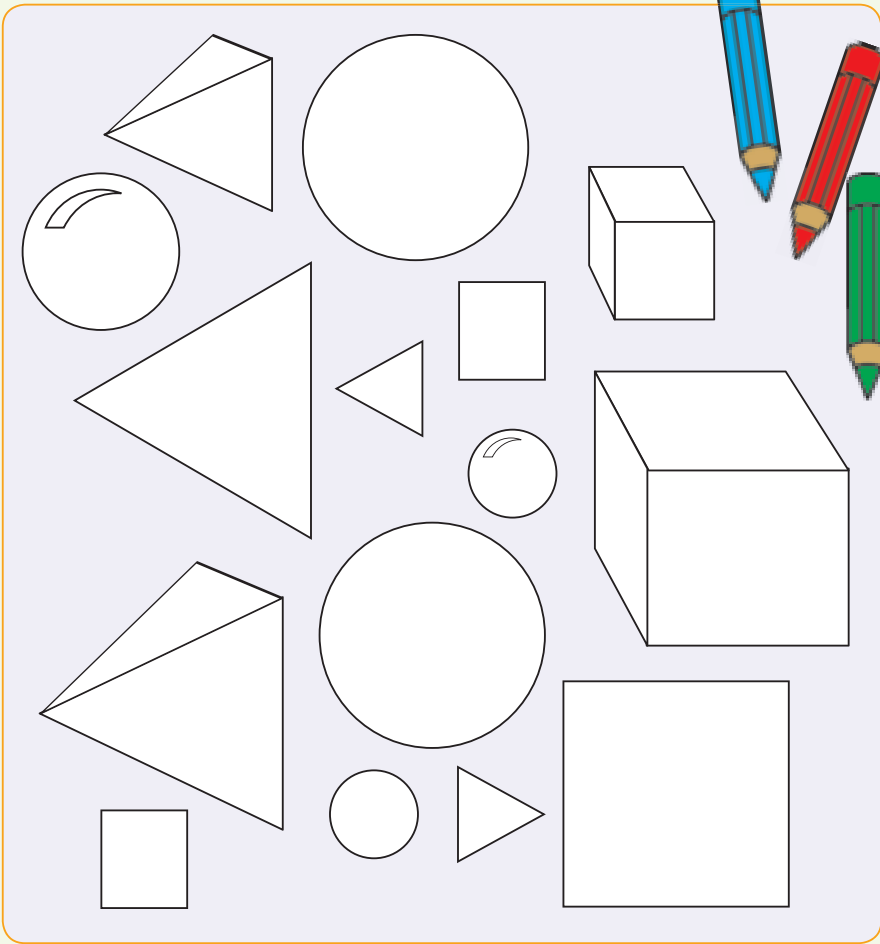
Kgabisa bolou.

Kgabisa botala.

Kgabisa tshela.

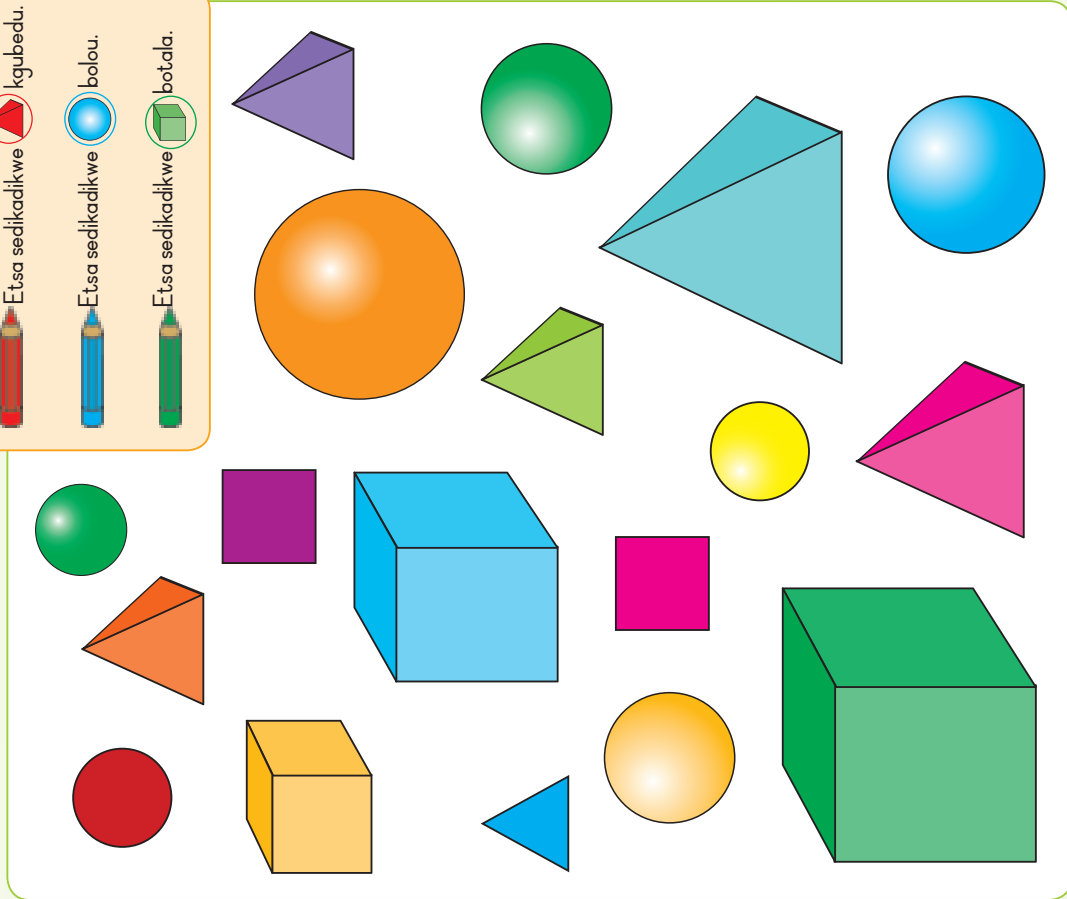
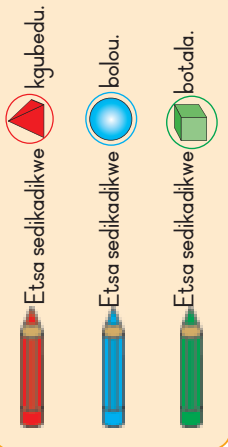
Kgabisa pherese.

Kgabisa mmala wa lamunu.




### Debopelho le dintso tse thata

Etsa sedikadikwe.








Teacher: \_\_\_\_\_  
Date: \_\_\_\_\_

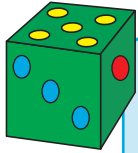


Shapes:

Cut out the shapes on the dotted lines. Now use them to do the worksheets in your book. Remember to keep them safe so that you can use them over and over again.

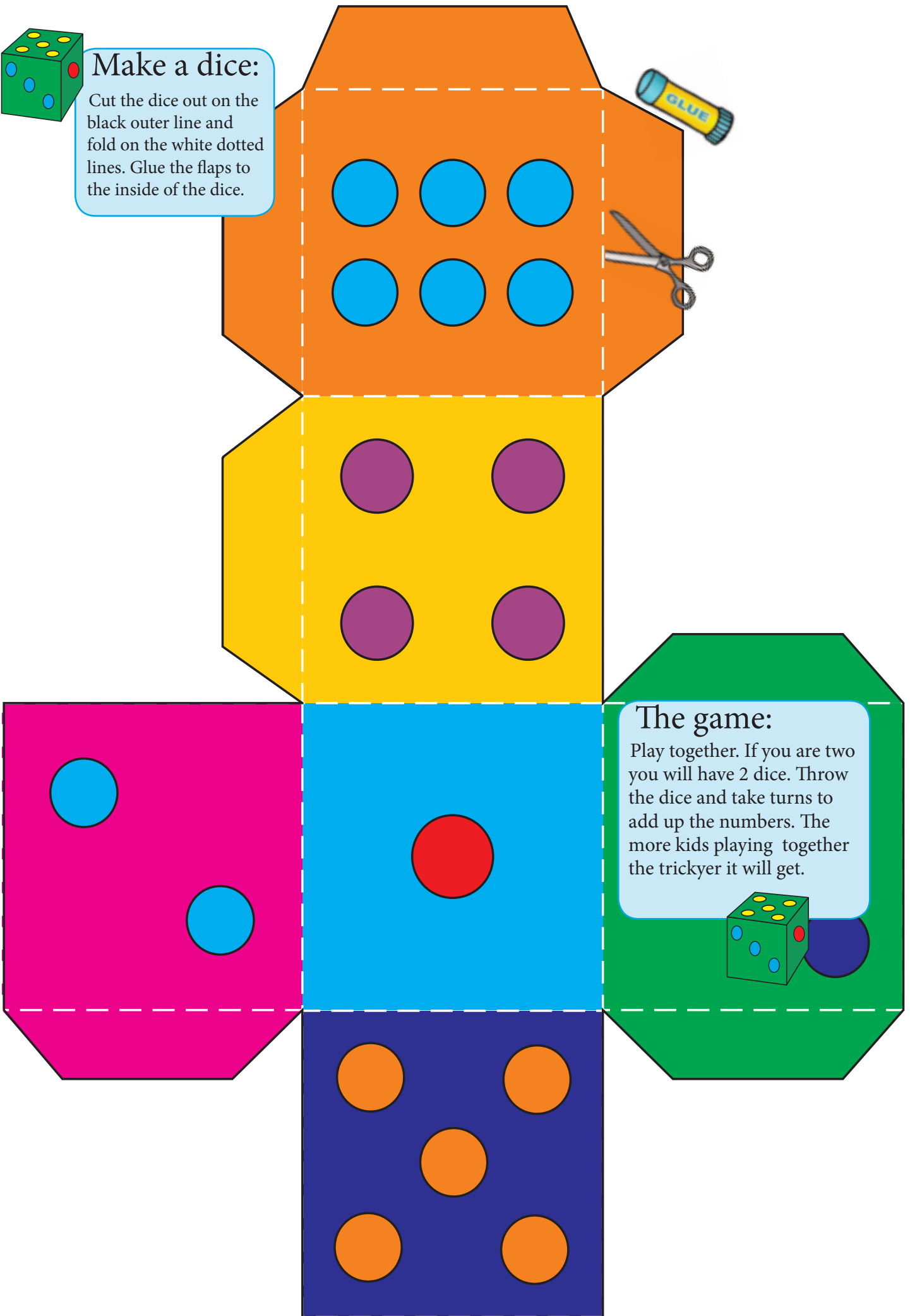







### Make a dice:

Cut the dice out on the black outer line and fold on the white dotted lines. Glue the flaps to the inside of the dice.



### The game:

Play together. If you are two you will have 2 dice. Throw the dice and take turns to add up the numbers. The more kids playing together the trickier it will get.



Use these cut outs numbers to complete the number board.



20      40

10      60

90      80

50      30

100      70