

Ku dyondza hi Vumbiwa ra Riphabiliki ra Afrika-Dzonga (1996)

Vumbiwa ra Afrika-Dzonga (1996) ri na milawu ya le henhla ya tiko. Milawu leyi yi le henhla ku tlula na puresidente, yi le henhla ku tlula tihuvo na ku tlula mfumo. Yi hlamusela ndlela leyi vanhu va tiko va faneleke ku khomana hiyona, timfanelo na vutihlamuleri bya vona eka vanhu van'wana. Vumbiwa ra Tiko ri kona leswaku ri kota ku sirhelela hinkwerhu ka hina sweswi na vana va hina eka minkarhi leyi taka.

Lemuka matimu ya hina.

Hi nga vuyeleli swihoxo swa nkarhi lowu nga hundza.

Vumbiwa ra hina ri hi pfuna ku anaka nya no aka vumundzu ku byo antswa bya vanhu hink wavo.

Hina, vanhu va Afrika-Dzonga,

Hi lemuka ku kala vululami ka nkarhi lowu hundzeke evuton'wini bya hina;

Hi xixima lava va xanisekeke hikwalaho ko hisekela vululami na ntshunxeko etikweni rerhu;

Hi hlonipha lava va tirheke ku aka no hluvukisa tiko ra hina; naswona

Hi tshemba leswaku Afrika-Dzonga i ra hinkwavo lava tshamaka eka rona, hi hlanganile hi ku hambana-hambana ka hina.

Kutani, hi ku tirhisa vayimeri va hina lava hi tihlawuleleke vona hi ntshunxekile, hi amukela Vumbiwa leri tanihi nawu lowu kulukumba wa Riphabliki ku endlela—

Ku lulamisa ku hambanisiwa ka nkarhi lowu hundzeke no vumba rixaka leri simekiweke ehenhla ka masungulo ya swipimelo swa xidemokhirasi, vululami exikarhi ka vanhu na timfanelo ta ximunhu ta masungulo;

Ku simeka masungulo ya rixaka ra xidemokhirasi leri vekaka swilo erivaleni laha eka rona mfumo wu simekiweke ehenhla ka ku navela ka vanhu naswona vaaka-tiko hinkwavo va sirheleriwile hi ku ringana hi nawu;

Ku antswisa xiyimo xa vutomi bya vaaka-tiko hinkwavo no humesela erivaleni vsuwikoti bya munhu un'wana na un'wana na;

Ku aka Afrika-Dzonga leri vumbaneke ra xidemokhirasi leri ri kotaka ku teka vutshamo bya rona lebyi faneleke tanihi tiko leri tiyimeleke endyangwini wa tinxaka.

Lava timfanelo ta wena tanihi Muafrika-Dzonga u tlhela u va na vutihlamule ri byo sirhelela timfanelo ta vanhu van'wana.

Tiva Nawumbisi wa timfanelo ta wena & Nawumbisi wa Vutihlamule ri.

Xikwembu a xi sirhelele vanhu va hina.

Nkosi Sikelel' iAfrika. Morena boloka setjhaba sa heso.

God seën Suid-Afrika. God bless South Africa.

Mudzimu fhatutshedza Afurika. Hosi katekisa Afrika.



**MATHEMATICS IN XITSONGA
GRADE 1 – BOOK 1
TERMS 1 & 2**

ISBN 978-1-920458-92-8

THIS BOOK MAY NOT BE SOLD.

14th Edition



MATEMATIKI HI XITSONGA – Giredi ya 1 | Buku ya 1

ISBN 978-1-920458-92-8

Leyi pfuxetiweke hi xiCAPS



Giredi ya

Vito:

Tlilasi:

MATEMATIKI HI XITSONGA



basic education

Department:
Basic Education
REPUBLIC OF SOUTH AFRICA

Buku ya 1
Tikotara ta
1 na 2

Leswi nga endzeni

| Nomboro | Nhlokomhaka | Pheji | Nomboro | Nhlokomhaka | Pheji |
|---------|--|-------|---------|---|-------|
| 1 | Mpfluxeto: Ku landzelerisa no yelanisa | 2 | 33 | Ntsevu | 70 |
| 2 | Ku hlawula mihlovo | 4 | 34 | Nkombo | 72 |
| 3 | Mpfluxeto: Mihlovo na tipatironi | 6 | 35 | Nhungu | 74 |
| 4 | Mpfluxeto: Ku hlawula no yelanisa swivumbeko | 8 | 36 | Kaye | 76 |
| 5 | Mpfluxeto: Lava u tlhela u hlayela | 10 | 37 | Ku tala na ku va hava nchumu | 78 |
| 6 | Mpfluxeto: Swiyimo | 12 | 38 | Khume | 80 |
| 7 | Mpfluxeto: Nkarhi | 14 | 39 | Tinomboro ta 1 ku fika eka 10 | 82 |
| 8 | Mpfluxeto: Swivumbeko, tisayizi na mihlovo | 16 | 40 | Vundzeni | 84 |
| 9 | N'we | 18 | 41 | Tinomboro ta 1 ku fika eka 10 | 86 |
| 10 | Mbirhi | 20 | 42 | Ku tala, ku ringana na hansa ka | 88 |
| 11 | Nharhu | 22 | 43 | Ku hlanganisa malekere | 90 |
| 12a | Ku leha na xiyimo | 24 | 44 | Ku hlengelela na ku lulamisa | 92 |
| 12b | Ku leha na ku koma | 26 | 45 | Ku hlanganisa ku fika eka 10: ku hlayela u ya emahlweni | 94 |
| 13 | Ringanisa tinomboro ta 1-3 | 28 | 46 | Ku hlanganisa: ku aka no tlhantlha ku fika eka 10 | 96 |
| 14 | Mune | 30 | 47 | Ku andzisa kambirhi na ku hafula | 98 |
| 15 | Ku hlanganisa no susa ku fika eka 4 | 32 | 48a | Swivumbeko | 100 |
| 16 | Nkarhi | 34 | 48b | Swivumbeko swin'wana swa 2 wa mathelo | 102 |
| 17 | Ntlhanu | 36 | 49 | Mintlawa ya mbirhi ku fika eka 10 | 104 |
| 18 | Pfluxeta tinomboro ta 1 ku fika eka 5 | 38 | 50 | Ku hlanganisa loku vuyeleriweke ka vumbirhi ku fika eka 10 | 106 |
| 19 | Hlanganisa ku fika eka 5 | 40 | 51 | Tipatironi ta 2 ku fika eka 20 | 108 |
| 20 | Susa ku suka eka 5 u tlhela u hlanganisa ku fika eka 5 | 42 | 52 | Mintlawa ya nharhu ku fika eka 10 | 110 |
| 21 | Hlanganisa no susa ku fika eka 5 | 44 | 53 | Ku hlanganisa loku vuyeleriweke ka vunharhu ku fika eka khume | 112 |
| 22 | Ku hlanganisa na ku susa 1 ku fika eka 5 | 46 | 54 | Mintlawa ya mune ku fika eka khume | 114 |
| 23 | Tibolo na mabokisi | 48 | 55 | Ku hlanganisa loku vuyeleriweke ka vumune ku fika eka khume | 116 |
| 24a | Ximatsi na xinene | 50 | 56 | Mintlawa ya ntlhanu ku fika eka khume | 118 |
| 24b | Mathelo | 52 | 57 | Ku hlanganisa loku vuyeleriweke ka vuntlhanu ku fika eka 10 | 120 |
| 25 | Ku aka no tlhantlha tinomboro | 54 | 58 | Tipatironi ta ntlhanu ku fika eka 20 | 122 |
| 26 | Ku hlanganisa tinomboro to vuyeleriwa kambirhi | 56 | 59 | Tipatironi ta khume | 124 |
| 27 | Lexikulu na lexitsongo | 58 | 60a | Tinomboro na mali | 126 |
| 28 | Hlawula swilo | 60 | 60b | Tinomboro na mali (Swi yisiwa emahlweni) | 128 |
| 29 | A hi avelane hi ku ringana | 62 | 61 | Mali na cinci | 130 |
| 30 | Ku avelana hi ku ringana | 64 | 62 | Mali yo tala na cinci | 132 |
| 31 | Ku aka swilo | 66 | 63 | Xivumbeko, tlhelo na xiyimo | 134 |
| 32 | Ku vula nkarhi | 68 | 64a | Tipatironi ta swivumbeko swa jometiri | 136 |
| | | | 64b | Swivumbeko swa mathelo ma2 na minchumu ya mathelo ma3 | 138 |



Manana Angie Motshekga,
Holobye wa Dyondzo ya
Masungulo



Dkd. Reginah Mhaule,
Xandla xa Holobye wa
Dyondzo ya Masungulo

Tibuku leti to tirhela ti endleriwe vana va Afrika-Dzonga ehansi ka vurhangeri bya Holobye wa Dyondzo ya Masungulo, Manana Angie Motshekga, na Xandla xa Holobye wa Dyondzo ya Masungulo, Dkd. Reginah Mhaule.

Tibuku to tirhela ta Rainbow ti vumba xiyenge xin'wana xa ntlawa wa migingiriko ya Ndzawulo ya Dyondzo ya Masungulo leyi kongomisiweke eka ku antswisa matirhelo ya vadyondzi va Afrika-Dzonga eka tigiredi ta ntsevu to sungula. Tanihi xin'wana xa swilo leswi nga swirhangana eka nkunguhato wa matirhelo ya mfumo, phurojeke leyi yi humelerile hi ku seketeriwa hi timali hi Nkwama wa Timali ta Tiko. Leswi swi endlile leswaku Ndzawulo yi swi kota ku endla leswaku tibuku leti to tirhela, ti kumeka hi tindzimi hinkwato ta ximfumo handle ko hakeleriwa.

Hi tshemba leswaku tibuku leti ti ta pfuna vadyondzisi eka migingiriko ya vona yo dyondzisa ya masiku hinkwawo no tiyisisa leswaku vadyondzi va vona va kota ku heta kharikhulamu. Hi tiyisisa leswaku hi letela mudyondzisi eka nghingiriko wun'wana na wun'wana hi ku katsa mifungo leyi kombisaka leswi mudyondzi a faneleke ku endla swona.

Hi ni ntshembo wa leswaku vana va ta tiphina no tsakela ku tirha migingiriko leyi nga ebukwini loko va ri karhi va ya emahlweni no dyondza, na leswaku wena, mudyondzisi, u ta tsaka swin'we na vona.

Hi mi navelela ku humelela, wena na vadyondzi va wena eku tirhiseni tibuku leti to tirhela.



Giredi
ya



M a t e m a t i k i

HI XITSONGA


XITSONGA

Buku ya



Buku leyi i ya:

20 21 22 23 24 25 26 27 28 29 30 31 32 33 34 35 36 37 38 39




Mpfuxeto: Ku landzelerisa no yelanisa

Pfuna nhwanyana ku kuma switlangiso swa yena.

SUNGULA


HETA





Ku yelanisa

Lava xifaniso lexi fanaka na lexi nga ebokisini ro sungula.









Teacher:
Sign:
Date:



Ku hlawula mihlovo



Veka swivumbeko ku ya hi mihlovo ya swona emabokisini.
 Rixaxa rin'wana na rin'wana ri fanele ku va na muhlovo wa xivumbeko xo sungula.
 Hi ku endlerile xivumbeko xo tshwuka tanihi xikombiso.
 Boxa muhlovo wa leswi nga xivumbeko xin'wana na xin'wana.
 Tirhisa switsemiwa emakumu ka buku.

| | | |
|---|--|---|
|  |  |  |
|  | | |
|  | | |
|  | | |






Tipatironi



Landzelerisa mintila ya mathonsi ku hetisa patironi ya nkavangaheti.



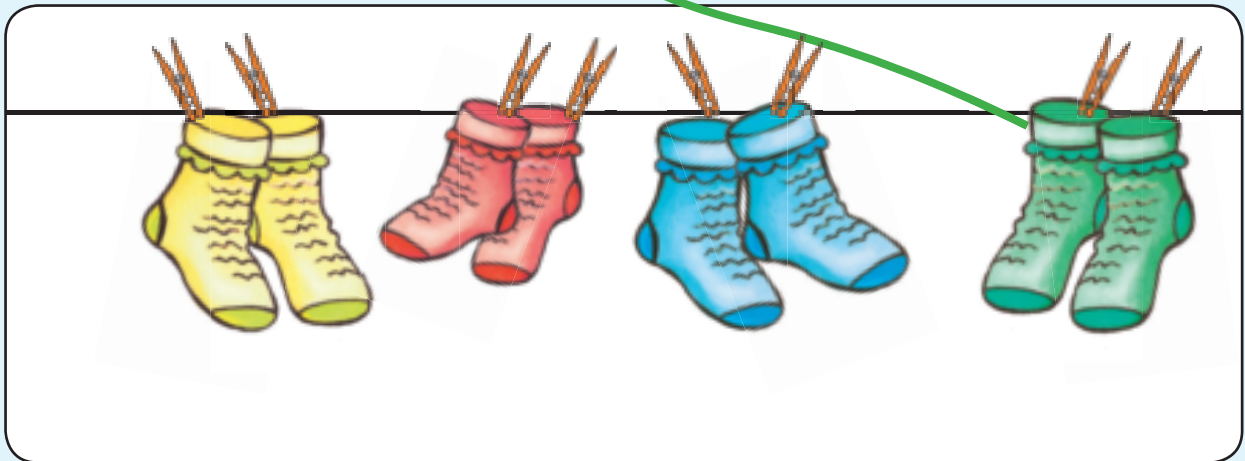

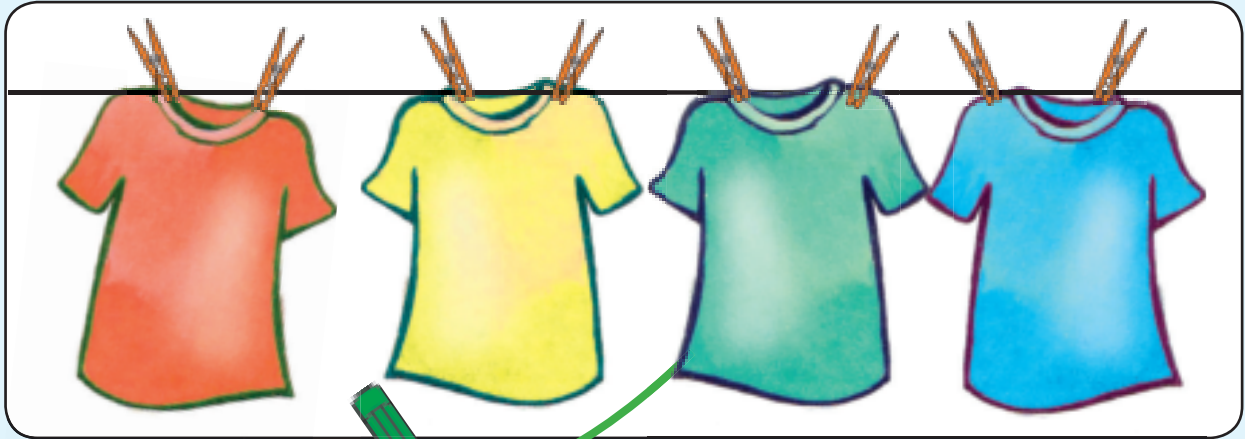
Teacher:
Sign:
Date:





Mpfluxeto: Mihlovo na tipatironi

Dirowa ntila ku yelanisa mpahla ya muhlovo wun'we.





Rhanga hi ku landzelerisa tipatironi ta mitila leyi tsemekaka hi rintiho ra wena kutani u tirhisa khirayoni kumbe penisele ya wena. Endzhaku kopunula tipatironi letitsongo leti sunguriweke eximatsini. Patironi yo sungula hi yona yi nga ta ku letela nkarhi hinkwawo.









Teacher:
Sign:
Date:





Mpfuxeto: Ku hlawula no yelanisa swivumbeko



Lava swirhendzevutana leswi tsemiweke emakumu ka buku kutani u swi nghanisa eswivandleni leswi.

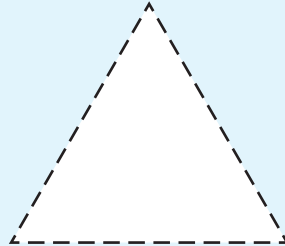
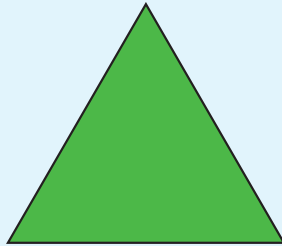


Lava swikwere leswi tsemiweke kutani u swi nghanisa eswivandleni leswi.









Lava tiyinlanharhu
leti tsemiweke kutani u
ti nghanisa eswivandleni
leswi.



Lava tiyinhlamune leti
tsemiweke kutani u ti
nghanisa eswivandleni leswi.



Teacher:
Sign:
Date:






Mpfluxeto: Lava u tlhela u hlayela

Languta swifaniso leswi swa swifuwo.

Kutani hlayela nhlayo ya rixaka rin'wana na rin'wana ra xifuwo kutani u dirowa nhlayo yo ringana ya tidoto eka buloko leji faneleke eka pheji leji landzelaka. Hi ku endlerile ya swimanga.






Teacher:
Sign:
Date:




Mpfluxeto: Swiyimo




Tsala xirhendzevutana eka xiharhi lexi nga erixaxeni ku kombeta leswaku xi le ka xiyimo lexi fanaka na xa buloko leyi khalaria weke hi rihlaza erixaxeni. Hi ku endlele xo sungula leswaku u kota ku swi vona.





Bana xirhendzevutana eka xiharhi lexi nga eka xiyimo lexi eka rixaxa leri nga laha hansi.



Bana xirhendzevutana eka xiharhi lexi nga eka xiyimo lexi eka rixaxa leri nga laha hansi.







Bana xirhendzevutana eka xiharhi lexi nga eka xiyimo lexi eka rixaxa leri nga laha hansi.





Rhanga hi ku landzelerisa tipatironi hi rintihlo ra wena kutani u tirhisa khirayoni kumbe penisele ya wena. Patironi yo sungula erixaxeni hi yona yi nga ta ku letela nkarhi hinkwawo.



Teacher:
Sign:
Date:





Mpfuxeto: Nkarhi

Languta swifaniso kutani u vula leswaku hi xihile lexi tekaka nkarhi wo leha (✓) na lexi tekaka nkarhi lowutsongo (*). Gwajula (✓) lexi tekaka nkarhi wo leha. Bana xihambano (*) eka lexi tekaka nkarhi lowutsongo.



Ku ya exikolweni
hi milenge.



Ku ya
exikolweni hi movha.



Ku endla
sangweji.



Ku baka khekhe.



Ku tirha
exikolweni.



Ku tlanga bolo
ya milenge.






Ku penda yindlu.



Ku penda
xifaniso.



Rhanga hi ku landzelerisa tipatironi hi rintiho ra wena kutani u tirhisa khirayoni kumbe penisele. Patironi yo sungula erixaxeni hi yona yi nga ta ku letela nkarhi hinkwawo.




Teacher:
Sign:
Date:



Mpfuxeto: Swivumbeko, tisayizi na mihlovo


Tsala xirhendzevutana eka xifaniso xin'wana na xin'wana lexi nga xikulu.





Ku hlayela

Bana xirhendzevutana eka swilo swa muhlovo wa pende leji nga ebokisini ro sungula.



Teacher:
Sign:
Date:



q

Kotara ya l



N'we

Hlayela swilo leswi nga exifanisweni. Landzelerisa vito ra nomboro.




nyoxi yin'we
nhwanyana un'we
yindlu yin'we
bolo yin'we



Landzelerisa nomboro.



Yelanisa swifaniso.

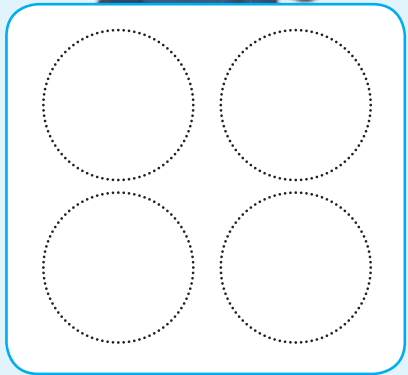
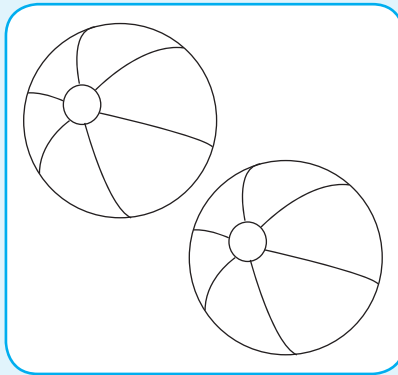



1 2 3 4 5 6 7 8 9 10

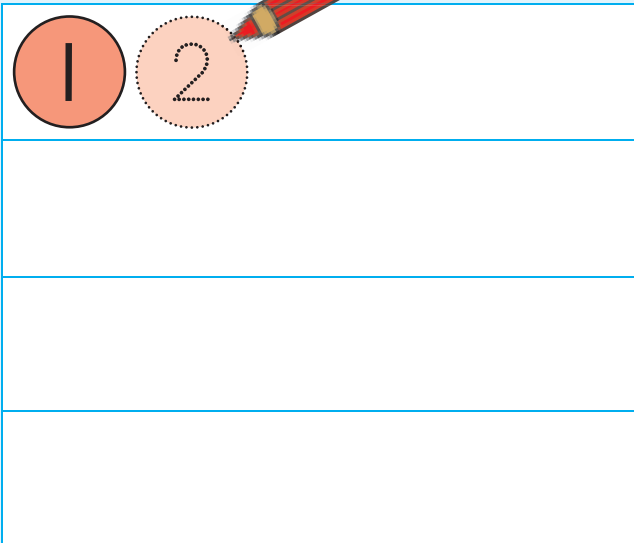
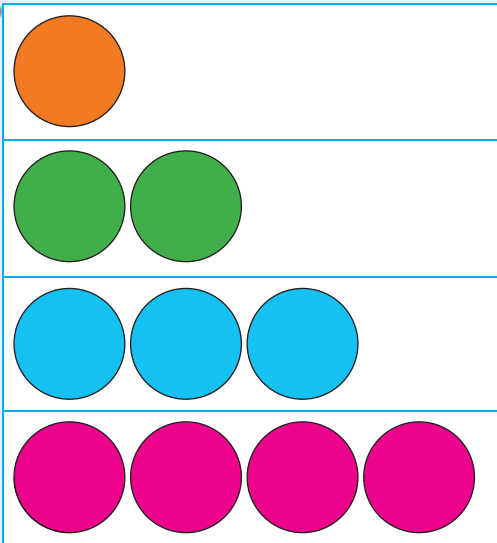





Khalara l eka buloko yin'wana na yin'wana.



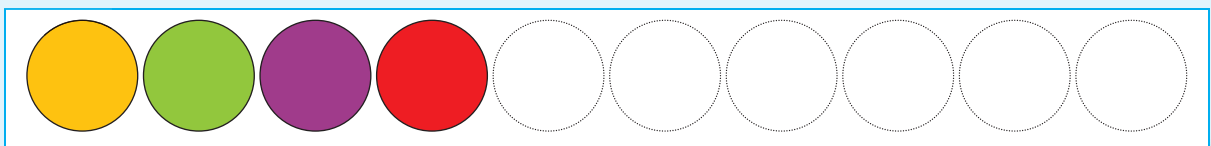
Kopunula u tlhela u dirowa l yin'wana.



Titolovete ku tsala nomboro.



Khalara swirhendzevutana loko u ri karhi u hlayela.



Teacher:
Sign:
Date:




Mbirhi



Hlayela swilo leswi nga exifanisweni. Landzelerisa vito ra nomboro.

Mirhi mimbirhi
 Vafana vambirhi
 Tikhayiti timbirhi
 Timbyana timbirhi



Landzelerisa nomboro.



Yelanisa swifaniso.

Tracing practice for the number 2. It features a red pencil icon at the top left. The first row shows a solid red '2' followed by two dotted '2's. Below this are five rows, each containing three dotted '2's for tracing.


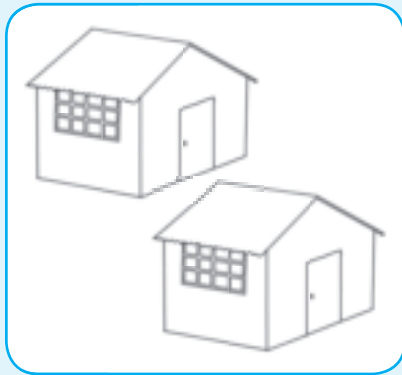
Counting practice for the number 2. It consists of five boxes arranged vertically. The first box contains two green squares. The second box contains two cardboard boxes. The third box contains two wrapped gifts. The fourth box contains two cardboard boxes. The fifth box contains two dotted '2's.

Counting practice for the number 2. It consists of five boxes arranged vertically. The first box contains one dotted '2'. The second box contains two wrapped gifts. The third box contains two cardboard boxes. The fourth box contains two wrapped gifts. The fifth box contains two green squares.







Khalara 2 eka buloko yin'wana na yin'wana.




Kopunula u tlhela u dirowa 2 tin'wana.




Titolovete ku tsala nomboro.



mbirhi




Khalara swikwere loko u ri karhi u hlayela.



Teacher:
Sign:
Date:





Nharhu





Hlayela swilo leswi nga exifanisweni. Landzelerisa vito ra nomboro.

Masekwa manharhu

Tihumba tinharhu

Swiluva swinharhu

Swivungu swinharhu



Landzelerisa nomboro.



Yelanisa swifaniso.

Tracing practice for the number 3. It features a red pencil pointing to a solid red number 3, followed by two columns of dotted number 3s for tracing.

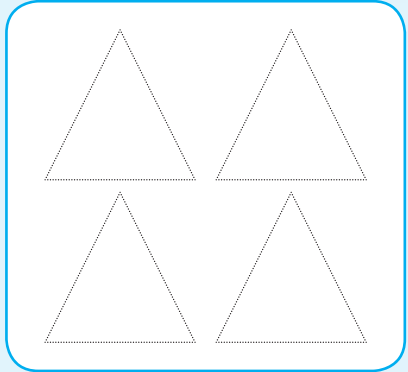

Grouping activity for the number 3. It consists of five boxes: the first contains three triangles (orange, yellow, pink); the second contains three candies; the third contains three ice cream cones; and the fourth contains a dotted number 3 for tracing.

Grouping activity for the number 3. It consists of five boxes: the first contains a dotted number 3 for tracing; the second contains three ice cream cones; the third contains three triangles (orange, yellow, pink); and the fourth contains three candies.

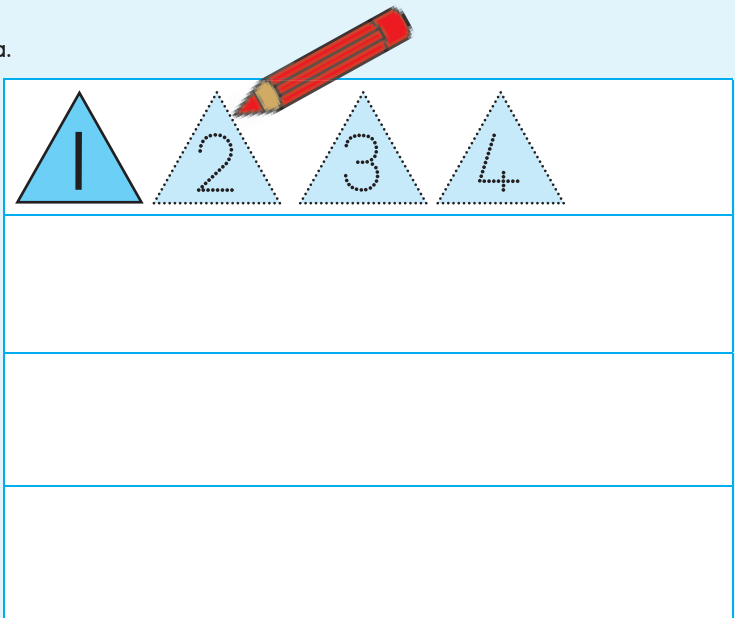
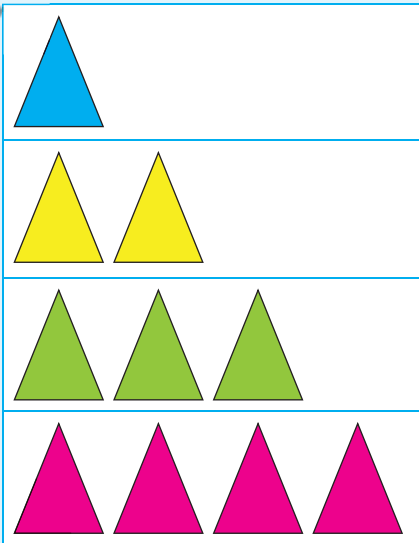




Khalara 3 eka buloko yin'wana na yin'wana.



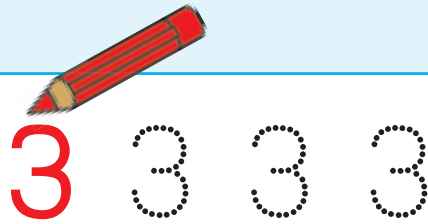
Kopunula u tlhela u dirowa 3 tin'wana.



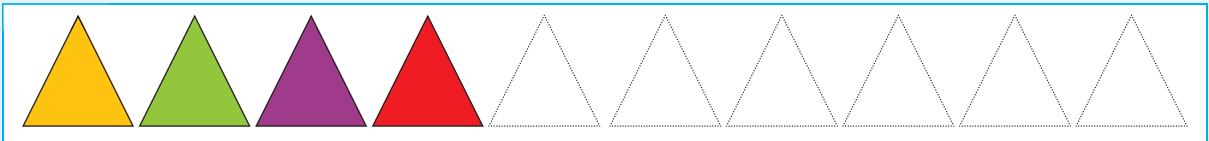
Titolovete ku tsala nomboro.



nharhu



Khalara tiyinhlanharhu loko u ri karhi u hlayela.





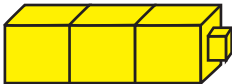
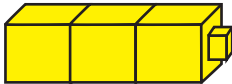


Teacher:
Sign:
Date:



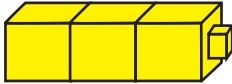


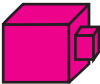

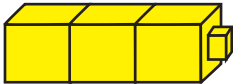
Ku leha na xiyimo



Gwajula (✓) xitimela xo koma swinene.

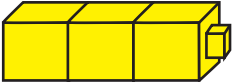


| | | |
|---|--|---|
|  <input type="checkbox"/> |  <input type="checkbox"/> |  <input type="checkbox"/> |
|  <input type="checkbox"/> |  <input type="checkbox"/> |  <input type="checkbox"/> |

Gwajula (✓) xitimela xo leha swinene.

| | | |
|---|--|---|
|  <input type="checkbox"/> |  <input type="checkbox"/> |  <input type="checkbox"/> |
|  <input type="checkbox"/> |  <input type="checkbox"/> |  <input type="checkbox"/> |

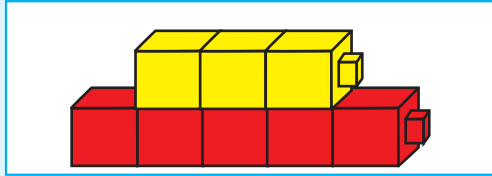


Dirowa xitimela xo lehanyana.

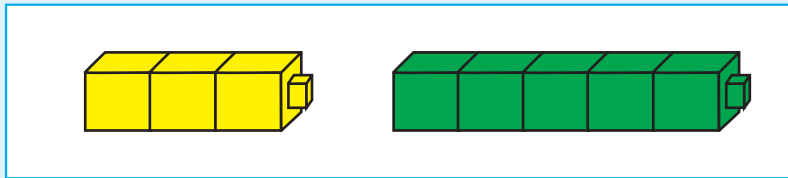
| | |
|---|---|
|  |  |
|  | |



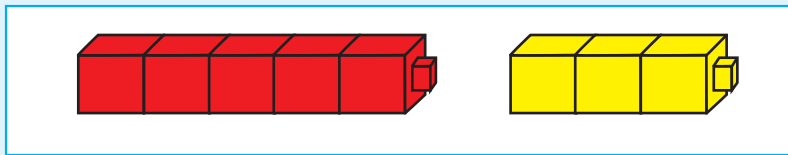
Khalara rito leri faneleke. Xitimela xo koma xi le:



mahlweni henhla ndzhaku



mahlweni henhla ndzhaku

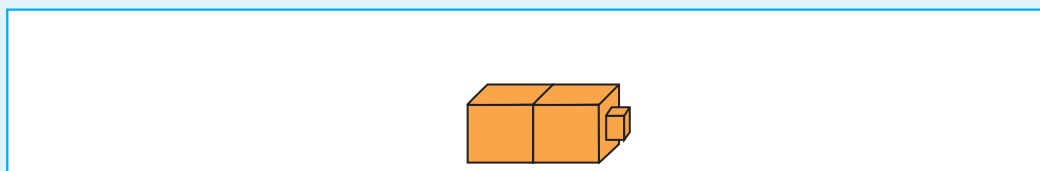


mahlweni henhla ndzhaku




Dirowa xitimela xo leha.

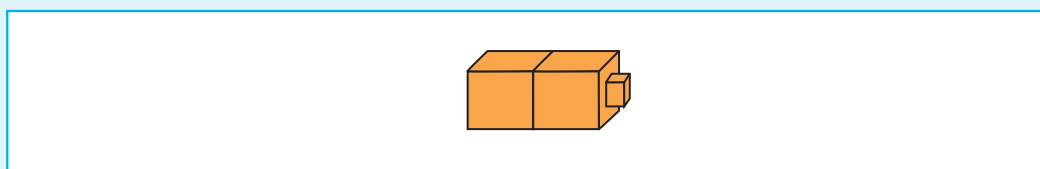
ehenhla



ekusuhi na



emahlweni



Teacher:
Sign:
Date:





I2b

Kotara ya I

Ku leha na ku koma



Khalara nhlamulo leji faneleke.



| | |
|------|------|
| koma | leha |
|------|------|





Gwajula nhlamulo leji faneleke.

Gwajula buloko yo leha swinene.

| | | |
|---|---|---|
| <p>4 3 2 1</p> <p>2</p> <p>1</p> <p><input type="checkbox"/> <input type="checkbox"/></p> | <p>3 2 1</p> <p>4 3 2 1</p> <p>1</p> <p><input type="checkbox"/> <input type="checkbox"/></p> | <p>2</p> <p>3 2 1</p> <p>1</p> <p><input type="checkbox"/> <input type="checkbox"/></p> |
|---|---|---|

Gwajula penisele yo koma swinene.


| | | |
|--|--|--|
| <p><input type="checkbox"/> <input type="checkbox"/></p> | <p><input type="checkbox"/> <input type="checkbox"/></p> | <p><input type="checkbox"/> <input type="checkbox"/></p> |
|--|--|--|

Gwajula khirayoni yo bumbula.

| | | |
|--|--|--|
| <p><input type="checkbox"/> <input type="checkbox"/></p> | <p><input type="checkbox"/> <input type="checkbox"/></p> | <p><input type="checkbox"/> <input type="checkbox"/></p> |
|--|--|--|



Dirowa: Muako wun'we lowu nga komanyana na wun'we lowu nga lehanyana ku tlula lowu nga laha hansi.



Dirowa nambu wun'we lowu nga anamanyana na wun'we lowu nga khumanyana ku tlula lowu nga exifanisweni.















Teacher:
Sign:
Date:



Ringanisa tinomboro ta 1-3















Gwajula tibuloko leti nga na nhlayo leyi ringanaka ya swilo.

| | | | |
|---|---|--|---|
|  <input type="checkbox"/> |  <input type="checkbox"/> |  <input type="checkbox"/> |  <input type="checkbox"/> |
|  <input type="checkbox"/> |  <input type="checkbox"/> |  <input type="checkbox"/> |  <input type="checkbox"/> |
|  <input type="checkbox"/> |  <input type="checkbox"/> |  <input type="checkbox"/> |  <input type="checkbox"/> |



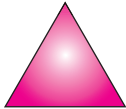

Gwajula buloko kumbe tibuloko leti nga na swilo swo tala ku tlula tibuloko leti dzwihatiweke.

| | | | |
|---|---|--|---|
|  <input type="checkbox"/> |  <input type="checkbox"/> |  <input type="checkbox"/> |  <input type="checkbox"/> |
|  <input type="checkbox"/> |  <input type="checkbox"/> |  <input type="checkbox"/> |  <input type="checkbox"/> |
|  <input type="checkbox"/> |  <input type="checkbox"/> |  <input type="checkbox"/> |  <input type="checkbox"/> |








Kopunula no dirowa xivumbeko xin'wana xin'we etlhelweni ra xinene.

| | |
|---|--|
|  | |
|  | |


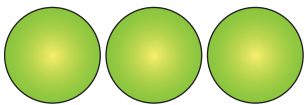



Dirowa swivumbeko leswi nga ehansi hi xin'we eka tlhelo ra voko ra xinene.

| | |
|---|---|
|  |  |
|  | |



Dirowa swivumbeko leswi nga ehansi hi xin'we eka tlhelo ra voko ra xinene.

| | |
|---|--|
|  | |
|  | |
|  | |



Landzerisa leyitsongo eka tinomoro letinharhu.

| | | |
|---|---|---|
|  |  |  |
|---|---|---|



Teacher:
Sign:
Date:



Mune



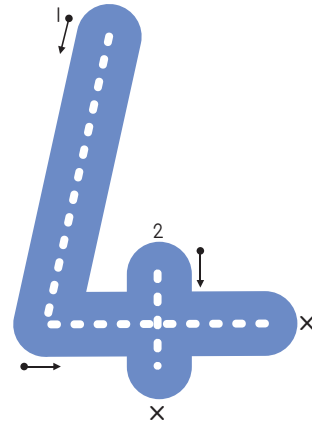
Hlayela swilo leswi nga exifanisweni. Landzelerisa vito ra nomboro.

Swimanga swa mune

Masokoti ya mune

Matluka ya mune

Swifufunhunu swa mune



Landzelerisa nomboro.



Yelanisa swifaniso.

Tracing practice for the number 4. It features a red pencil writing a solid number 4, followed by six rows of three dotted number 4s for tracing.


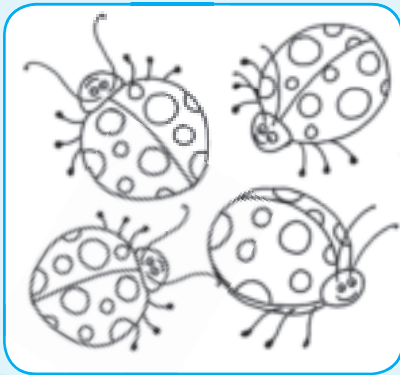
Object recognition for the number 4. It consists of five boxes: a dotted number 4, a diamond shape divided into four quadrants, a group of four leaves, and four colorful pyramids (yellow, pink, blue, green).

Object recognition for the number 4. It consists of five boxes: a group of four leaves, a dotted number 4, a diamond shape divided into four quadrants, and four colorful pyramids (yellow, pink, blue, green).










Khalara 4 eka buloko yin'wana na yin'wana.



Kopunula no dirowa 4 wa swin'wana swivumbeko u tlhela u swi khalara.

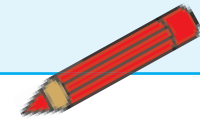
| | |
|---|--|
|  |  |
|  | |
|  | |
|  | |




Titolovete ku tsala nomboro.



mune



Khalara swidayimani loko u ri karhi u hlayela.



Teacher:
Sign:
Date:



Ku hlanganisa no susa ku fika eka 4




Hetisa leswi landzelaka hi ku dirowa:


| | | | | | | | | | |
|--|----|--|-----------|----------------------|--|----|----------------------|-----------|--|
| | na | | swi endla | <input type="text"/> | | na | <input type="text"/> | swi endla | |
| | na | | swi endla | <input type="text"/> | | na | <input type="text"/> | swi endla | |
| | na | | swi endla | <input type="text"/> | | na | <input type="text"/> | swi endla | |



Ku sale swihlayelo swingani? Swi dirowe.




Dirowa swi'wana swihlayelo leswaku swi endla 4.



Tsala xivulwa xa tinomboro xa:

| | | | | | |
|--|--------------------------------|------|----------------------|-----------|--------------------------------|
| | <input type="text" value="4"/> | susa | <input type="text"/> | swi endla | <input type="text" value="3"/> |
| | <input type="text"/> | susa | <input type="text"/> | swi endla | <input type="text"/> |
| | <input type="text"/> | susa | <input type="text"/> | swi endla | <input type="text"/> |






Hlanganisa leswi kutani u tsala nhlamulo.



1 na 2 swi endla 3




2 na 2 swi endla



3 na 1 swi endla



1 na 3 swi endla




2 na 2 swi endla



Teacher:
Sign:
Date:






Nkarhi




Tsala tinomboro ta I ku fika eka 4 etibulokweni ku kombeta swiyimo swa makulele ya munhu.













Gwajula u kombeta leswi u nga swi endlaka hi ku hatlisa.







| 2 3 4 | 2 3 4





Dirowa xanchumu:

a. lexi u xi endleke tolo

A large, empty rectangular box with rounded corners, intended for drawing. To the right of the box, there is a small illustration of a bunch of colorful pencils.

b. lexi u xi endleke namuntlha

A large, empty rectangular box with rounded corners, intended for drawing. To the right of the box, there is a small illustration of a bunch of colorful pencils.

c. lexi u nga ta xi endla mundzuku

A large, empty rectangular box with rounded corners, intended for drawing. To the right of the box, there is a small illustration of a bunch of colorful pencils.

Teacher:
Sign:
Date:



Ntlhanu



Hlayela swilo leswi nga exifanisweni. Landzelerisa vito ra nomboro.

- Tithedi ta ntlhanu
- Swiwitsi swa ntlhanu
- Tinyeleti ta ntlhanu
- Switirayipi swa ntlhanu



Landzelerisa nomboro.




Yelanisa swifaniso.

Tracing practice for the number 5. It features a red number 5 with a pencil icon above it, followed by two columns of five dotted number 5s for tracing.


Counting practice for the number 5. It consists of five rows, each containing five items: purple ovals, brown ovals, colorful Easter eggs, brown ovals, and a dotted number 5.

Counting practice for the number 5. It consists of five rows, each containing five items: colorful Easter eggs, a dotted number 5, brown ovals, brown ovals, and purple ovals.


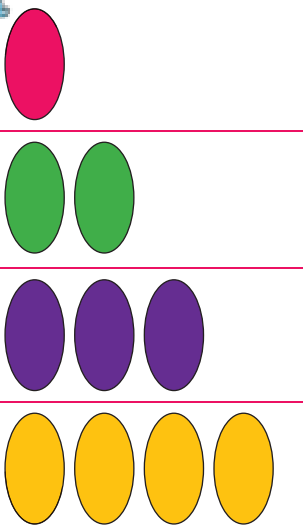




Khalara 5 eka buloko yin'wana na yin'wana.




Kopunula kutani u dirowa swin'wana swa 5.

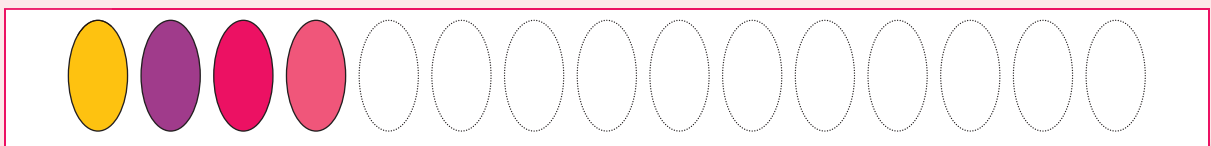


Titlovete ku tsala nomboro.


5 ntlhanu



Khalara vutandza loko u ri karhi u hlayela.



Teacher:
Sign:
Date:



Pfuxeta tinomboro ta I ku fika eka 5




Titolovete ku tsala tinomboro leti landzelaka.



Bana xirhendzevutana eka nomboro leji faneleke.

| | | | | | | | |
|---|---|---|---|---|---|---|---|
|  | 1 | 2 | 3 | 4 | 5 | 6 | 7 |
|  | 1 | 2 | 3 | 4 | 5 | 6 | 7 |
|  | 1 | 2 | 3 | 4 | 5 | 6 | 7 |
|  | 1 | 2 | 3 | 4 | 5 | 6 | 7 |
|  | 1 | 2 | 3 | 4 | 5 | 6 | 7 |





Tsala mavito ya tinomboro.

| | | |
|---|---|---------|
|  | 1 | n'we |
|  | 2 | mbirhi |
|  | 3 | nharhu |
|  | 4 | mune |
|  | 5 | ntlhanu |



Teacher:
Sign:
Date:

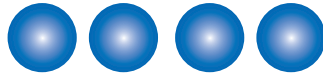




Hlanganisa ku fika eka 5

Engetela eka vuhlalu hi ku dirowa byin'wana.

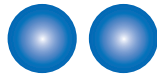
Dirowa byin'wana byin'we.




Dirowa byin'wana byimbirhi.



Dirowa byin'wana byinharhu.



Hlayela u tlhela u hlanganisa leswi kutani u tsala nhlamulo.



na



2 na 2 swi endla 4

2

2



na



2 na 1 swi endla



na



3 na 2 swi endla



na



2 na 3 swi endla





Dirowa tiyinhlanharhu tin'wana. Xana u lemuka yini?



| | | |
|--|---------------|--|
| | yin'wana yi 1 | |
| | tin'wana ti 2 | |
| | tin'wana ti 3 | |
| | tin'wana ta 4 | |



Dirowa nhlamulo kutani u tsala nhlayo ya:

| | | | | |
|---|----|---|--------------|---|
| | na | | swi hi nyika | |
| 3 | na | 2 | swi hi nyika | 5 |

| | | | | |
|----------------------|----|----------------------|--------------|----------------------|
| | na | | swi hi nyika | <input type="text"/> |
| <input type="text"/> | na | <input type="text"/> | swi hi nyika | <input type="text"/> |

| | | | | |
|----------------------|----|----------------------|--------------|----------------------|
| | na | | swi hi nyika | <input type="text"/> |
| <input type="text"/> | na | <input type="text"/> | swi hi nyika | <input type="text"/> |



Teacher: _____
 Sign: _____
 Date: _____





Susa ku suka eka 5 u tlhela u hlanganisa ku fika eka 5

Dirowa u tlhela u hunguta.

| | | |
|--|--------------|--|
| | hunguta hi 1 | |
| | hunguta hi 2 | |
| | hunguta hi 3 | |
| | hunguta hi 4 | |



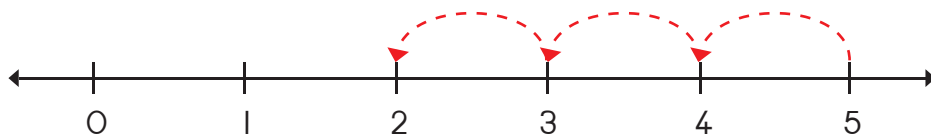
Tsala nhlayo ya:

| | | | | | |
|--|---|------|---|---|---|
| | 5 | susa | 1 | i | 4 |
| | | susa | | i | |
| | | susa | | i | |




Susa hi ku hlayela u ya endzhaku.

5 hi susa 3



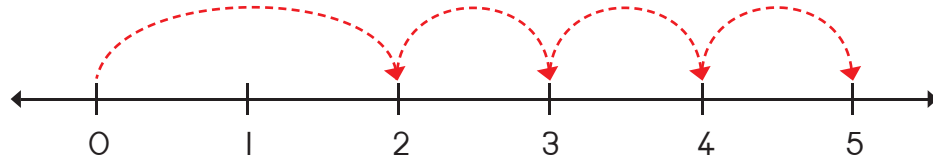
5 hi susa 2





Hlanganisa hi ku hlayela u ya emahlweni .

2 hlanganisa na 3

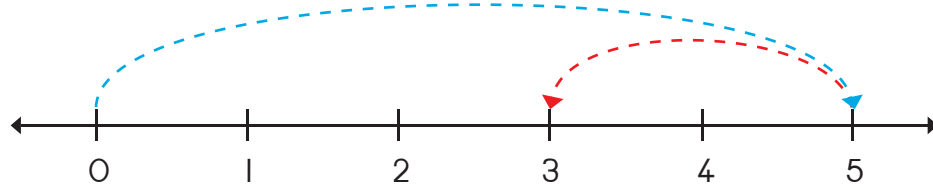


1 hlanganisa na 4



Kombisa nhlayo eka ndzhati wa mitsengo.

5 hi susa 2



5 hi susa 4




Teacher:
Sign:
Date:




Hlanganisa no susa ku fika eka 5




Hetisa leswi landzelaka:




na




swi ndzi nyike




na



swi ndzi nyike



na



swi ndzi nyike




Hetisa leswi landzelaka:



na



ndzi nyike




na



ndzi nyike



na




ndzi nyike

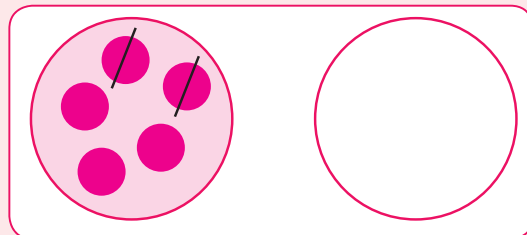
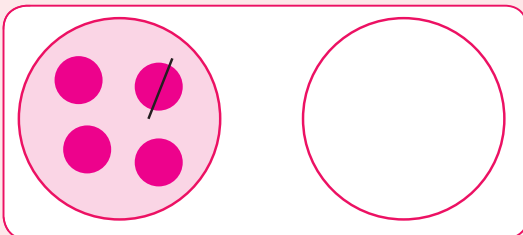




Dirowa maapula man'wana leswaku ya va 5.



Ku sale vuhlalu byingani? Byi dirowe.



Tinhlayo ta marito.


Mudyondzisi/mutswari wa wena u ta ku hlayela kutani u fanela ku dirowa ku kombisa nhlamulo.

Lisa a ri na mapyere mambirhi. Musa u n'wi nyike pyere rin'we. Xana Lisa u na mapyere mangani sweswi?

Lisa a ri na mapyere ya mune. Musa u nyike Silo mapyere mambirhi. Xana Lisa u na mapyere mangani sweswi?



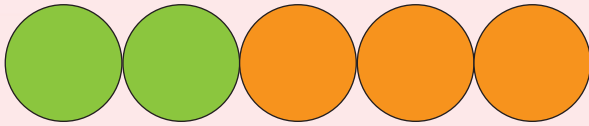
Teacher: _____
Sign: _____
Date: _____



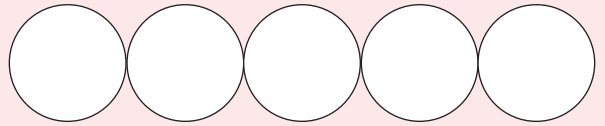


Ku hlanganisa na ku susa 1 ku fika eka 5

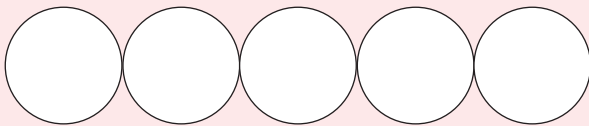
Khalara vuhlalu ku kombisa leswaku:



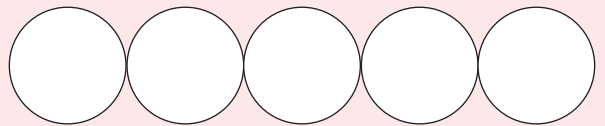
2 na 3 i 5



1 na 4 i 5



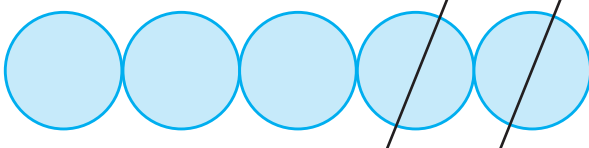
3 na 2 i 5



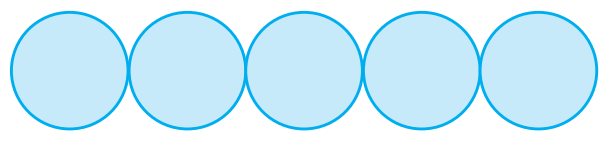
4 na 1 i 5




Bana ntila ehenhla ka vuhlalu ku kombisa leswaku:



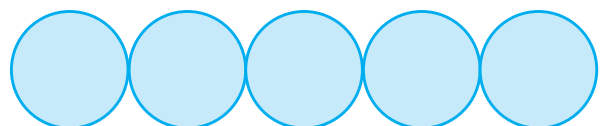
5 susa 2 i 3



5 susa 1 i 4



5 susa 3 i 2



5 susa 4 i 1





Khalara vuhlalu. Pfuna chela ku swi kombisa eka ndzhati wa mitsengo.

2 na 3 i

3 na 2 i

1 na 4 i

4 na 1 i



Bana ntla ehenhla ka vuhlalu lebyi u byi suseke kutani u kombisa eka ndzhati wa mitsengo.

5 susa 3

5 susa 2

5 susa 1

5 susa 4





Teacher:
Sign:
Date:



Tibolo na mabokisi



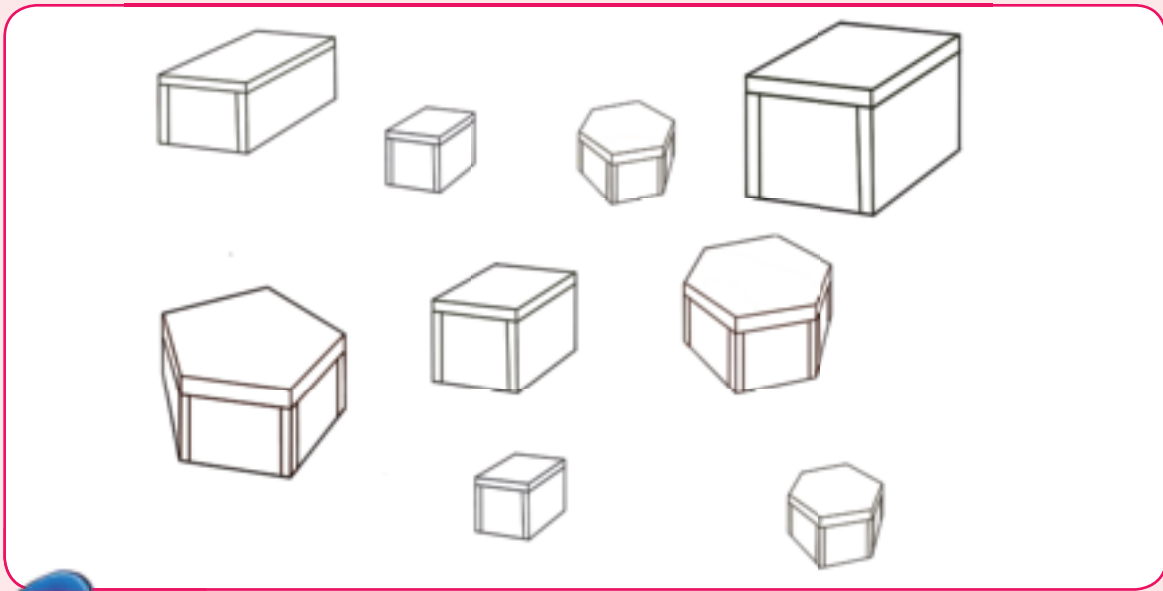
Hi xihilexi fanaka na mabokisi?
 Hi xihilexi fanaka na tibolo?
 Hi xihilexi khungulukaka naswona hi xihilexi rhetaka?





Khalara hinkwaswo:

- Mabokisi lamatsongo na tibolo hi muhlovo wo tshwuka
- Mabokisi lamakulu na tibolo hi muhlovo wa wasi



Landzelerisa marito.

bokisi

bolo



Teacher:
Sign:
Date:




Ximatsi na xinene

voko ra ximatsi

voko ra xinene

| | ximatsi | xinene | |
|---------------------|--------------------------|--------------------------|---------|
| Murhi wu le ka | <input type="checkbox"/> | <input type="checkbox"/> | xa yena |
| Movha wu le ka | <input type="checkbox"/> | <input type="checkbox"/> | xa yena |
| Yindlu yi le ka | <input type="checkbox"/> | <input type="checkbox"/> | xa yena |
| Xinyenyana xi le ka | <input type="checkbox"/> | <input type="checkbox"/> | xa yena |
| Xisaka xi le ka | <input type="checkbox"/> | <input type="checkbox"/> | xa yena |

| | ximatsi | xinene | |
|------------------|--------------------------|--------------------------|---------|
| Mbyana yi le ka | <input type="checkbox"/> | <input type="checkbox"/> | xa yena |
| Nyimpfu yi le ka | <input type="checkbox"/> | <input type="checkbox"/> | xa yena |
| Yindlu yi le ka | <input type="checkbox"/> | <input type="checkbox"/> | xa yena |
| Xikolo xi le ka | <input type="checkbox"/> | <input type="checkbox"/> | xa yena |
| Xiluva xi le ka | <input type="checkbox"/> | <input type="checkbox"/> | xa yena |





Bana xirhendzevutana eka voko ra yena ra xinene.
 Bana xirhendzevutana eka nenge wa yena wa xinene.
 Yima tanihi mufana kutani u kombisa voko ra wena ra xinene.

Bana xirhendzevutana eka voko ra yena ra xinene.
 Bana xirhendzevutana eka nenge wa yena wa ximatsi.
 Yima tanihi nhwanyana kutani u kombisa voko ra wena ra xinene.



Titlovete ku tsala tinomboro leti landzelaka.

Three orange dots above a dotted number 3.

Five blue dots in a horizontal row.

Two red dots in a horizontal row.

Four green dots in a horizontal row.



Teacher: _____
 Sign: _____
 Date: _____



Matlhelo



Pfuna mpfundla ku kuma makheroti. Xana wu fanele ku jikela **eximatsini** kumbe **exinene**?


| | |
|---------|--------|
| ximatsi | xinene |
| ✓ | |

| | |
|---------|--------|
| ximatsi | xinene |
| | |

| | |
|---------|--------|
| ximatsi | xinene |
| | |

| | |
|---------|--------|
| ximatsi | xinene |
| | |

| | |
|---------|--------|
| ximatsi | xinene |
| | |





Khalara rito leri yelanaka na nseve.

| | | | | |
|--|---------|---------|--------|--------|
| | ehenhla | ximatsi | ehansi | xinene |
| | ehenhla | ximatsi | ehansi | xinene |
| | ehenhla | ximatsi | ehansi | xinene |
| | ehenhla | ximatsi | ehansi | xinene |




Bana xirhendzevutana eka nseve lowu yelanaka na nseve wo sungula erixaxeni.

| | | | | |
|--|--|--|--|--|
| | | | | |
| | | | | |
| | | | | |
| | | | | |



Teacher:
Sign:
Date:





Ku aka no tlhantlha tinomboro

Tsala tinomboro leti faneleke eka buloko yin'wana na yin'wana.




na i




na i



na i



na i



na i




na i



na i




na i






Sweswi ringeta leswi.



na na i



na na i




na na i



na na i



na na i



na na i




Teacher:
Sign:
Date:




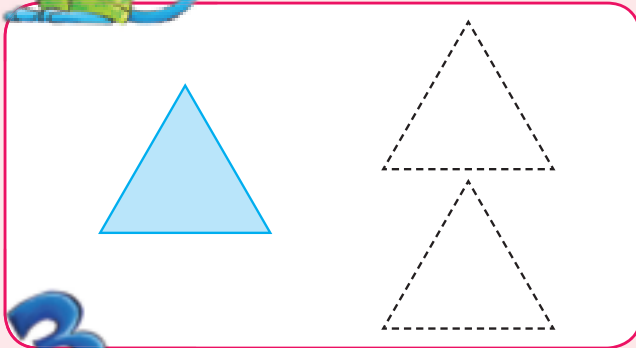
Ku hlanganisa tinomboro to vuyeleriwa kambirhi





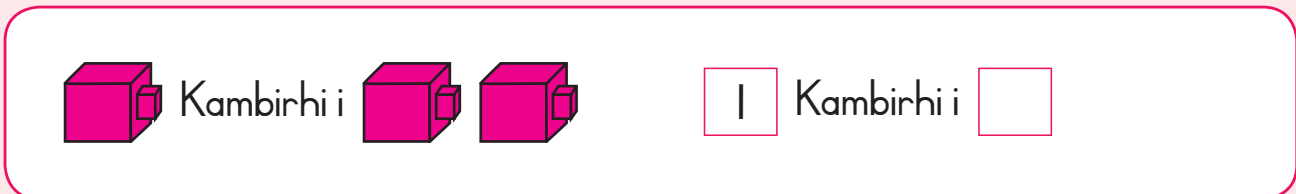
Andzisa kambirhi mathonsi etimpapeni.



Andzisa kambirhi swivumbeko.



Dirowa kutani u tata tinomboro.

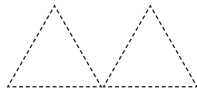




Dirowa kutani u tata tinomboro.




Kambirhi i




Kambirhi i

hlanganisa na i



Kambirhi i



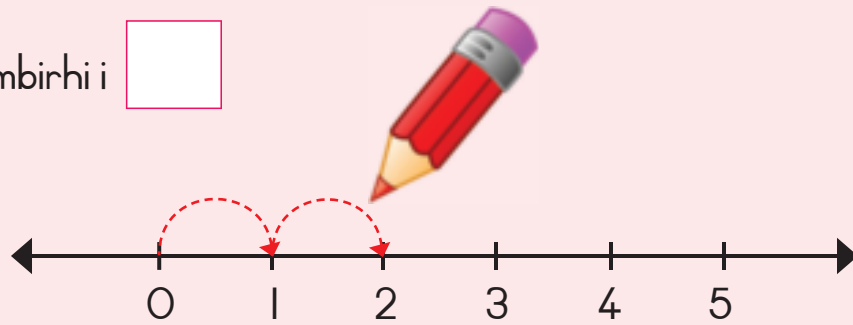
Kambirhi i

hlanganisa na i

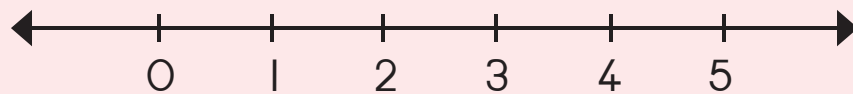


Kombisa leswi landzelaka eka ndzhati wa mintsengo.

1 kambirhi i



2 kambirhi i






Teacher: _____
Sign: _____
Date: _____





Lexikulu na lexisongo

- Bana xirhendzevutana xo tshwuka eka xiharhi lexikulu swinene
- Dirowa xikwere eka xiharhi lexisongo swinene eka bokisi rin'wana na rin'wana.



lexikulu lexisongo


lexikulu swinene

lexisongo swinene





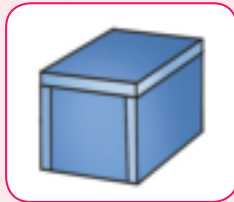
Dirowa bolo leyikulu.



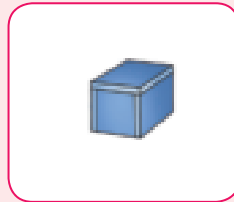
Dirowa bolo leyitsongo.



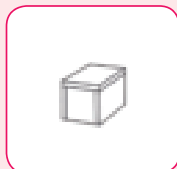
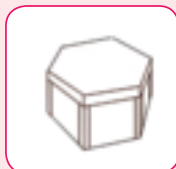
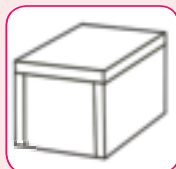

Dirowa bokisi leritsongo.



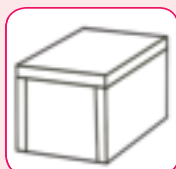
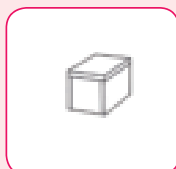
Dirowa bokisi lerikulu.



Khalara bokisi leritsongo swinene na bolo leyitsongo swinene.



Khalara bokisi lerikulu swinene na bolo leyikulu swinene.



Teacher:
Sign:
Date:

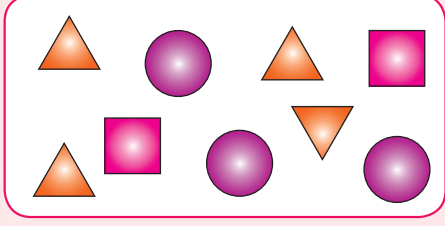
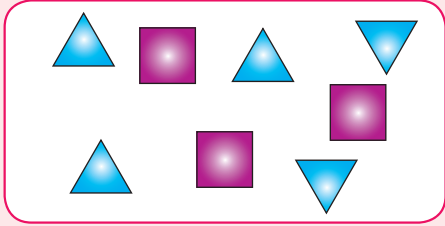
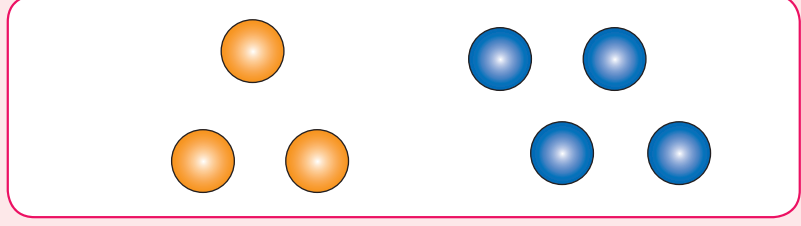
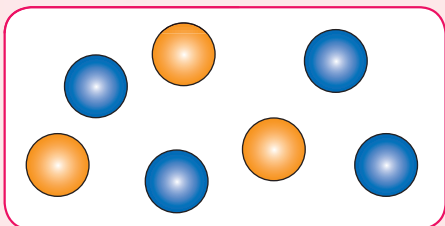



Hlawula swilo

Yelanisa swilo leswi nga hlawuriwa na xifaniso.



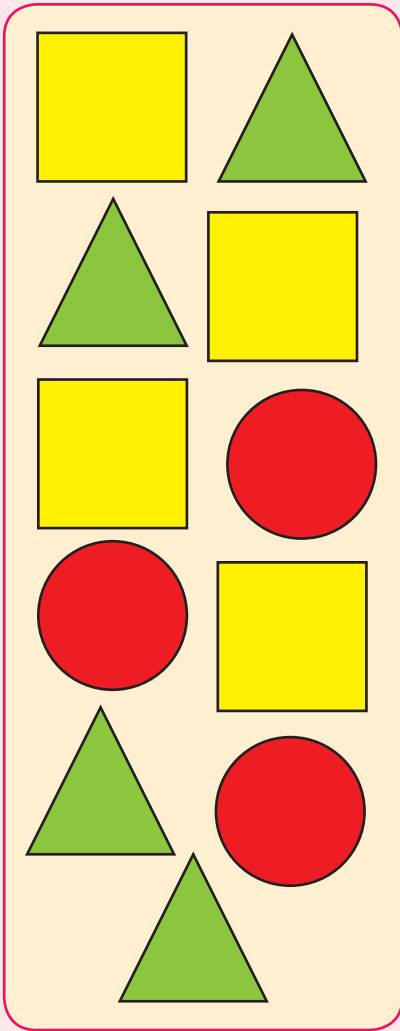


Hlawula hi ku endla xifaniso xa xin'wana na xin'wana.





Tlhela u dirowa swivumbeko leswi nga eka girafu ya swifaniso kutani u tsala nhlayo ya xin'wana na xin'wana etshakwini.




Teacher:
Sign:
Date:





A hi avelane hi ku ringana

Hlayela malamula, mabanana na maapula kutani u tsala mintsengo etibulokweni.



4

wa malamula

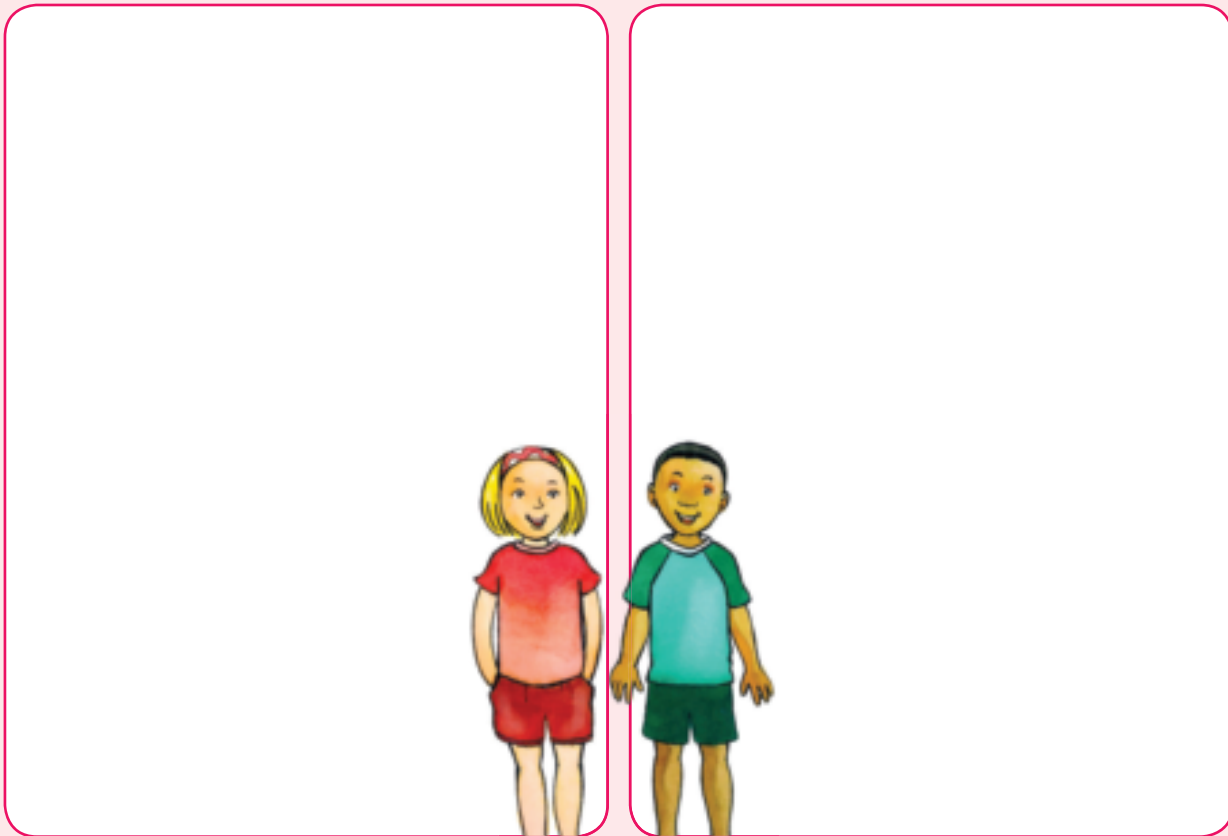


wa mabanana



wa maapula

Ava malamula, maapula na mabanana hi ku ringana exikarhi ka vana vambirhi u tlhela u dirowa.






Avanyisa ntlawa eka bokisi ro sungula hi mbirhi. Dirowa mintlawa mimbirhi eka mabokisi yo hambana.



$$4 = 2 + 2$$



$$\square = \square + \square$$



$$\square = \square + \square$$




Teacher:
Sign:
Date:





Ku avelana hi ku ringana


Bana xirhendzevutana eka mihandzu na swiharhi leswaku swi ta aviwa hi ku ringana.



Xana mfenhe yin'wana na yin'wana yi kumile mabanana mangani?



Xana mpfundla wun'wana na wun'wana wu kumile makheroti mangani?




Xana mfenhe yin'wana na yin'wana yi kumile mabanana mangani?

Xana ku na maapula lama saleke endzhaku ko wa ava hi ku ringana?



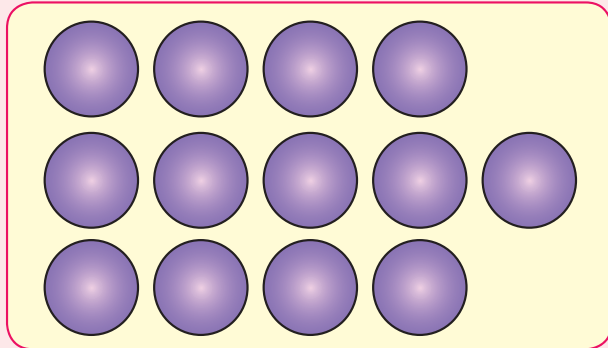

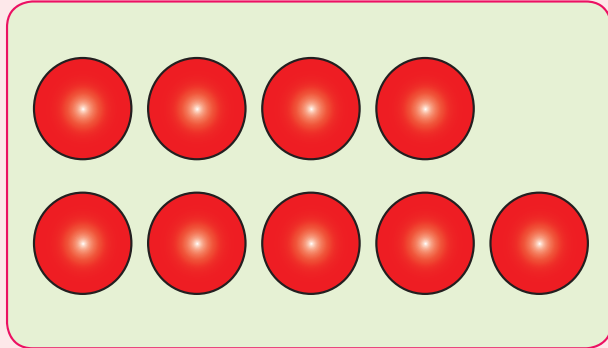
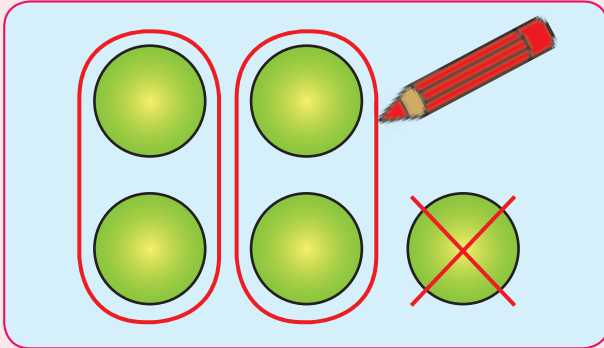
Xana mpfundla wun'wana na wun'wana wu kumile makheroti mangani?

Xana ku na maapula lama saleke endzhaku ko wa ava hi ku ringana?

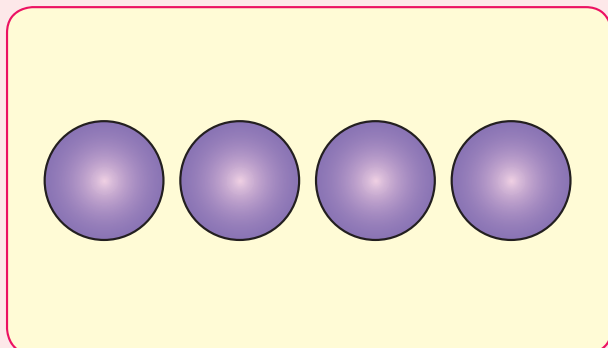

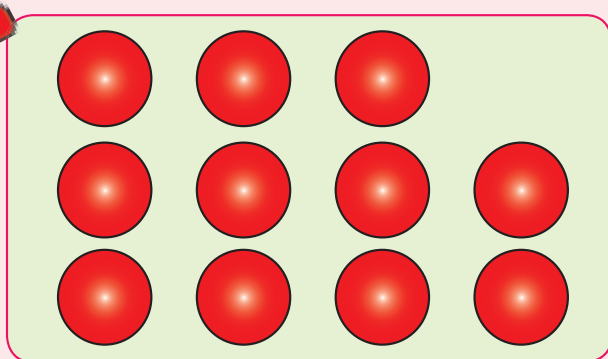
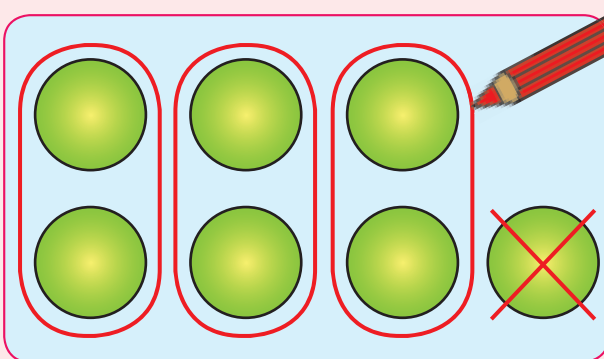




Endla mintlawa mimbirhi leyi ringanaka hi swihlayelo kutani u ba xihambano eka swihlayelo leswi saleke.



Veka swihlayelo eka 3 wa mintlawa leyi ringanaka kutani u ba xihambano eka swihlayelo leswi saleke.



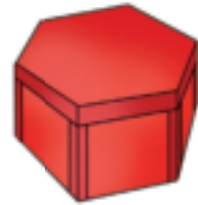
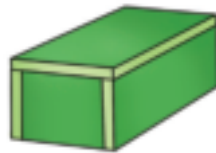
Teacher:
Sign:
Date:





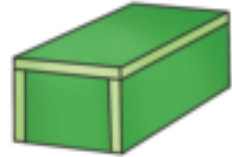
Ku aka swilo

Xana u nga aka xihondzo hi swilo hinkwaswo leswi landzelaka?
Fungha ina kumbe e-e.



Ina

E-e



Ina

E-e

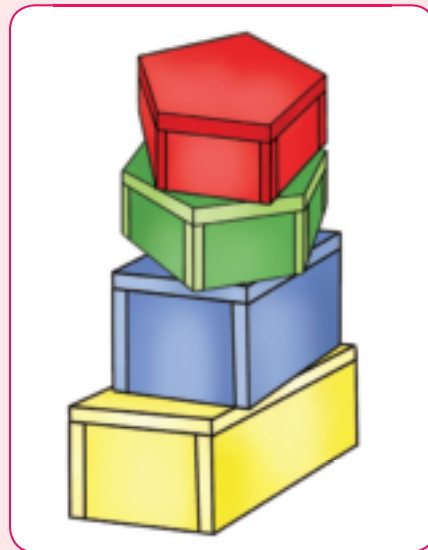
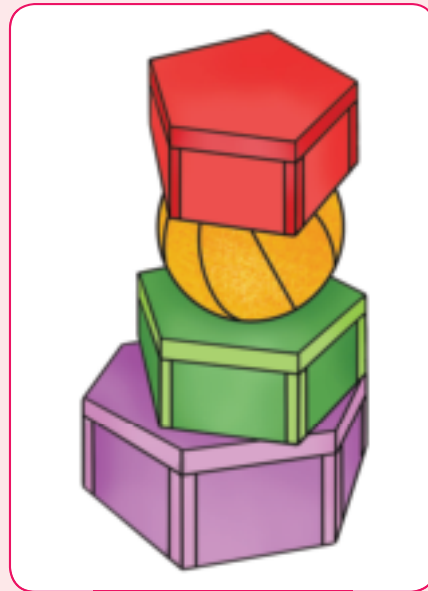



Ina

E-e



Xana xihondzo xi ta yima kumbe xi ta wa? Veka ✓ kumbe ✗.



Tirhisa khume ra mabokisi ya menci na xidamarheti ku aka muako wa wena. Xana xidamarheti xi endla leswaku swi ku olovela?



Teacher:
Sign:
Date:



Landzelerisa tin'hweti ta lembe.
Khalara baluni ya n'hweti ya wena ya ku velekiwa.

Ku vula nkarhi

Sunguti

Nyenyenyani

Nyenyankulu

Dzivamisoko

Mudyaxihi

Khotavuxika

Mawuwani

Mhawuri

Ndzati

Nhlangula

Hukuri

N'wendzamhala



Landzelerisa masiku ya vhiki.
Khalara buloko ya siku ra namuntlha.

Musumbhunuku

Ravumbirhi

Ravunharhu

Ravumune


Ravuntlhanu

Mugqivela

Sonto



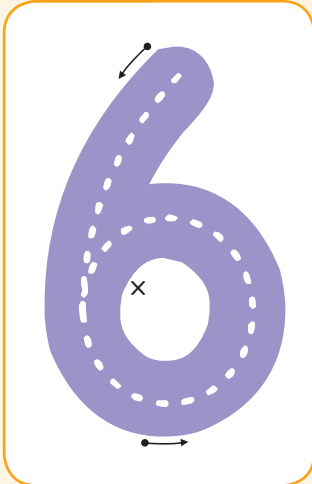
Teacher:
Sign:
Date:



Ntsevu



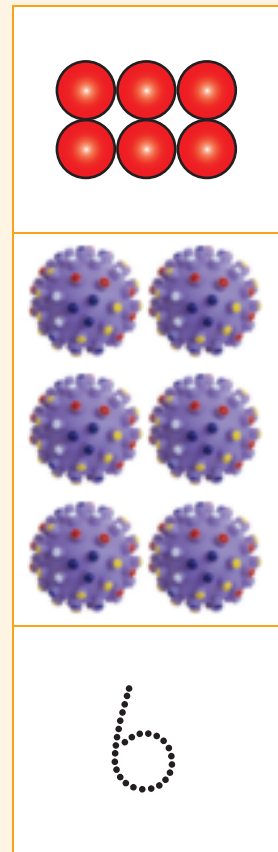
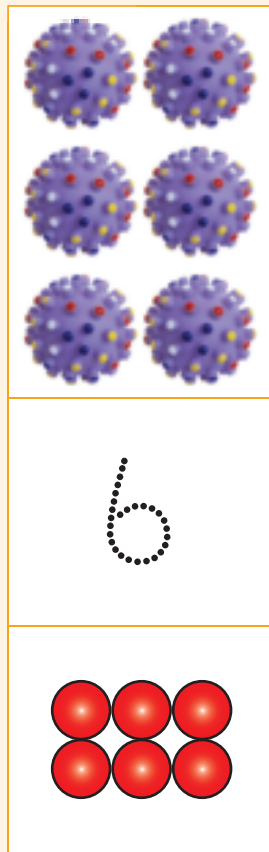

Dirowa 6 wa swirhendzevutana endzeni ka buloko.



Landzelerisa nomboro.

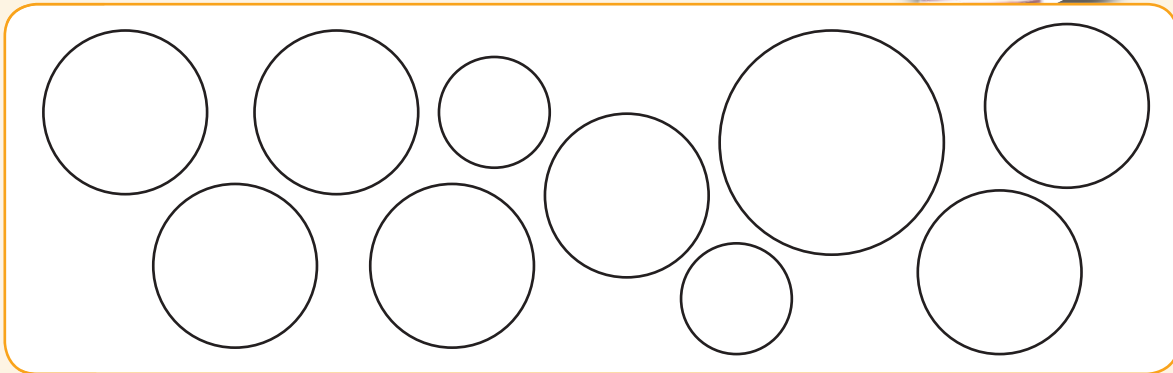


Yelanisa swifaniso.










Khalara 6 wa swirhendzevutana.



Kopunula u tlhela u dirowa swin'wana swa 6.

| | |
|---|--|
|  |  |
|  | |
|  | |
|  | |



Titlovete ku tsala nomboro.



ntsevu




Khalara swirhendzevutana loko u ri karhi u hlayela.



Teacher:
Sign:
Date:





Nkombo



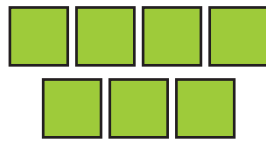
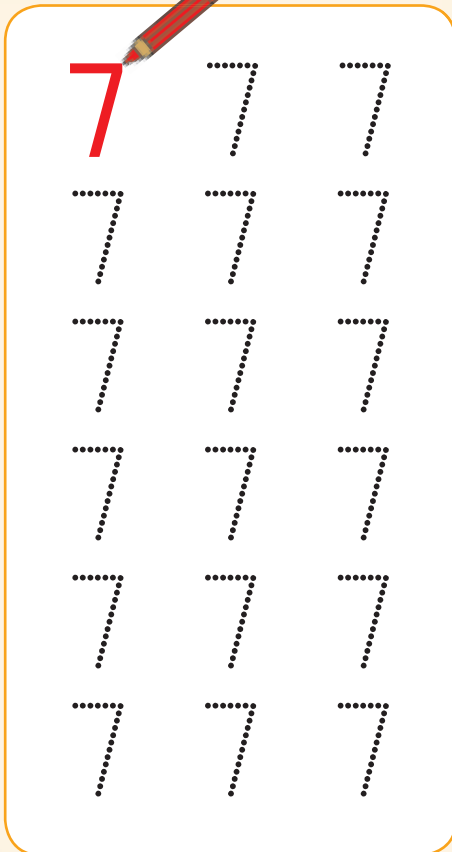
Dirowa 7 wa swikwere endzeni ka buloko.



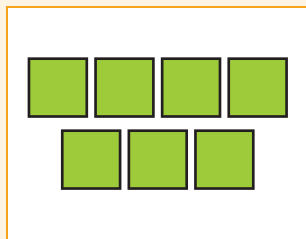
Landzelerisa nomboro.



Yelanisa swifaniso.





nkombo

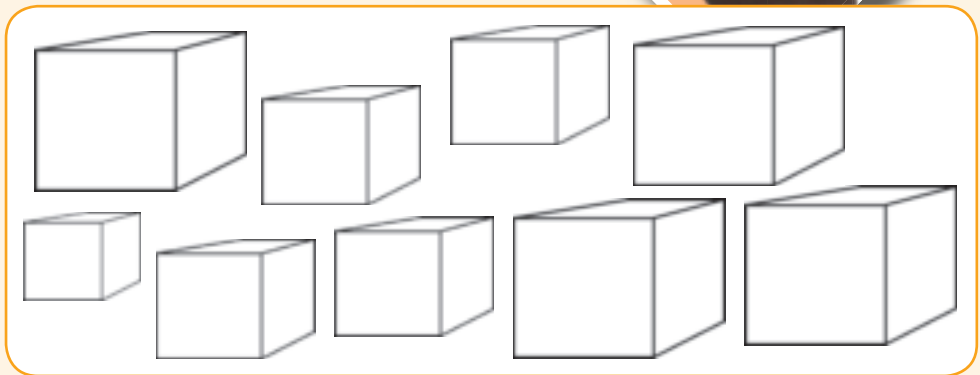



nkombo

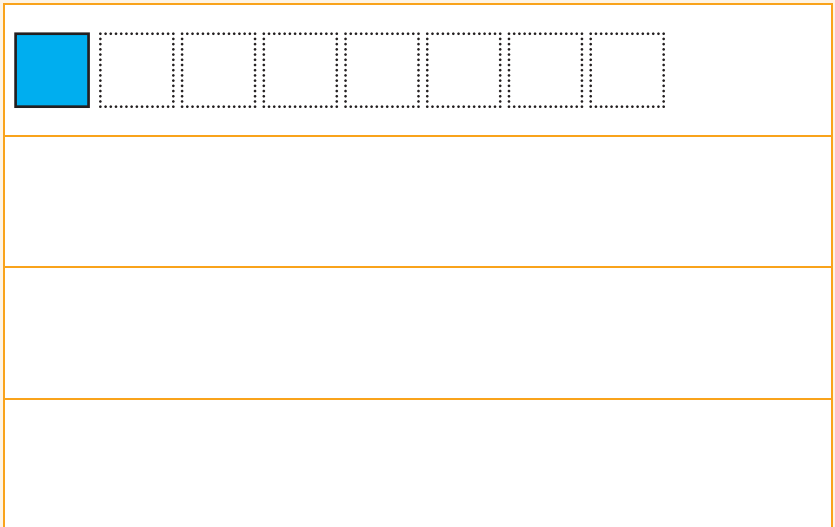
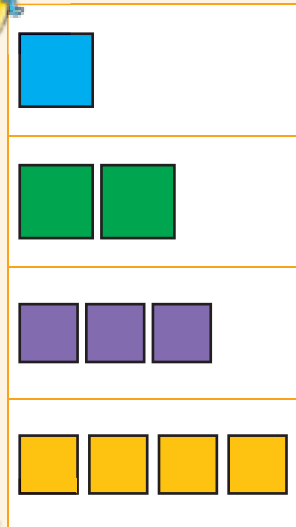




Khalara 7 wa tiyinhlamune na 7 wa tibuloko.




Kopunula u tlhela u dirowa swin'wana swa 7.



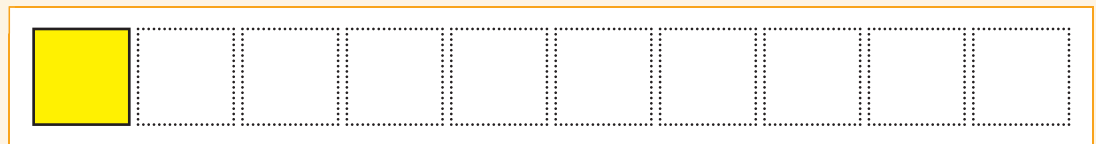
Titolovete ku tsala nomboro.



nkombo




Khalara swikwere loko u ri karhi u hlayela.



Teacher:
Sign:
Date:






Nhungu



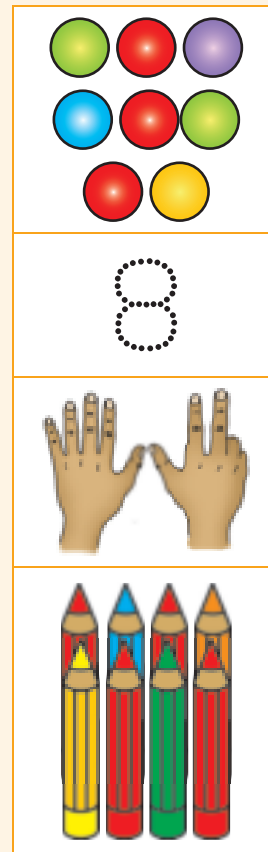
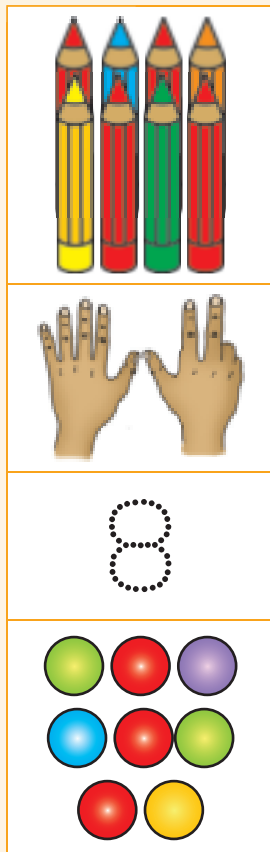

Dirowa 8 wa swivumbeko endzeni ka buloko.



Landzelerisa nomboro.



Yelanisa swifaniso.






Khalara 8 wa tingeleti.



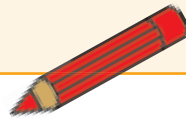
Kopunula u tlhela u dirowa swin'wana swa 8.











Titlovete ku tsala nomboro.



nhungu




Khalara swirhendzevutana loko u ri karhi u hlayela.



Teacher:
Sign:
Date:

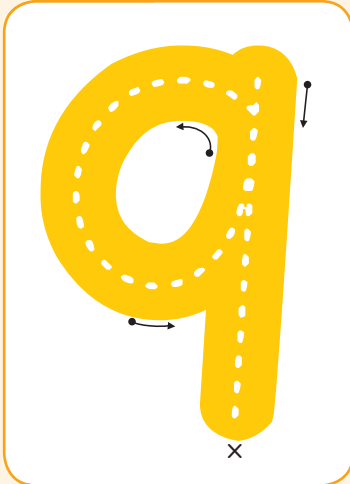




Kaye




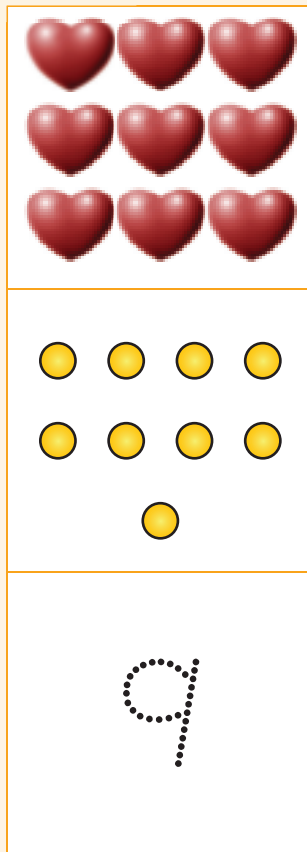
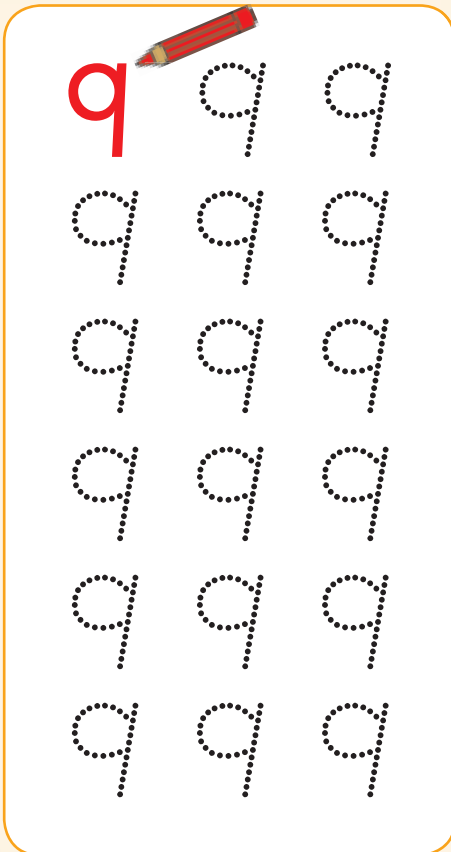
Dirowa 9 wa timbilu endzeni ka buloko.



Landzelerisa nomboro.




Yelanisa swifaniso.

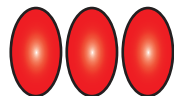




Khalara tibaluni ta kaye.



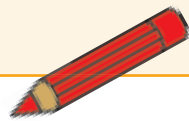
Kopunula u tlhela u dirowa swin'wana swa 9.



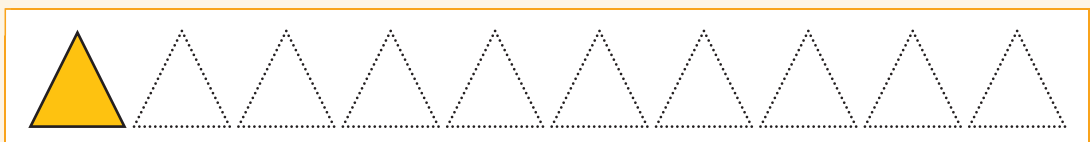
Titolovete ku tsala nomboro.



kaye



Khalara tiyinhlanharhu loko u ri karhi u hlayela.



Teacher:
Sign:
Date:

Ku tala na ku va hava nchumu



Khalara nhlamulo leyi faneleke.
Xana swibye swi tele kumbe swi hava nchumu?




ri hava nchumu

ri tele

ri hava nchumu

ri tele

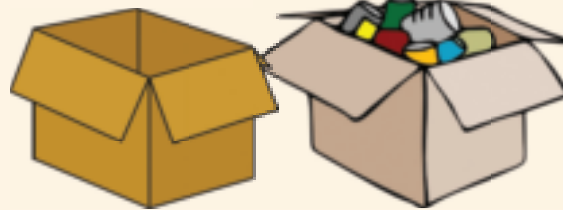


ri hava nchumu

ri tele

ri hava nchumu

ri tele



ri hava nchumu

ri tele

ri hava nchumu

ri tele




yi hava nchumu

yi tele

yi hava nchumu

yi tele



ri hava nchumu

ri tele

ri hava nchumu

ri tele



ri hava nchumu

ri tele

ri hava nchumu

ri tele



ri hava nchumu


ri tele

ri hava nchumu

ri tele

ku tala

ku hava
nchumu





Khalara nhlamulo leji faneleke.
Xana swibye swi tele kumbe swi hava nchumu?

| | |
|---------|-------------------|
| xi tele | xi hava nchumu |
|---------|-------------------|




| | |
|----------------|---------|
| xi hava nchumu | xi tele |
|----------------|---------|

| | |
|----------------|---------|
| xi hava nchumu | xi tele |
|----------------|---------|




| | |
|----------------|---------|
| xi hava nchumu | xi tele |
|----------------|---------|

| | |
|----------------|---------|
| xi hava nchumu | xi tele |
|----------------|---------|



| | |
|----------------|---------|
| xi hava nchumu | xi tele |
|----------------|---------|

| | |
|----------------|---------|
| xi hava nchumu | xi tele |
|----------------|---------|



| | |
|----------------|---------|
| xi hava nchumu | xi tele |
|----------------|---------|

| | |
|----------------|---------|
| xi hava nchumu | xi tele |
|----------------|---------|




| | |
|----------------|---------|
| xi hava nchumu | xi tele |
|----------------|---------|

| | |
|----------------|---------|
| xi hava nchumu | xi tele |
|----------------|---------|



Teacher:
Sign:
Date:

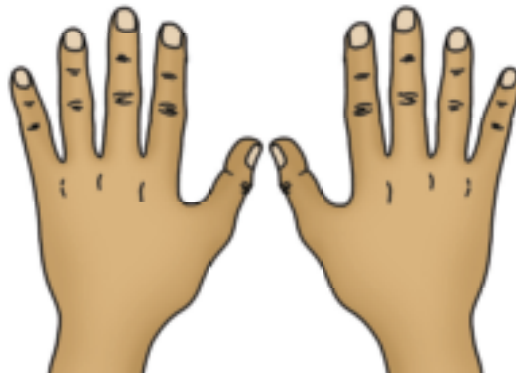
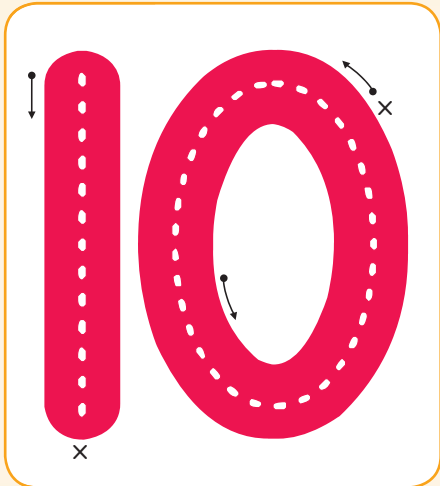




Khume







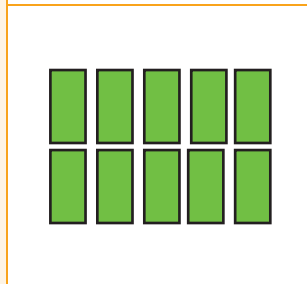
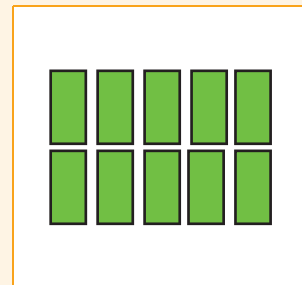


Hlayela tintiho eswandleni swa wena.



Landzelerisa nomboro.




Yelanisa swifaniso.






Khalara IO wa mihandzu.



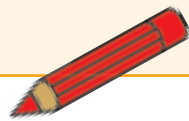
Kopunula u tlhela u dirowa swin'wana swa IO.



Titolovete ku tsala nomboro.



khume



Khalara tiyinhlamune loko u ri karhi u hlalela.



Teacher:
Sign:

Date:





Tinomboro ta I ku fika eka 10

Tirhisa tintiho ta wena ku endla tinomboro leti landzelaka. Kutani kopunula tinomboro.

| | | |
|---|----|----|
|  | 1 | 1 |
|  | 2 | 2 |
|  | 3 | 3 |
|  | 4 | 4 |
|  | 5 | 5 |
|  | 6 | 6 |
|  | 7 | 7 |
|  | 8 | 8 |
|  | 9 | 9 |
|  | 10 | 10 |





Ku tsala tinomboro ta 6 - 10

Titolovete ku tsala tinomboro leti.



6

ntsevu

6 6 6 6



7

nkombo

7 7



8

nhungu

8 8



9

kaye

9 9




10


khume

10 10



Teacher: _____
 Sign: _____
 Date: _____

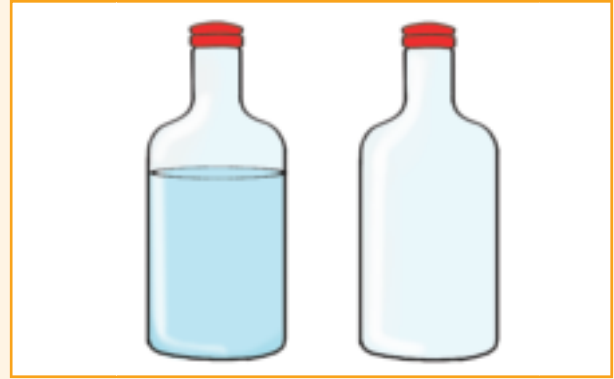





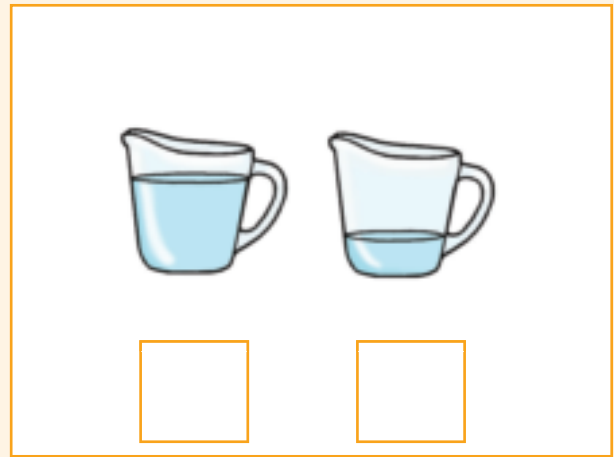
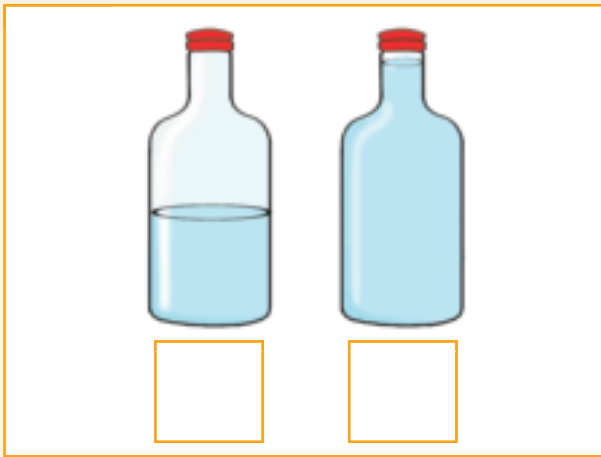
Vundzeni



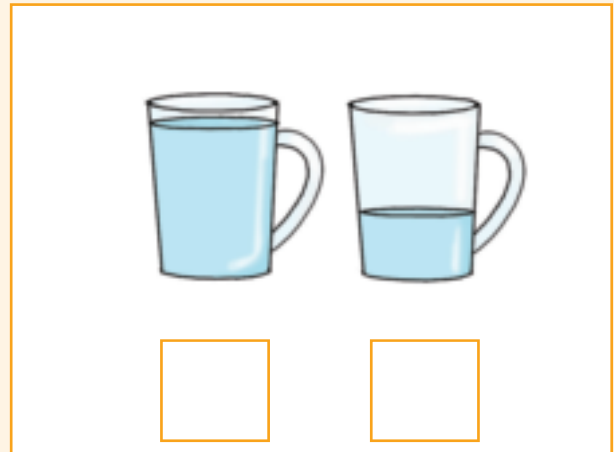
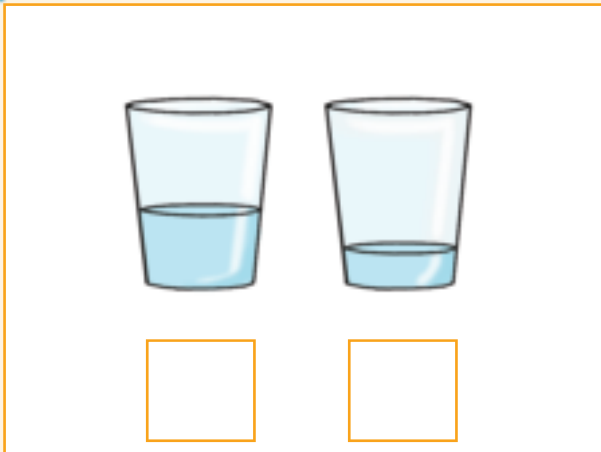
Dirowa mati yan'wana endzeni ka xibye lexi nga exineneni.



Fungha xibye lexi khomeke yo tala.




Fungha xibye lexi khomeke lamatsongo.







Khalara nghilazi ya vumbirhi leswaku yi va na juzi leyi nga ehansi ka ya nghilazi yo sungula.



Khalara nghilazi ya vumbirhi leswaku yi va na juzi leyi taleke ku tlula ya nghilazi yo sungula.



Bana xirhendzevutana eka ku tlula, ehansi ka kumbe ku ringana na.




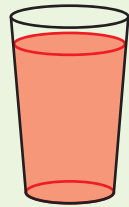
Nghilazi ya wasi yi

tlula

le hansi
ka

ringana
na

nghilazi yo tshwuka.



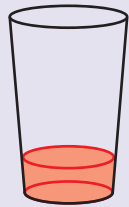
Nghilazi ya wasi yi

tlula

le hansi
ka

ringana
na

nghilazi yo tshwuka.




Nghilazi ya wasi yi

tlula

le hansi
ka

ringana
na

nghilazi yo tshwuka.



tlula

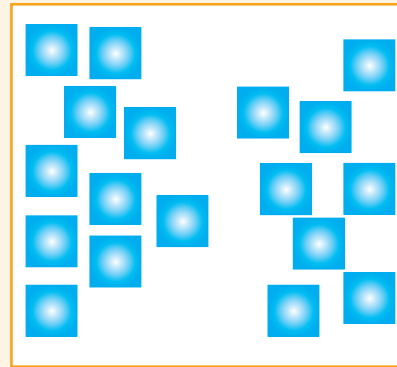
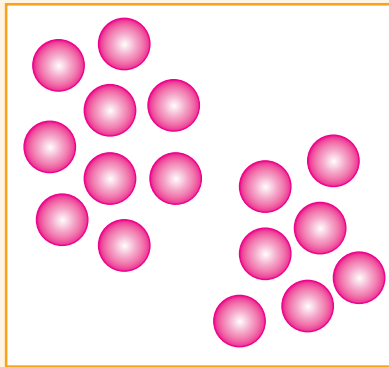

le hansi ka

Teacher:
Sign:
Date:

Tinomboro ta 1 ku fika eka 10

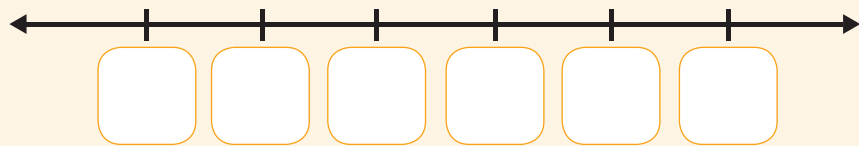


Eka buloko yin'wana na yin'wana, tsala xirhendzevutana eka ntlawa lowu nga na swivumbeko leswitsongo.

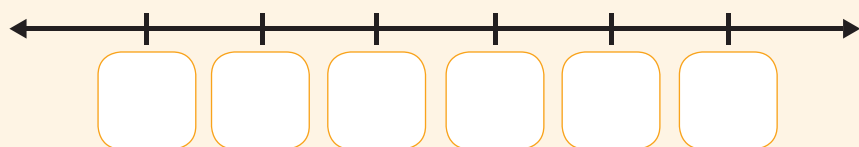


Tsala tinomboro ku suka eka leyitsongo swinene ku ya eka leyikulu swinene eka ndzhati wa mintsengo.

2 4 3
6 1 5



4 6 8
7 9 5



Khalara nomboro leyitsongo swinene hi muhlovo wa rihlaza kutani nomboro leyikulu swinene yi va hi muhlovo wa xilamula.

7 4 3

9 10 8

5 1 6

4 6 2



Lulamisa leswi landzelaka. U nga dirowa swifaniso ku ku pfuna.

Engetela xin'we eka 5.

Hunguta xin'we eka 5.

Engetela swimbirhi eka 6.

Hunguta swimbirhi eka 7.



Ntila wa vuhlalu



Tsala tinomboro leti siyiweke.

10 number lines for counting practice:

- Line 1: 1 (with a red pencil pointing to it), 2, 3, 4, 5, 6, 7, 8, 9, 10
- Line 2: 1, 2, 3, (blank), 5, 6, 7, 8, 9, 10
- Line 3: 1, 2, 3, (blank), (blank), 6, 7, 8, 9, 10
- Line 4: 1, 2, (blank), 4, 5, 6, (blank), 8, (blank), 10
- Line 5: 1, 2, 3, (blank), 5, 6, 7, (blank), (blank), 10
- Line 6: (blank), 2, (blank), 4, 5, (blank), 7, 8, (blank), 10
- Line 7: 1, (blank), 3, 4, 5, 6, 7, (blank), 9, (blank)
- Line 8: (blank), (blank), (blank), (blank), (blank), (blank), (blank), (blank), (blank), (blank)
- Line 9: 10, 9, 8, 7, 6, 5, (blank), (blank), (blank), (blank)




Teacher: _____
Sign: _____
Date: _____






Ku tala, ku ringana na hansi ka

Yelanisa swilo leswi nga eka tlhelo ra ximatsi na leswi nga eka tlhelo ra xinene.
Khalara nhlamulo leyi faneleke.



swa fana

a swi fani




swa fana

a swi fani



swa fana

a swi fani



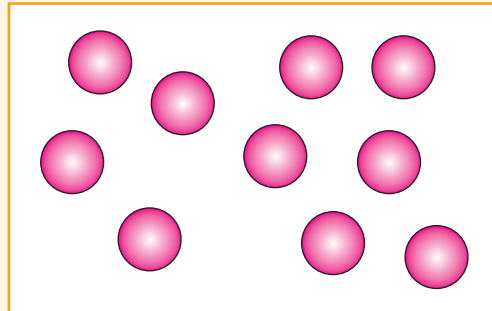
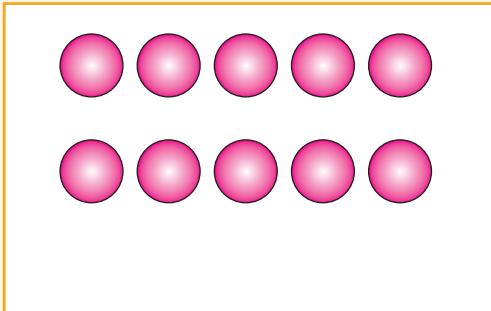
swa fana

a swi fani





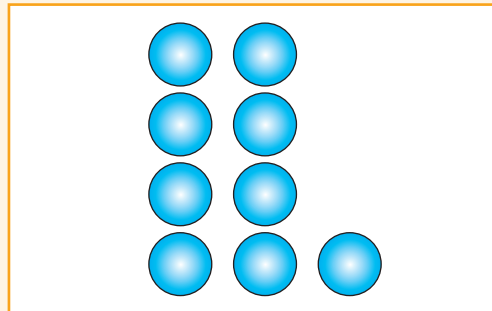
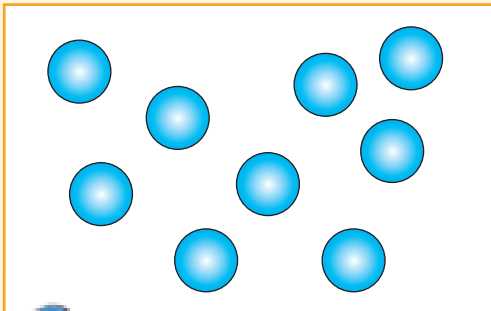
Vula loko buloko ya vumbirhi yi tlula, yi ri yitsongo eka kumbe yi ringana na buloko yo sungula. Khalara nhlamulo leji faneleke.



tala

ringana

hansi ka



tala

ringana

hansi ka



Yelanisa tinomboro na minchumu.

| | |
|----|--|
| 1 | |
| 2 | |
| 3 | |
| 4 | |
| 5 | |
| 6 | |
| 7 | |
| 8 | |
| 9 | |
| 10 | |



Teacher: _____
Sign: _____
Date: _____





Ku hlanganisa malekere

Hlanganisa malekere kutani u tsala tinhlamulo.

$$2 + 3 = 5$$

$$3 + 4 =$$



Hlanganisa tinomboro.




$$5 + 1 = 6$$

$$5 + 0 =$$

$$3 + 2 =$$

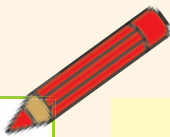
$$4 + 3 =$$





Ringeta leswi landzelaka.

$3 + 6 = 9$



$4 + 0 = 4$

$0 + 5 = 5$

$6 + 0 =$

$2 + 2 =$

$1 + 3 =$

$2 + 5 =$

$5 + 0 =$

$1 + 8 =$

$4 + 2 =$

$1 + 1 =$

$0 + 7 =$

$3 + 2 =$

$5 + 3 =$

$7 + 2 =$

$4 + 4 =$

$5 + 1 =$

$4 + 3 =$

$2 + 6 =$

$8 + 2 =$




Teacher:

Sign:




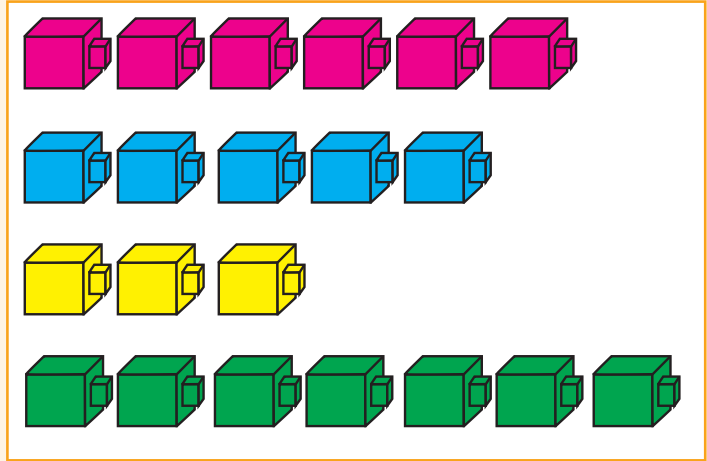

Date:





Ku hlengeleta na ku lulamisa

Hlawula no dirowa nhlengeleto wa leswi u swi hlawuleke.





Hlawula matluka lama landzelaka hi ku dirowa.



| | |
|--|--|
| Ku na matluka mangani ya xitshopana ? | |
| Ku na matluka mangani ya xilamula ? | |
| Ku na matluka mangani ya rihlaza ? | |



Teacher: _____
 Sign: _____
 Date: _____

Ku hlanganisa ku fika eka 10: ku hlayela u ya emahlweni



Dirowa xifaniso u tlhela u tsala xivulwa xa tinomboro eka xin'wana na xin'wana

Sarah u na 3 wa swiwitsi. Sipho u na 2 wa swiwitsi. Xana va na swiwitsi swingani hinkwavo?



A hi hlayeleni:


3

4

5

$$\boxed{} + \boxed{} = \boxed{}$$

Ndzi na 4 wa timabulu ndzi tlhela ndzi wina 3 wa timabulu tin'wana. Xana ndzi na timabulu tingani?



A hi hlayeleni:

4

5

6

7

$$\boxed{} + \boxed{} = \boxed{}$$

Ku na 5 wa maphaphatana. Ya joyiniwa hi man'wana mambirhi. Ku na maphaphatana mangani loko ya hlanganile hinkwawo?



A hi hlayeleni:

6

5

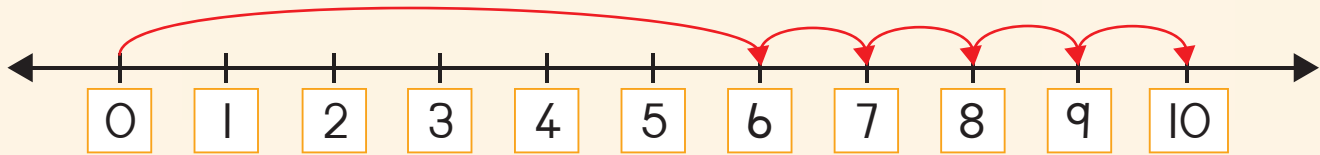
4

$$\boxed{} - \boxed{} = \boxed{}$$

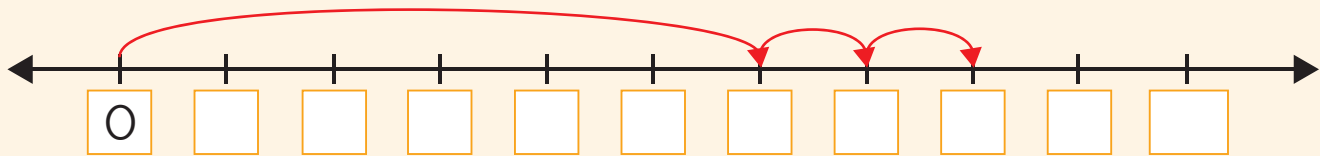




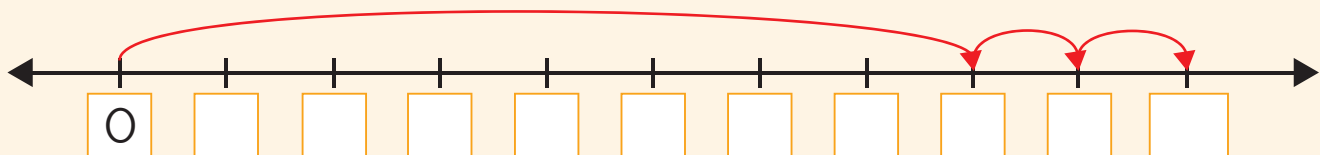
Tsala tinomboro eka ndzhati wa mintsengo kutani u tsala xivulwa xa tinomboro eka yin'wana na yin'wana.



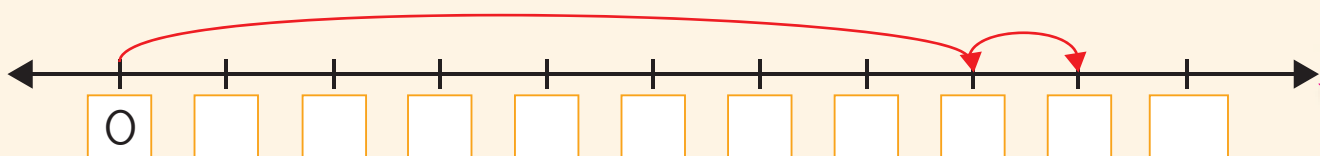
$$6 + 4 = \square$$



$$\square + \square = \square$$



$$\square + \square = \square$$



$$\square + \square = \square$$



Teacher:
Sign:
Date:





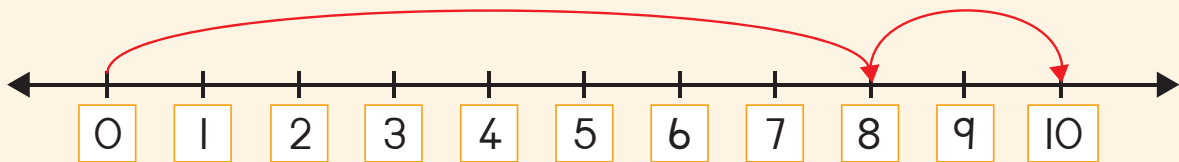
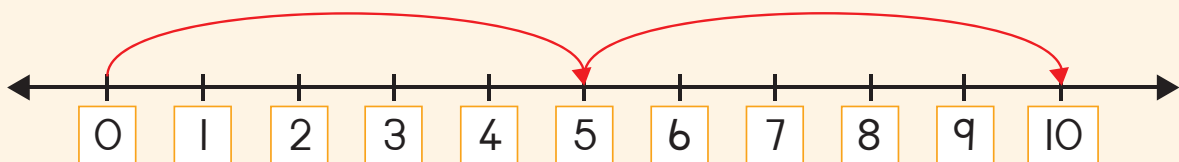
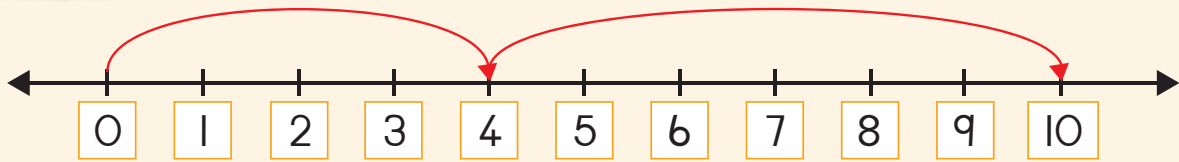
Ku hlanganisa: ku aka no tlhantlha ku fika eka 10

Khalara ku kombisa leswi landzelaka.

| | |
|-------|--|
| 1 + 9 | |
| 2 + 8 | |
| 3 + 7 | |
| 4 + 6 | |
| 5 + 5 | |



Tsala nhlayo ya:





Tirhisa nhlayo ya swiluva ku endla xivulwa xa wena xa tinomboro.



$$\square + \square + \square = \square$$



$$\square + \square + \square = \square$$



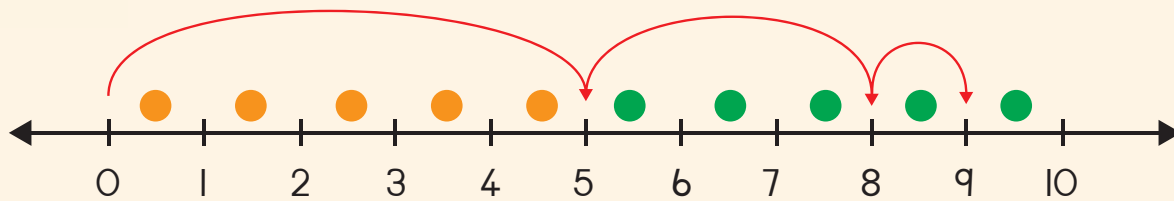
$$\square + \square + \square = \square$$



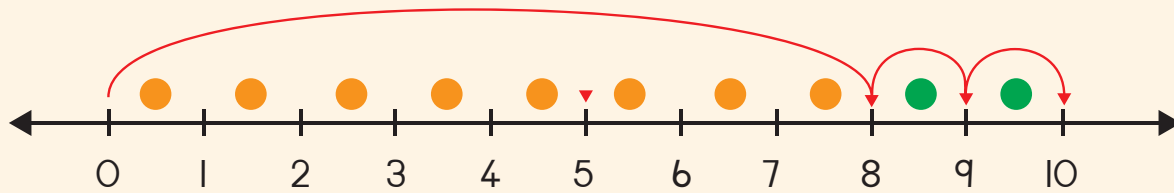
$$\square + \square + \square = \square$$



Tsala nhlayo ya:



$$\square + \square + \square = \square$$



$$\square + \square + \square = \square$$



Teacher: _____
Sign: _____
Date: _____





Ku andzisa kambirhi na ku hafula

Hlamula leswi faneleke.

Xana u vona vanhwanyana vangani?



Sweswi u vona vanhwanyana vangani?



I kambirhi i 2. Ku ta humelela yini loko hi hafula nomboro ya vanhwanyana?

Xana u vona mikondzo yingani?



Sweswi u vona mikondzo yingani?



Hi ri 2 kambirhi i 4. Xana hafu ya 4 yi ta va yini?

Xana u vona mavhilwa mangani?



Sweswi u vona mavhilwa mangani?



Hi ri 3 kambirhi i 6. Xana hafu ya 6 yi ta va yini?

Xana u vona milenge yingani?



Sweswi u vona milenge yingani?




Hi ri 4 kambirhi i 8. Xana hafu ya 8 yi ta va yini?



Xana u vona tintiho tingani?



Sweswi u vona tintiho tingani?

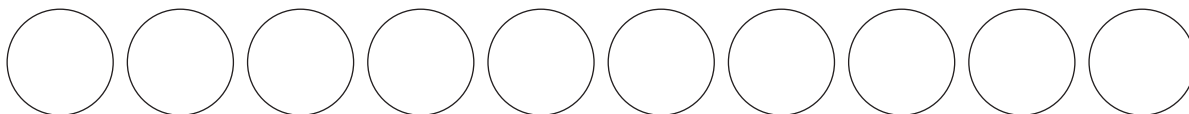


Hi ri 2 kambirhi i 4.
Xana hafu ya 4 yi ta va yini?



Lulamisa leswi landzelaka hi ku khalara. Tsala nhlayo.

Ndzi na 4 wa timabulu kasi munghana wa mina u na 4. Hinkwerhu hi na timabulu tingani loko ti hlanganile hinkwato? Khalara nomboro leyi faneleke ya timabulu.

 + = 

Hlamula leswi landzelaka.

1 kambirhi i

2 kambirhi i

3 kambirhi i

4 kambirhi i

5 kambirhi i

Hafu ya 2 i

Hafu ya 4 i

Hafu ya 6 i

Hafu ya 8 i

Hafu ya 10 i

Teacher:


Sign:

Date:




Hetisa swifaniso leswi.


xikwere



xirhendzevutana



yinhlamune




yinhlamune

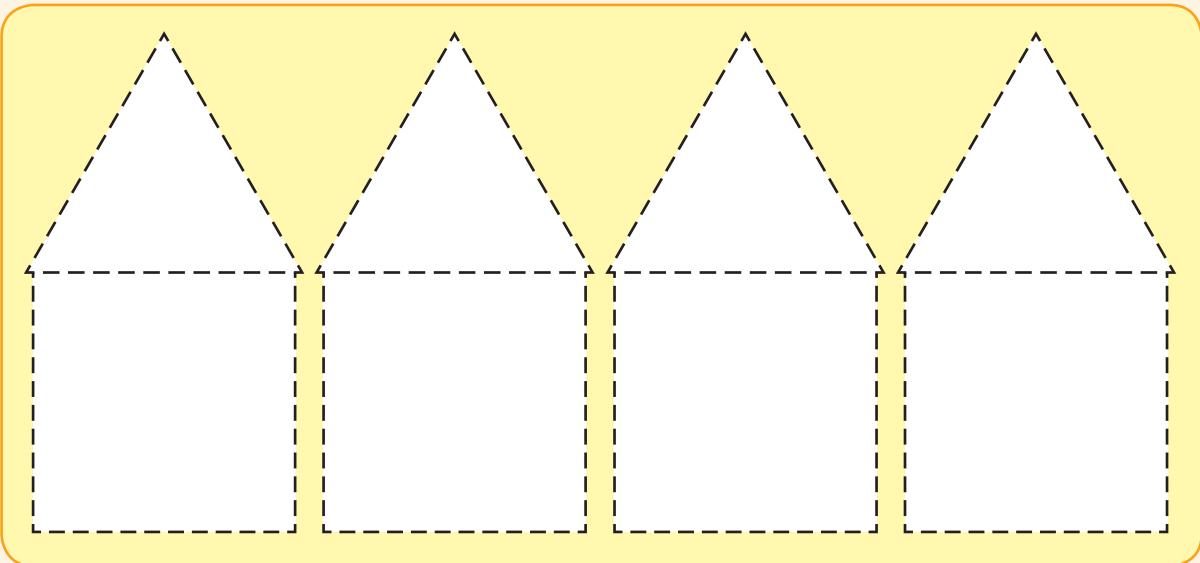

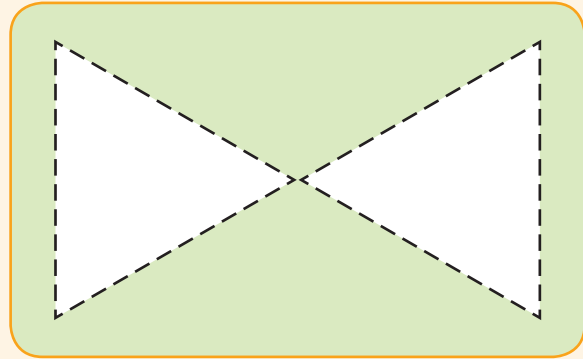
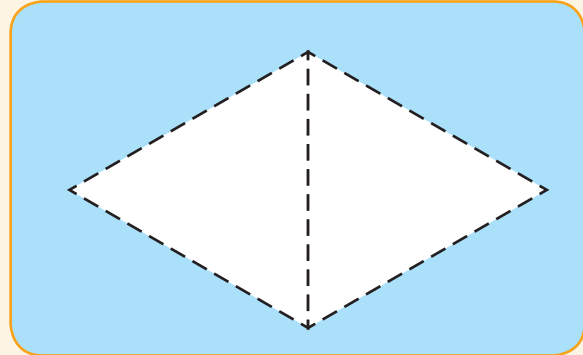
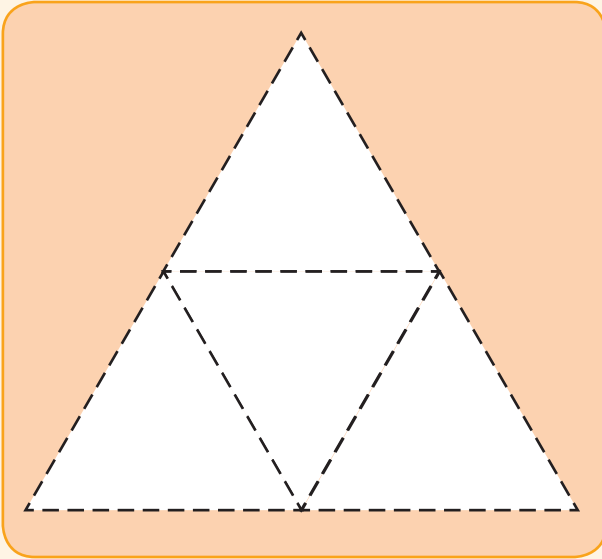


Tirhisa swivumbeko swa mune leswi nga laha henhla ku dirowa xifaniso.
U nga tirhisa swivumbeko ko tala.





Tirhisa swivumbeko leswi
tsemiweke ku vumba
swivumbeko leswi landzelaka.



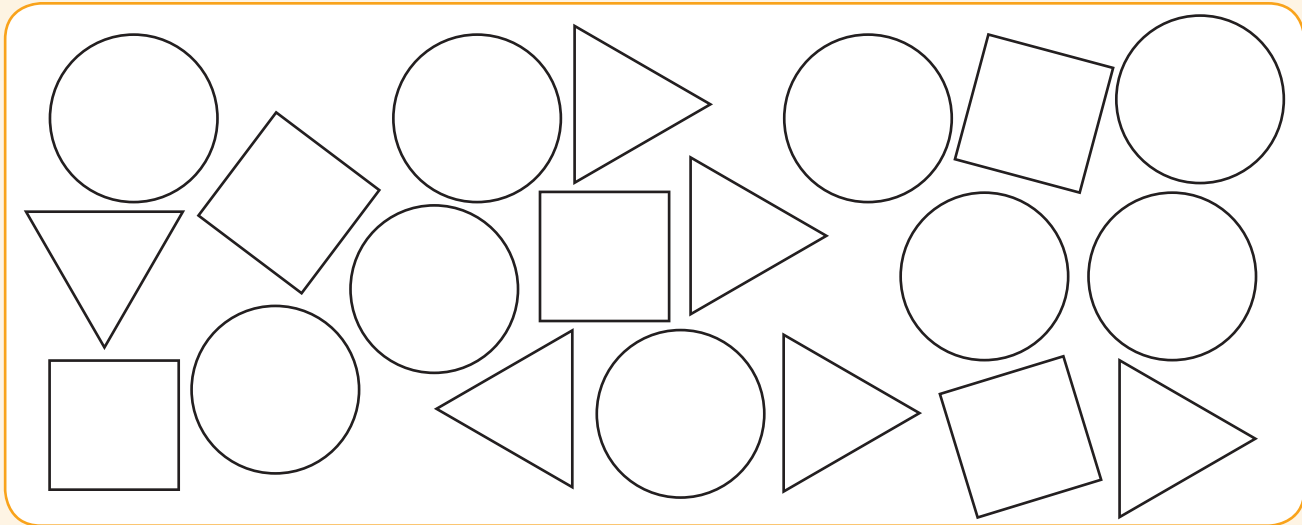
Teacher:
Sign:
Date:



Swivumbeko swin'wana swa 2 wa matlhelo



Hlawula swivumbeko u tlhela u dirowa swihlawuriwa swa wena.



Yinhlanharhu

Xirhendzevutana

Xikwere

Ku na tiyinhlanharhu tingani?

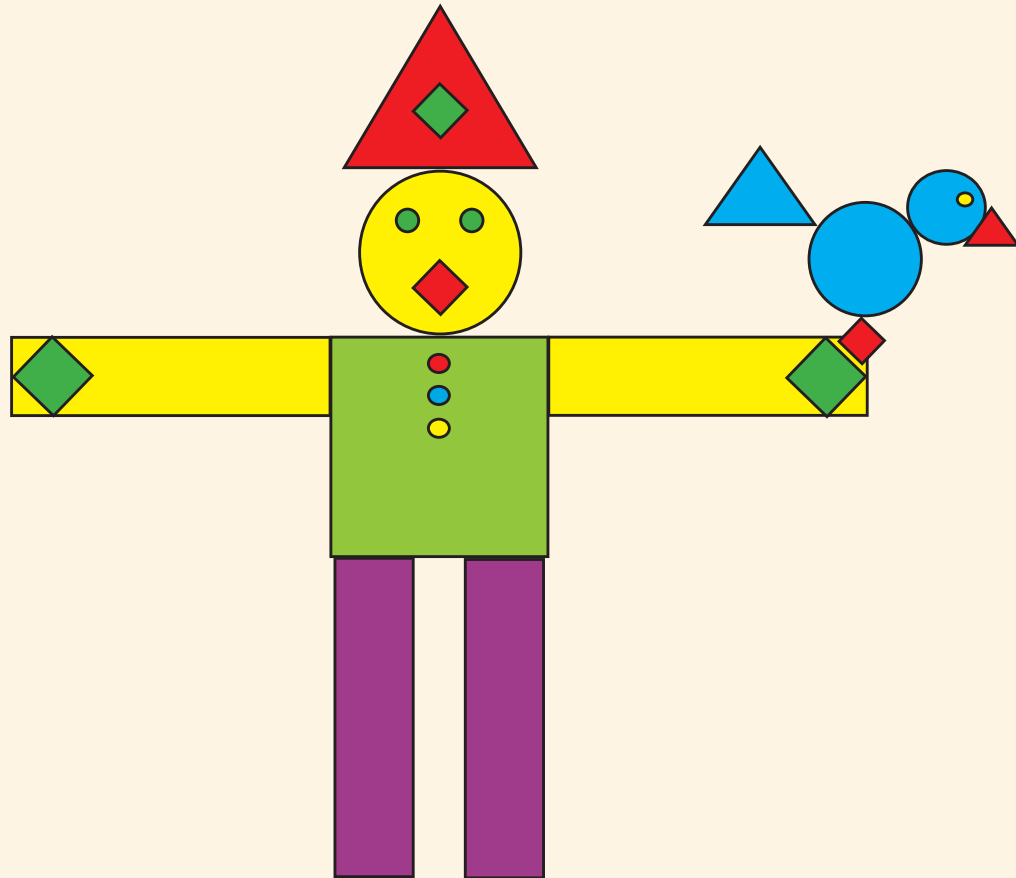
Ku na swirhendzevutana swingani?

Ku na swikwere swingani?

Lava swivumbeko



Lava swivumbeko swo hambana kutani u swi hlayela.



| | | |
|--------------------------|--|--|
| <input type="checkbox"/> | Xana u kumile swikwere swingani? | |
| <input type="checkbox"/> | Xana u kumile swirhendzevutana swingani? | |
| <input type="checkbox"/> | Xana u kumile tiyinhlanharhu tingani? | |
| <input type="checkbox"/> | Xana u kumile tinhlamune tingani? | |




Teacher:
Sign:
Date:



Mintlawa ya mbirhi ku fika eka 10

Hlamula swivutiso:



Xana u vona vana vangani?

Xana u vona tiphere tingani ta mikondzo?


Tsala nhlayo ya tiphere ta mikondzo.

$$2 + 2 + 2 =$$




Dirowa swirhendzevutana eka leswi landzelaka ku endla:

2 wa mintlawa ya 2



4 wa mintlawa ya 2







5 wa mintlawa ya 2






3 wa mintlawa ya 2



Tsala nhlayo ya leswi landzelaka:



$2 + 2 =$




Teacher: _____
Sign: _____
Date: _____





Ku hlanganisa loku vuyeleriweke ka vumbirhi ku fika eka 10

Ku na milenge yingani? Tsala nhlayo ya yona.



$$2 + 2 + 2 = 6$$









Khakhuleta kutani u dirowa xifaniso.

| | | | | |
|--------------------------------|---|--------------------------------|---|--------------------------------|
| <input type="text" value="2"/> | + | <input type="text" value="2"/> | = | <input type="text" value="4"/> |
| | | | | |

| | | | | | | |
|--------------------------------|---|--------------------------------|---|--------------------------------|---|----------------------|
| <input type="text" value="2"/> | + | <input type="text" value="2"/> | + | <input type="text" value="2"/> | = | <input type="text"/> |
|--------------------------------|---|--------------------------------|---|--------------------------------|---|----------------------|

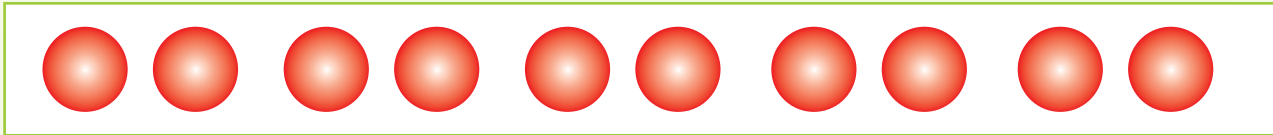
| | | | | | | | | |
|--------------------------------|---|--------------------------------|---|--------------------------------|---|--------------------------------|---|----------------------|
| <input type="text" value="2"/> | + | <input type="text" value="2"/> | + | <input type="text" value="2"/> | + | <input type="text" value="2"/> | = | <input type="text"/> |
|--------------------------------|---|--------------------------------|---|--------------------------------|---|--------------------------------|---|----------------------|

| | | | | | | | | | | |
|--------------------------------|---|--------------------------------|---|--------------------------------|---|--------------------------------|---|--------------------------------|---|----------------------|
| <input type="text" value="2"/> | + | <input type="text" value="2"/> | + | <input type="text" value="2"/> | + | <input type="text" value="2"/> | + | <input type="text" value="2"/> | = | <input type="text"/> |
|--------------------------------|---|--------------------------------|---|--------------------------------|---|--------------------------------|---|--------------------------------|---|----------------------|


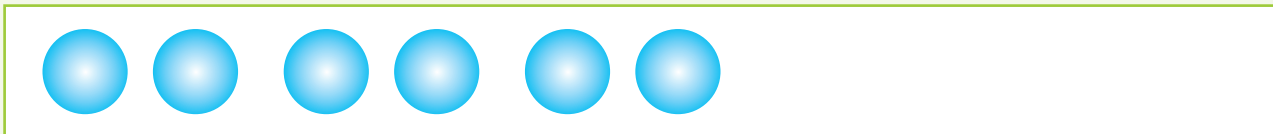

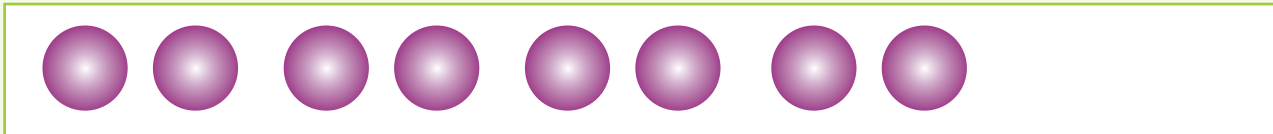






Tsala nhlayo ya:



$$2 + 2 + 2 + 2 + 2 =$$



Hlayela tinomboro leti hi vumbirhi kutani u khalara vumbirhi hinkwabyo.

| | | | | | | | | | |
|---|---|---|---|---|---|---|---|---|----|
| 1 | 2 | 3 | 4 | 5 | 6 | 7 | 8 | 9 | 10 |
|---|---|---|---|---|---|---|---|---|----|



Teacher:
Sign:
Date:





Tipatironi ta 2 ku fika eka 20



Dirowa ntila ku yelanisa nomboro leyi siyiweke.
Hi ku endlele wo sungula kutani hetisa mithamuko yin'wana mimbirhi.

Number line and number boxes for counting by 2s from 0 to 10.

Number line: 0 | 1 | | 3 | | 5 | | 7 | | 9 | 10

Number boxes: 6 2 8 4

Number line and number boxes for counting by 2s from 10 to 20.

Number line: 10 | 11 | | 13 | | 15 | | 17 | | 19 |

Number boxes: 14 12 16 20 18




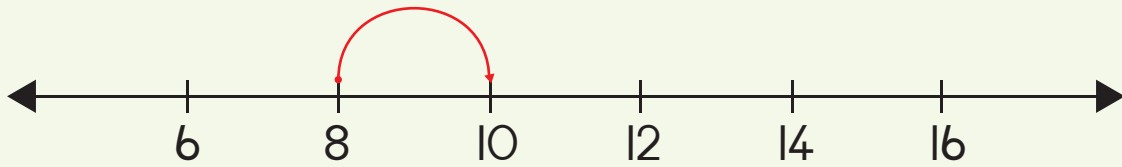
Hetisa patironi hi ku khalara tinomboro.

| | | | | | | | | | |
|----|----|----|----|----|----|----|----|----|----|
| 1 | 2 | 3 | 4 | 5 | 6 | 7 | 8 | 9 | 10 |
| 11 | 12 | 13 | 14 | 15 | 16 | 17 | 18 | 19 | 20 |





Dirowa mithamuko ku kombisa leswi landzelaka.



Teacher: _____
Sign: _____
Date: _____





Mintlawa ya nharhu ku fika eka 10

Hlamula swivutiso.



Xana u hlayele mabanana mangani?


Xana ku na mintlawa yingani?

Yi tsale tanihi xivulwa xa tinomboro.



Dirowa swirhendzevutana eka leswi landzelaka ku endla:

2 wa mintlawa ya 3




3 wa mintlawa ya 3






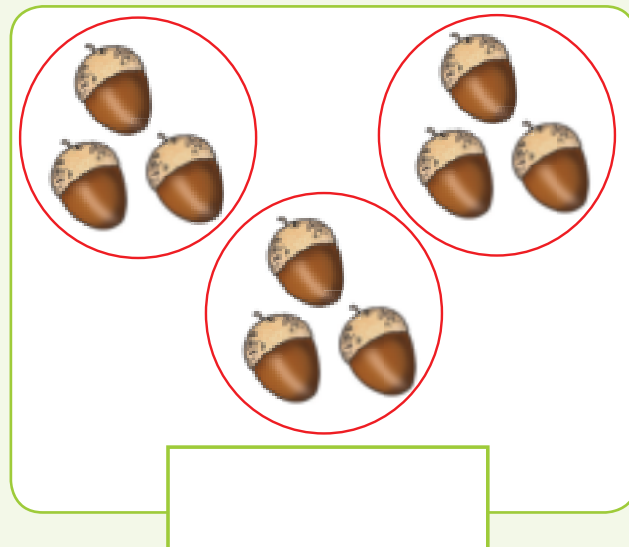
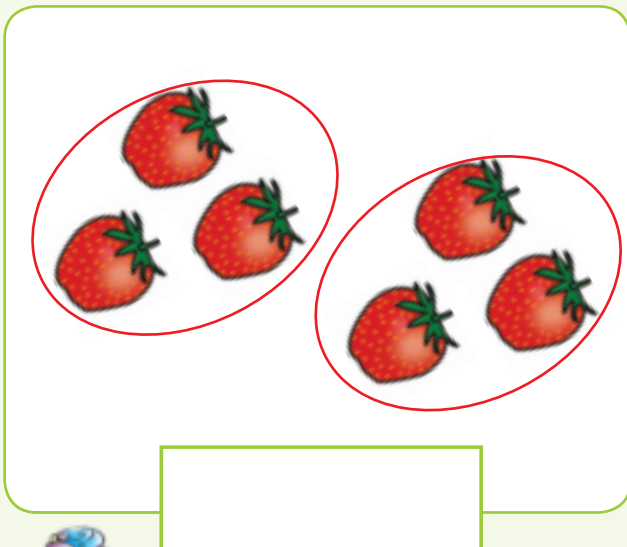
4 wa mintlawwa ya 3




1 ntlawa wa 3



Tsala xivulwa xa tinomoro xa leswi landzelaka:



Dirowa 2 wa mintlawwa ya 3.



Teacher:
Sign:
Date:





Ku hlanganisa loku vuyeleriweke ka vunharhu ku fika eka khume

Ku na mavhilwa mangani? Ya tsale tanihi nhlayo.











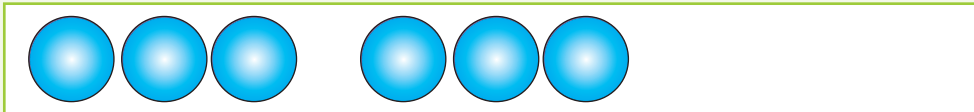
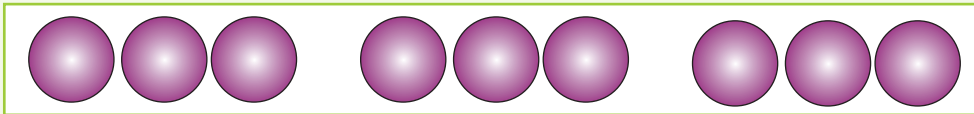
Dirowa swivumbeko ku kombisa leswi landzelaka.

$$3 + 3 = \square$$

$$3 + 3 + 3 = \square$$



Tsala nhlayo ya:



Xana ndzi xavile swiluva swingani emakete?



Nhlayo.




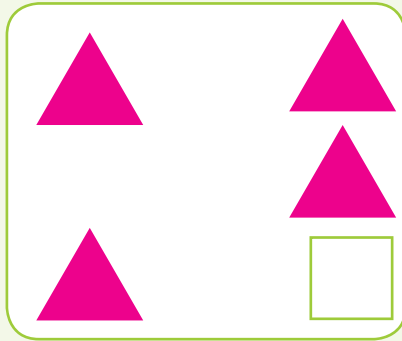

Teacher:
Sign:
Date:





Mintlawa ya mune ku fika eka khume

Hlayela swivumbeko kutani u tsala nomboro.



Ndzi vonile swiharhi leswi landzelaka ezoo. Xana ndzi vonile milenge yingani?
Tsala xivulwa xa tinomboro eka yin'wana na yin'wana.



$$4 + 4 = 8$$









Dirowa swivumbeko eka leswi landzelaka ku endla:

2 wa mintlawwa ya 4



1 wa mintlawwa ya 4



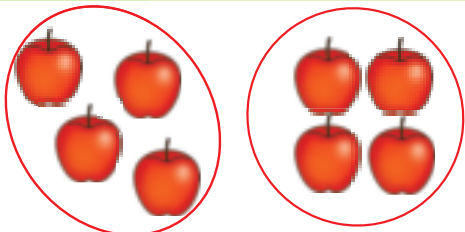
2 wa mintlawwa ya 4






1 ntlawwa wa 4



Tsala nhlayo ya leswi landzelaka:



$4 + 4 =$



Teacher:
Sign:
Date:




Ku hlanganisa loku vuyeleriweke ka vumune ku fika eka khume



Ku na milenge yingani? Tsala nhlayo ya yin'wana na yin'wana.



$$\square + \square = \square$$



$$\square + \square = \square$$



$$\square + \square = \square$$



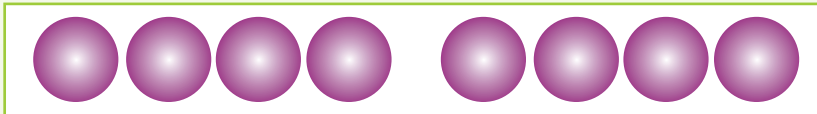


Dirowa swivumbeko ku kombisa leswi landzeka.

$$\boxed{4} + \boxed{4} = \boxed{}$$



Tsala nhlayo ya:



Susan u bakile 4 makhekhe ya swikhapana. Jane u bakile 4 makhekhe ya swikhapana. Xana va bakile makhekhe ya swikhapana mangani hinkwawo? Bana xirhendzevutana eka nomboro ya makhekhe ya swikhapana leyi faneleke.



Nhlayo.



Teacher: _____
Sign: _____
Date: _____





Mintlawa ya ntlhanu ku fika eka khume

Hlamula swivutiso.



Xana u vona swikunwana swingani enkondzweni wun'wana na wun'wana?

Ku na swikunwana swingani hinkwaswo?

Yi tsale tanihi nhlayo.

$$5 + 5 =$$



Dirowa swirhendzevutana eka leswi landzelaka ku endla:

1 ntlawa wa 5




2 wa mintlawa ya 5







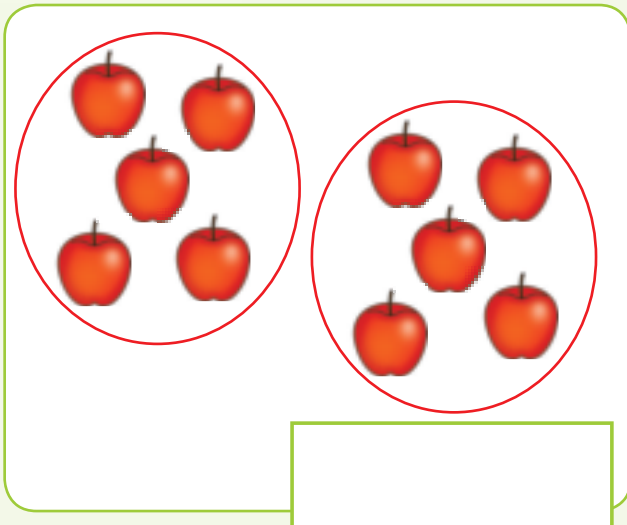
2 wa mintlawa ya 5



1 ntlawa wa 5



Tsala nhlayo ya leswi landzelaka:



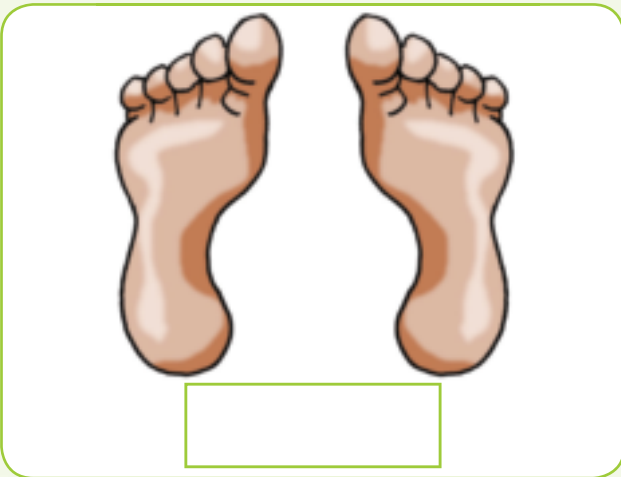


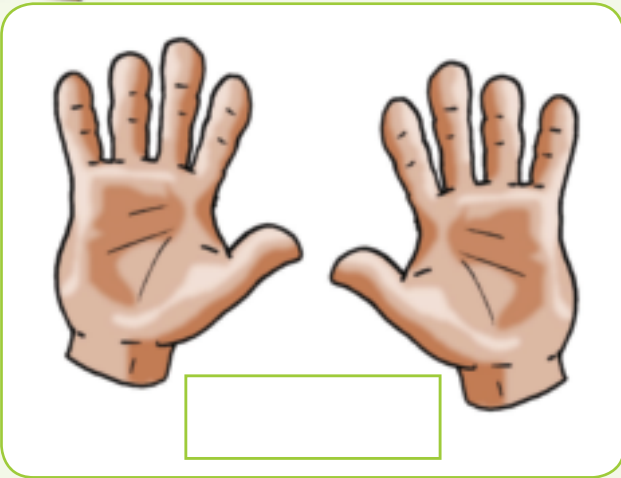
Teacher:
Sign:
Date:





Ku hlanganisa loku vuyeleriweke ka vuntlhanu ku fika eka 10

Ku na tintiho kumbe swikunwana swingani?






Dirowa swivumbeko ku kombisa leswi landzelaka.

$$5 + 5 = \square$$



Tsala nhlayo ya:



Xana u vona swikunwana swingani enkonzweni wun'wana na wun'wana? Ku na swikunwana swingani hinkwaswo? Dirowa xifaniso.

Nhlayo:



Xana u na tintiho tingani exandleni xin'we? Xana u na tintiho tingani hinkwato? Dirowa xifaniso.

Nhlayo:



Teacher: _____
Sign: _____
Date: _____





Tipatironi ta ntlhanu ku fika eka 20

Dirowa ntila ku yelanisa na nomboro leji sijiweke. Hi ku endlele yo sungula. Hetisa mithamuko hi ku landzelerisa ehenhla ka yona.

0 1 2 3 4 6 7 8 9

5 15 10 20

10 11 12 13 14 16 17 18 19

5 15 10 20



Hetisa patironi hi ku khalara tinomboro.

| | | | | | | | | | |
|----|----|----|----|----|----|----|----|----|----|
| 1 | 2 | 3 | 4 | 5 | 6 | 7 | 8 | 9 | 10 |
| 11 | 12 | 13 | 14 | 15 | 16 | 17 | 18 | 19 | 20 |





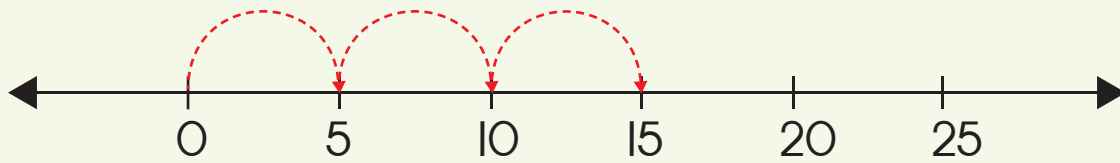
Dirowa mithamuko ku kombisa leswi landzelaka.

0

5

15

20

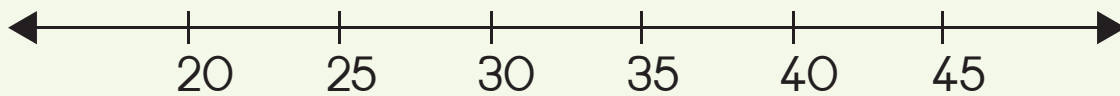


20

25

30

35

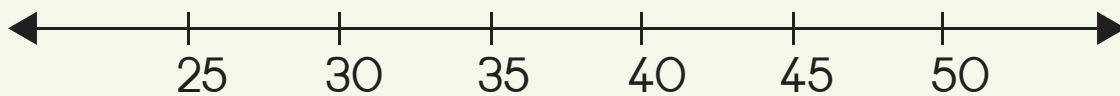


35

40

45

50



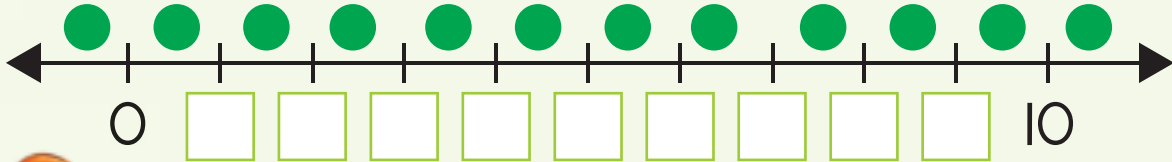
Teacher:
Sign:
Date:



Tipatironi ta khume



Tata tinomboro leti sijiweke.



Dirowa 10 wa vuhlalu exikarhi ka swikhandlu kutani u yelanisa nomboro na buloko leji faneleke.



50 40 30 20



Hetisa ndzhati wa mintsengo hi ku kopunula tinomboro leti nyikiweke eka swivandla leswi faneleke.

50 30 10 0 50 20 40





Hetisa bodo ya tinomboro hi ku tirhisa tinomboro ta switsemiwa.

| | | | | | | | | | |
|----|----|----|----|----|----|----|----|----|--|
| 1 | 2 | 3 | 4 | 5 | 6 | 7 | 8 | 9 | |
| 11 | 12 | 13 | 14 | 15 | 16 | 17 | 18 | 19 | |
| 21 | 22 | 23 | 24 | 25 | 26 | 27 | 28 | 29 | |
| 31 | 32 | 33 | 34 | 35 | 36 | 37 | 38 | 39 | |
| 41 | 42 | 43 | 44 | 45 | 46 | 47 | 48 | 49 | |
| 51 | 52 | 53 | 54 | 55 | 56 | 57 | 58 | 59 | |
| 61 | 62 | 63 | 64 | 65 | 66 | 67 | 68 | 69 | |
| 71 | 72 | 73 | 74 | 75 | 76 | 77 | 78 | 79 | |
| 81 | 82 | 83 | 84 | 85 | 86 | 87 | 88 | 89 | |
| 91 | 92 | 93 | 94 | 95 | 96 | 97 | 98 | 99 | |

Tirhisa tinomboro ta switsemiwa ku suka emakumu ka buku.



| | | | | | |
|----|----|-----|----|----|----|
| 20 | 40 | 10 | 60 | 90 | 80 |
| 50 | 30 | 100 | 70 | | |



Teacher: _____
Sign: _____
Date: _____



60a

Kotara ya 2



Tinomboro na mali

Yelanisa mali leyi landzelaka.

| | | |
|-----------------|--|--|
| R100 | | |
| R20 | | |
| R10 | | |
| 5 ^c | | |
| R50 | | |
| 50 ^c | | |
| R5 | | |
| R1 | | |







Mali: Ya phepha na ya swingwece

Bana xirhendzevutana eka mali ya phepha kumbe swingwece leswi nga na nkoka wa le henhla swinene.

| | | |
|--|--|---|
|  |  |  |
|  R100 | R50 | R10 |

| | | |
|--|--|--|
|  |  |  |
| RI | R5 | R10 |

| | | |
|---|---|---|
|  |  |  |
| RI | 50c | 5c |

| | | |
|---|---|---|
|  |  |  |
| R20 | R5 | R10 |



Teacher:
Sign:
Date:





Tinomboro na mali (Swi yisiwa emahlweni)

Bana xirhendzevutana eka hinkwaswo:

swingwece swa 5c



swingwece swa 10c



swingwece swa 20c



Bana xirhendzevutana eka hinkwato:

Mali ya phepha ya R10



Bana xirhendzevutana eka hinkwato:

Mali ya phepha ya R20





Bana xirhendzevutana eka swingwece leswi endlaka 20c eka rixaxa rin'wana na rin'wana.

| | | | | |
|--|--|--|--|--|
| | | | | |
| | | | | |
| | | | | |
| | | | | |



Bana xirhendzevutana eka mali leyi endlaka R20 eka rixaxa rin'wana na rin'wana.

| | | |
|--|--|--|
| | | |
| | | |



Teacher: _____
 Sign: _____
 Date: _____






Mali na cinci

Dirowa swingwece leswi nga ta ku nyika ntsengo wa:

a.

10c



b.

20c

c.

15c









Hlanganisa swingwece. Khalara nhlamulo leji faneleke.

| | | | |
|--|-----|-----|-----|
|  | 10c | 15c | 20c |
|  | 10c | 15c | 20c |
|  | 10c | 15c | 20c |



Ndzi na leswi landzelaka eka bangi ya mina ya xingulubyana. Xana ndzi nga xava yini hi swona? Dirowa kumbe u damarheta xifaniso ebulokweni.

| | |
|---|--|
|  |  |
|  |  |



Teacher:
Sign:
Date:





Mali yo tala na cinci





Susa xingwece xin'we xa 5c. Xana u sale na mali muni?



5c



Ku sale mali muni?

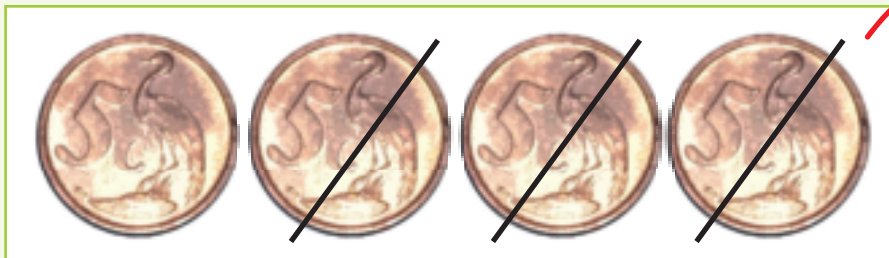





Ku sale mali muni? Yelanisa leswi landzelaka.




5c



20c



15c



10c



Teacher:
Sign:
Date:




Xivumbeko, tlhelo na xijimo

Lava u tlhela u ba xirhendzevutana eka xivumbeko lexi nga na xivumbeko na tlhelo leswi fandaka na swa xivumbeko lexi nga ebokisini ro sungula.



| | | | | |
|--|--|--|--|--|
| | | | | |
| | | | | |
| | | | | |
| | | | | |
| | | | | |
| | | | | |



Bana xirhendzevutana eka tinhlamulo leti faneleke.

| | | | | | |
|---|---|---|---|---|--|
| | | | | | |
| 1 | 2 | 3 | 4 | 5 | |

I xiharhi xihhi **lexi** nga **emahlweni** ka ndlopfu?

I xiharhi xihhi lexi nga **endzhaku** ka mbyana?

I xiharhi xihhi lexi nga **exikarhi** ka mangwa na mbyana?

Loko mbyana yi ya **emahlweni**, xana yi ta chayisana na xiharhi xihhi?

Loko ndlopfu yi ya **endzhaku**, xana yi ta chayisa xiharhi xihhi?

Xana i xiharhi xihhi lexi nga eka rixaxa na le **xikarhi**?

Xana xiharhi xo **sungula** erixaxeni hi xihhi?

Xana xiharhi xo **hetelela** erixaxeni hi xihhi?



Teacher: _____
 Day: _____
 Date: _____

Tipatironi ta swivumbeko swa jometiri


Engetela patironi hi xivumbeko xin'wana xin'we.

| | |
|--|--|
| | |
| | |
| | |
| | |
| | |
| | |



Tumbuluxa patironi ya wena hi swivumbeko leswi n'jikiweke.

| | |
|--|--|
| | |
| | |
| | |
| | |




Teacher: _____
 Day: _____
 Date: _____



Swivumbeko swa matlhelo ma2 na minchumu ya matlhelo ma3


Khalara swivumbeko.


Khalara swikwere tshwuka.  hi muhlovo wo


Khalara swirhendzevutana wa wasi.  hi muhlovo

Khalara tujinlanharhu hi muhlovo wa rihlaza. 

Khalara tikhubu xitshopana.  hi muhlovo wa

Khalara swirhendzevutana muhlovo wa xivunguvungu.  hi

Khalara tiphirizimu xitamula.  hi muhlovo wa




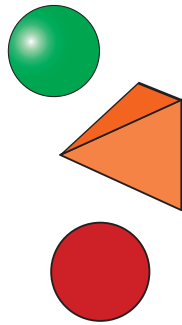
Swivumbeko na minchumu yo khomeka


Bana swirhendzevutana eka swivumbeko.

 Bana xirhendzevutana xo tshwuka eka 

 Bana xirhendzevutana xa wasi eka 





 Bana xirhendzevutana xa rihlaza eka 




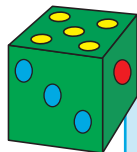


Shapes:

Cut out the shapes on the dotted lines. Now use them to do the worksheets in your book. Remember to keep them safe so that you can use them over and over again.

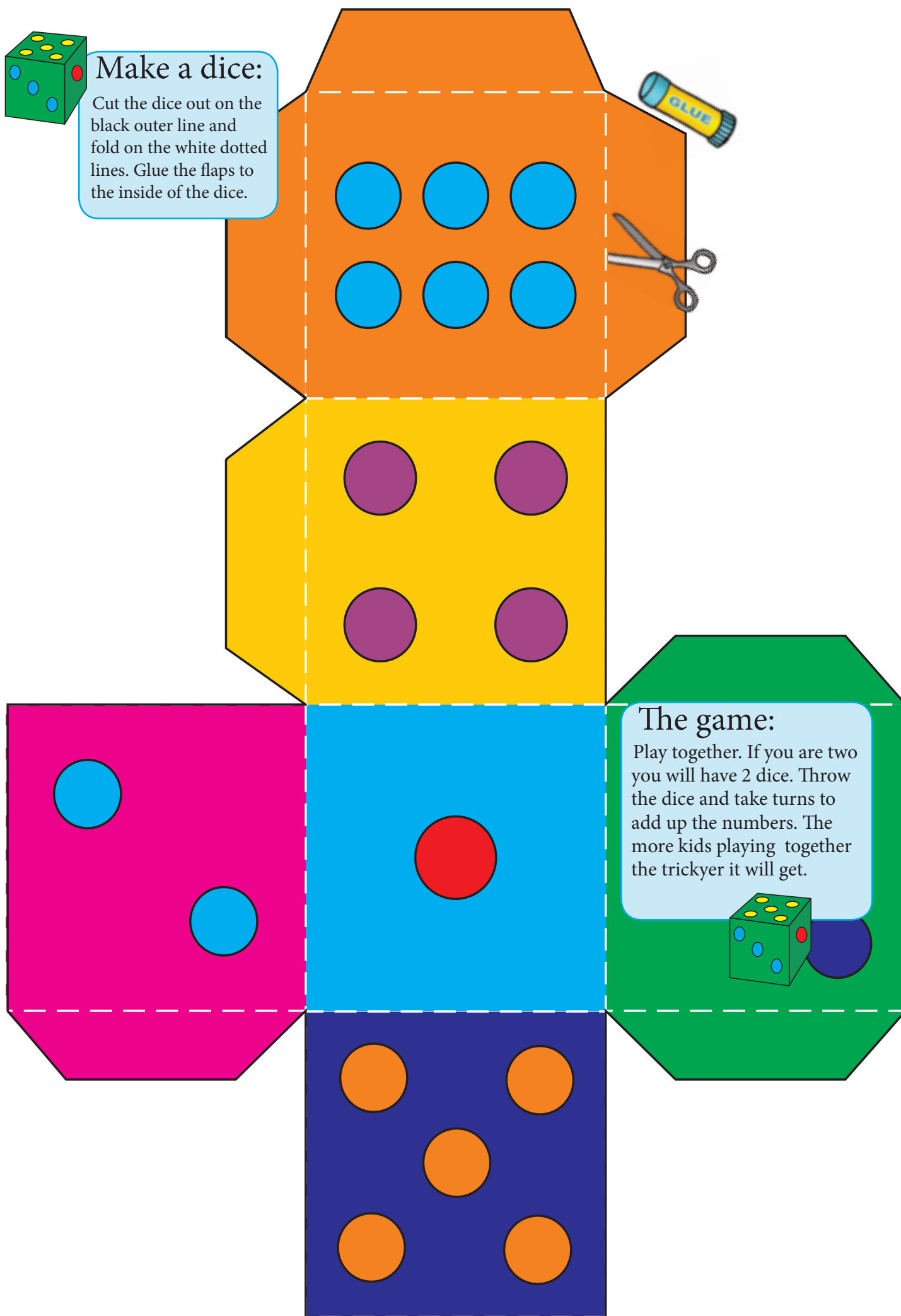







Make a dice:

Cut the dice out on the black outer line and fold on the white dotted lines. Glue the flaps to the inside of the dice.



The game:

Play together. If you are two you will have 2 dice. Throw the dice and take turns to add up the numbers. The more kids playing together the trickier it will get.



Use these cut outs numbers to complete the number board.



20 40

10 60

90 80

50 30

100 70