

U talukanya Mulayotewa (Ndayotewa) wa Riphabuiki ya Afrika Tshipembe (1996)

Milayo ya nthesa ya shango i wanala kha Mulayotewa (Ndayotewa) wa Riphabuiki ya Afrika Tshipembe (1996). Milayo iyi i na maanda u fhira na muphuresidennde, maanda ayo a fhira a dzikhothe na a muvhuso wothe.

Ndi milayo ine ya laya vhatu vha jino shango uri vha tea u farana nga ngilaje. Mulayotewa wa shango wo itelwa u tsiredza rothe ri no khou tshila zwino na vhana vhashu vhane vha kha di go da.

Talukanyani hune ra bva hone.

Ri songo dovha vkhakhi ha mulovha.

Mulayotewa washu u ri thusa uri ri elekanye nga vhumatshelo ha khwiye ha rothe khatihhi na u vhu fhaa.

Riye, vhatu vha Afrika Tshipembe;

Ri dziela ntha u shaa ha vhumakanyi kha tshifhinga tsho fhelaho;

Ri thonifha havho vhe vha tambulela vhumakanyi na mbofholowo kha shango jashu;

Ri thonifha havho vhe vha shuma vha tshi itela u fhaa na u bvedzisa shango jashu; na

U tenda uri Afrika Tshipembe ndi ja vhothe vhane vha dzula kha jo, vho vhohekanywaho vha vha huthihi naho vha sa fani.

Zwenezwo, nga kha vhaimeleli vho khethiwaho zwavhudi, ri khou tangedza ino Ndayotewa sa wone Mulayo Muhulusa wa Riphabuiki uri u—

Fhelise khethululo ya tshifhinga tsho fhelaho na u thoma tshitshavha tshine tsho gisendeka kha ndeme dza demokirasi, vhumakanyi ha matshilano na pfanelo dza vthutu;

Fhate mitheo kha demokirasi na tshitshavha tshi re khagala hune muvhuso wo gisendeka kha lufuno lwa vhatu nahone vhadzulapo

vho tsiredzwa nga mulayo nga ngila I linganaho;

Khwinisa ndeme ya Vhutshilo ha vhadzulapo vhothe na u vhofohola vhuconi ha muthu muwe na muwe; na

Fhaa mbumbano na demokirasi zwa Afrika Tshipembe uri ji kone u vha fhethu ho teaho sa muvhuso wo giimisaho kha muja wa tshaka.

Shumisani pfanelo dza nu sa mudzulapo wa Afrika Tshipembe ni dovhe ni vhe na vhudifhinduleli ha u tsiredza pfanelo dza vha vha.

Divhani Mulayotibe Wa Pfanelo na Mulayotibe Wa Vhudifhinduleli.

Mudzimu tsiredza vhatu vhashu.

Nkosi Sikelel' iAfrika. Morena boloka setjhaba sa heso.

God seën Suid-Afrika. God bless South Africa.

Hosi katekisa Afrika.



DIVHAMBALO NGA TSHIVENDA – Gireidi ya 1 | Bugu 1

ISBN 978-1-920458-91-1

Gireidi
ya

Dzina:

Kilasi:



basic education

Department:
Basic Education
REPUBLIC OF SOUTH AFRICA

DIVHAMBALO NGA TSHIVENDA

Bugu ya 1
Themo 1 & 2



MATHEMATICS IN TSHIVENDA

GRADE 1 – BOOK 1

TERMS 1 & 2

ISBN 978-1-920458-91-1

THIS BOOK MAY NOT BE SOLD.

14th Edition



9 781920 458911

Zwi re ngomu

No.	Thoho	Saitori
1	Mvusuludzo: U tala na u livhanya	2
2	Mvusuludzo: U vhekanya nga mivhala na u tevhezela phetheni	4
3	Mvusuludzo: Mivhala na phetheni	6
4	Mvusuludzo: U vhekanya na u tevhezela zwivhumbeo	8
5	Mvusuludzo: Wanani ni vhale	10
6	Mvusuludzo: Vhuimo	12
7	Mvusuludzo: Tshifhinga	14
8	Mvusuludzo: Zwivhumbeo, saizi na mivhala	16
9	Thihi	18
10	Mbili	20
11	Raru	22
12a	Vhulapfu (vhunavha) na vhuimo	24
12b	Vhulapfu/vhunavha	26
13	Vhambadzani nomboro dza 1-3	28
14	Iṅa	30
15	Ianganyani na u tusa u swika kha 4	32
16	Tshifhinga	34
17	Ihanu	36
18	Vusuludzani nomboro 1 u swika kha 5	38
19	Ianganyani u swika kha 5	40
20	Iusani kha 5 ni tlanganye u swika kha 5	42
21	Ianganyani na u tusa u swika kha 5	44
22	Mutanganyo na mutuso 1 u swika kha 5	46
23	Bola na zwi bogisi	48
24a	Tsha monde na tsha u la	50
24b	Ndila	52
25	U fhaṅa na u pagula nomboro	54
26	Njingakavhili dza mutanganyo	56
27	Zwihulwane na zwiṅuku	58
28	Vhekanyani zwithu	60
29	Kha ri kovhekane zwi tshi lingana	62
30	U kovhana zwi tshi lingana	64
31	U fhaṅa zwithu	66
32	U bula tshifhinga	68

No.	Thoho	Saitori
33	Rathi	70
34	Sumbe	72
35	Malo	74
36	Iahe	76
37	Zwo ḡala kana a hu na tshithu	78
38	Fumi	80
39	Nomboro 1 u swika kha 10	82
40	Khaphasithi na volumu	84
41	Nomboro 1 u swika kha 10	86
42	Zwi no pagla, zwi no lingana na zwiṅuku	88
43	U tanganya malegere	90
44	U kuvhanganya na u vhekanya	92
45	U tlanganya u swika kha 10: u vhala ri tshi ya phanda	94
46	Mutanganyo: u fhaṅa na u pagukanya u swika kha 10	96
47	U inga kavhili na u hafula	98
48a	Zwivhumbeo	100
48b	Zwivhumbeo zwiṅwe hafhu zwa 2-D	102
49	Zwigwada zwa 2 u swika kha 10	104
50	Ndovholo ya mutanganyo wa mbili u swika kha 10	106
51	Phetheni dza 2 u swika kha 20	108
52	Zwigwada zwa raru u swika kha zwa fumi	110
53	Ndovholo ya mutanganyo wa tharu u swika kha fumi	112
54	Zwigwada zwa nṅa u swika kha fumi	114
55	Ndovholo ya mutanganyo wa zwiṅa u swika kha zwa fumi	116
56	Zwigwada zwa zwiṅanu u swika kha zwa fumi	118
57	Ndovholo ya mutanganyo wa tharu u swika kha 10	120
58	Phetheni tharu u swika kha fumbili	122
59	Phetheni dza mahumi	124
60a	Nomboro na tshede	126
60b	Nomboro na tshede (Zwi iswa phanda)	128
61	Tshede na tshintshi	130
62	Tshede na tshintshi hafhu	132
63	Zwivhumbeo, nzulele na kuimele	134
64a	Phetheni dzi re na zwivhumbeo zwa dzhometiri	136
64b	Zwivhumbeo zwa 2-D na zwithu zwa 3-D	138



Vho Angie Motshekga
Minista wa Muhasho wa
Pfunzo ya Muteo



Vho Dr Reginah Mhaule
Muthusaminista wa
Pfunzo ya Muteo

Bugu idzi dzo ṅwalelwa vhana vha Afrika Tshipembe, mushumo wa hone wo rangiwa phanda nga Minista wa Pfunzo ya Muteo, Vho Angie Motshekga na Muthusaminista wa Pfunzo ya Muteo, Vho Dr Reginah Mhaule.

Bugu dza u shumela dza Rainbow ndi tshipiḡa tsha zwe Muhasho wa Pfunzo ya Muteo wa ita zwa u khwiṅisa vhukoni ha vhagudi vha Afrika Tshipembe vha gireidi dza rathi dza u ranga. Sa tshinwe tsha zwithu zwihulwane zwa Pulanetshumisi ya Muvhuso, thandela iyi yo konadzea nge ya lambudzwa lu sa vhudzisi nga Muhasho wa Gwama la Lushaka.

Hezwi zwo ita uri Muhasho u kone u bvedza bugu idzi, dzi kha nyambo dzoṅhe dza tshiofisi, dzi tshi waniwa mahala.

Ri na fulufhelo lauri bugu idzi dzi ḡo thusa vhadededzi (vhagudisi) mushumoni wavho wa u funza wa ḡuvha linwe na linwe khathihi na u vha na vhuṅanzi uri vha khunyeledze kharikhu lamu yoṅhe. Ro ita nga vhuronwane uri ri sumbedze ndila vhadededzi kha nyito nge ra shumisa aikhoni dzi no sumbedza uri mugudi u tea u ita zwifhio.

Ri na fulufhelo li no bva li mbiluni uri vhana vha ḡo ḡiphiṅa nga u shumisa bugu idzi zwenezwi vha tshi khou aluwa na u guda, khathihi na uri na vhonevho, sa mudededzi, vha ḡo ḡiphiṅa na vhana avha.

Ri ri kha vhone na vhagudi vhavho, ngavhe zwi tshi vha nakela musi vha tshi shumisa bugu idzi. Zwi pfumbe.



Gireidi
ya



M b a l o

NGA TSHIVENĎA


TSHIVENĎA

Bugu ya



Bugu iyi ndi ya:

20 21 22 23 24 25 26 27 28 29 30 31 32 33 34 35 36 37 38 39



Mvusuludzo: U tala na u livhanya

Thusani musidzana uri a wane thoyi dzawe.

U THOMA

MUGUMO


A large rectangular area containing a maze. The maze starts at a child holding a globe (labeled 'U THOMA') and ends at a soccer ball (labeled 'MUGUMO'). The path is indicated by a dotted line, while other paths are shown as dashed lines.





U livhanya

Wanani tshifanyiso tshi no fana na tshi re tshibogisini tsha u thoma.



Teacher:
Sign:
Date:





Mvusuludzo: U vhekanya nga mivhala na u tevhedzela phetheni







Vheyani zwivhumbeo izwi nga mivhala, zwibogisini.

Rou muduba inwe na inwe i vha na zwivhumbea zwa muvhala u no fana na wa tshivhumbeo tsha u thoma.

Ro ni itela rou ya zwivhumbeo zwitswuku sa tsumbo.

Bulani muvhala wa tshivhumbeo tshinwe na tshinwe.

Hu shumiswa zwigeriwa zwi re murahu ha bugu.






Bola na zwibogisi



Tevhedzelani kha mitaladzi yo tshukhukanyiwaho ni tshi fhedzisa phetheni ya khovhe ya vhimbi.



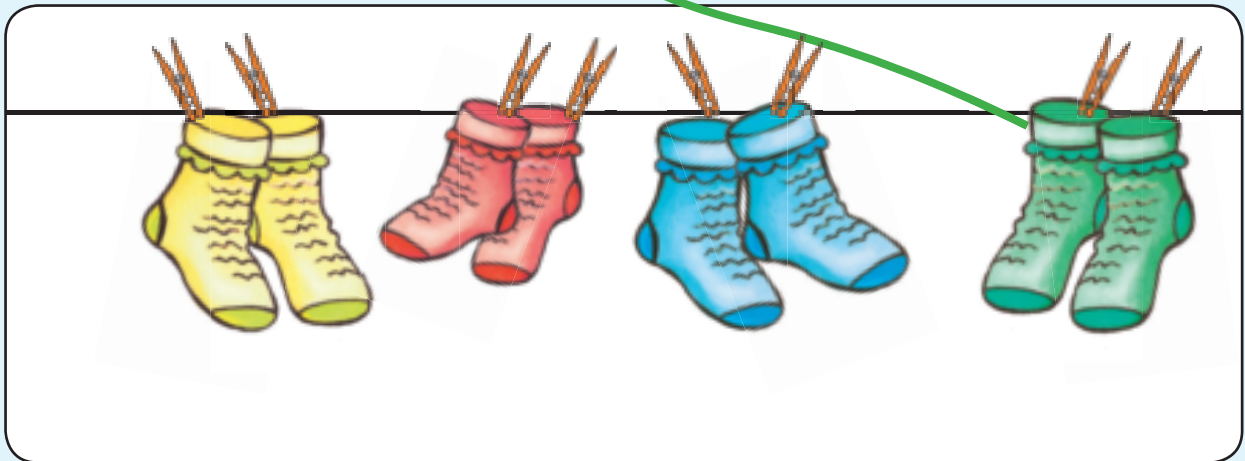

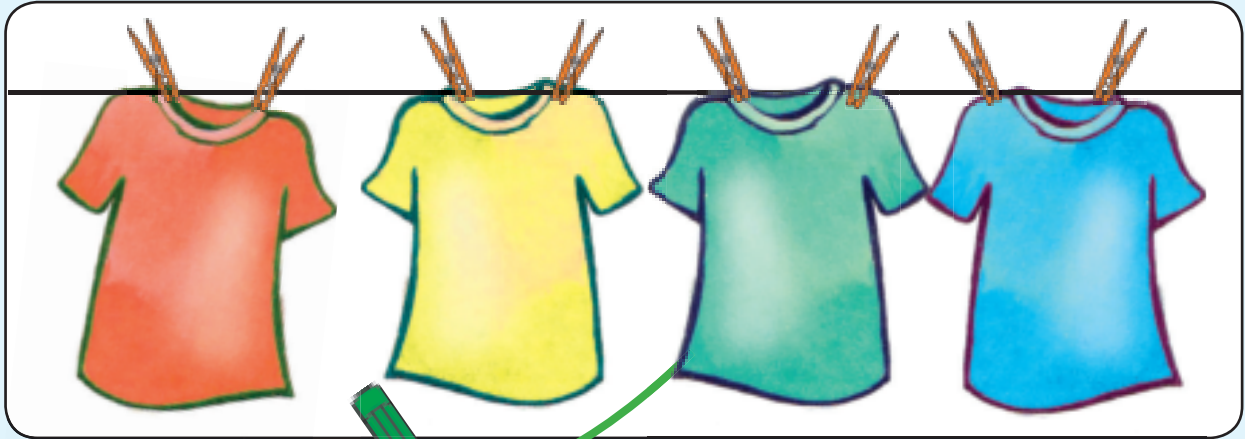
Teacher:
Sign:
Date:





Mvusuludzo: Mivhala na phetheni

Talani mutalo wa u livhanya zwiambaro zwa mivhala i no fana.





Thomani u tevhedzela phetheni ni tshi shumisa munwe ni kone u tevhedzela nga khirayoni kana penisela. Phetheni ya u thoma kha rou irwe na irwe i do ni dededza tshifhinga tshoṭhe.









Teacher: _____
Sign: _____
Date: _____




Mvusuludzo: U vhekanya na u tevhedzela zwivhumbeo



Wanani zwigeriwa zwa zwitendeledzi murahu ha bugu ni zwi dzhenise zwikhalani izwi.

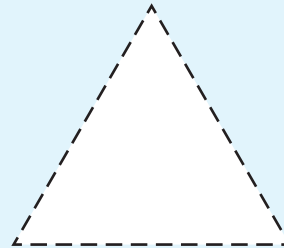
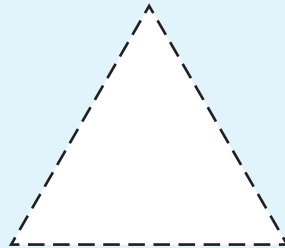
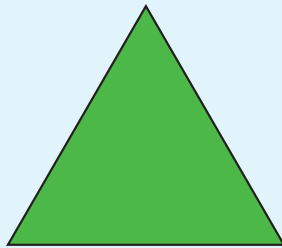


Wanani zwigeriwa zwa zwitendeledzi zwa u gera murahu ha bugu ni zwi dzhenise zwikhalani izwi.










Wanani thiraiengele
dza u gera murahu ha
bugu ni dzi dzhenise
zwikhalani izwi.



Wanani misendo (daimane) ya u gera murahu ha bugu
ni i dzhenise zwikhalani izwi.



Teacher:
Sign:
Date:






Mvusuludzo: Wanani ni vhale

Lavhelesani zwifanyiso izwi zwa zwipuka.

Ni kone u vhala tshivhalo tsha lushaka luñwe na luñwe lwa zwipuka ni ole tshivhalo tsha zwithoma tshi no lingana na tsha zwipuka tshibulokoni tshone kha zwi re kha siatari li tevhelaho. Ro dzula ro ni itela tshibuloko tsha zwimange.





Teacher:
Sign:
Date:



Mvusuludzo: Vhuimo



Tangedzelani tshipuka tshi re kha kha rou i re afho fhasi ni tshi sumbedza uri tshi kha vhuimo hu no fana na tshibuloko tsha muvhala mudala kha muduba uyo. Ro dzula ro ni itela tsumbo kha ya u thoma.



Tangedzelani tshipuka tshi re kha vhuimo uvhu kha rou (muduba) i re afho fhasi.



Tangedzelani tshipuka tshi re kha vhuimo uvhu kha rou i re afho fhasi.



Tangedzelani tshikhokhonono tshi re kha vhuimo uvhu kha rou i re afho fhasi.





Thomani u tevhezela phetheni ni tshi shumisa munwe ni kone u tevhezela nga khirayoni kana penisela. Phetheni ya u thoma kha rou inwe na inwe i do ni dededza tshifhinga tshothe.

Tracing practice for a vertical line. It starts with a solid blue line, followed by four dashed lines for tracing.

Tracing practice for a heart shape. It starts with a solid black heart, followed by a dashed heart, and then three dashed lines for tracing.

Tracing practice for a heart shape. It starts with a solid black heart, followed by four dashed lines for tracing.

Tracing practice for a heart shape with a dot above it. It starts with a solid black heart and a dot, followed by four dashed lines for tracing.



Teacher:
Sign:
Date:





Mvusuludzo: Tshifhinga

Lavhelesani zwifanyiso ni ambe uri ndi zwifhio zwi no dzhia tshifhinga tshilapfu (✓) na uri ndi zwifhio zwi no dzhia tshifhinga tshipfufhi (✗). (✓) Itani thiki kha zwi no dzhia tshifhinga tshilapfu. Itani tshifhambano kha zwi no dzhia tshifhinga tshifhinga tshilapfu (✗).



U ya tshikoloni nga milenzhe.



U ya tshikoloni nga goloji.



U ita sangwetshi.



U baka khekhe.



U ita mushumo wa tshikolo.



U tamba bola ya milenzhe.



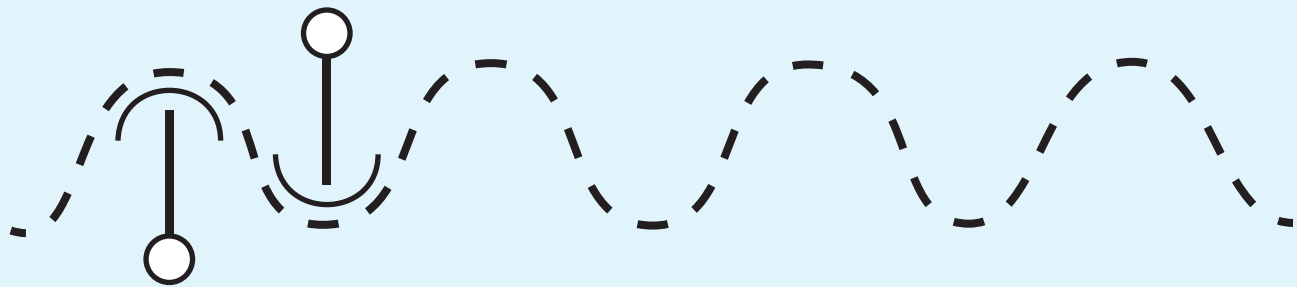



U pennda nndu.



U ola tshifanyiso.



Thomani u tevhezela phetheni ni tshi shumisa munwe ni kone u tevhezela nga khirayoni kana penisela. Phetheni ya u thoma kha rou inwe na inwe i do ni dededza tshifhinga tshoqhe.



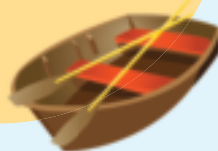
Teacher:
Sign:
Date:



Mvusuludzo: Zwivhumbeo, saizi na mivhala




Tangedzelani tshi re tshihulwanesa tshifanyisoni tshinwe na tshinwe.





U vhala

Tangedzelani zwithu zwine mivhala yazwo ya fana na muvhala pennde i re kha tshibogisi tsha u thoma.



Teacher:
Sign:
Date:



q

Themo ya 1

Thihi



Vhalani zwithu zwi re tshifanyisoni itshi. Tevhedzelani dzina la mbalo.

notshi nthihi

musidzana muthihi

rannḁavhula nthihi

bola nthihi



Tevhedzelani nomboro.

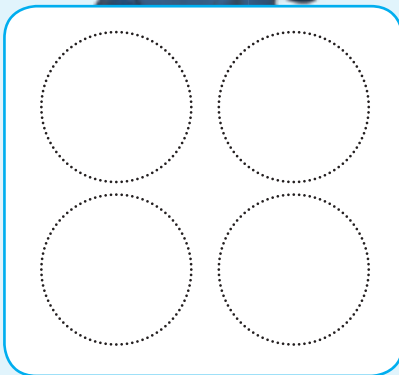
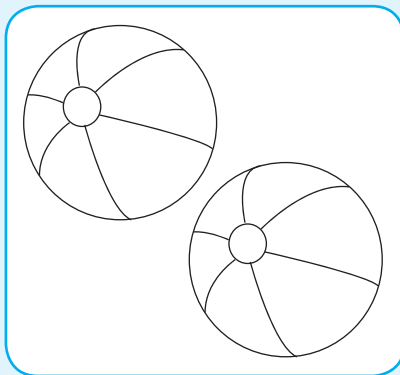



Livhanyani zwifanyiso.

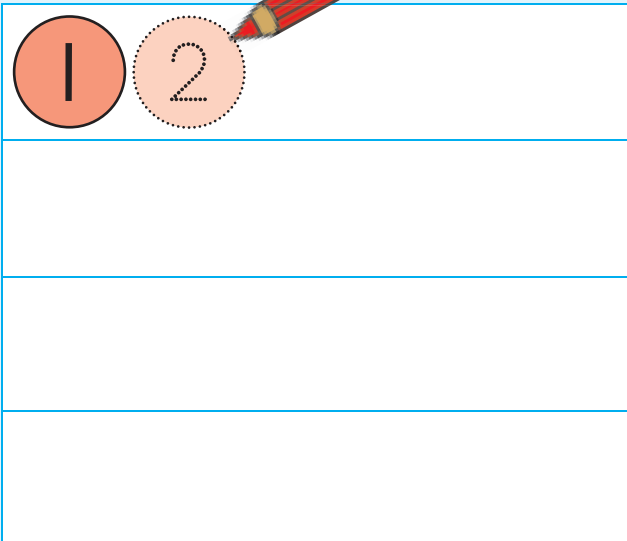
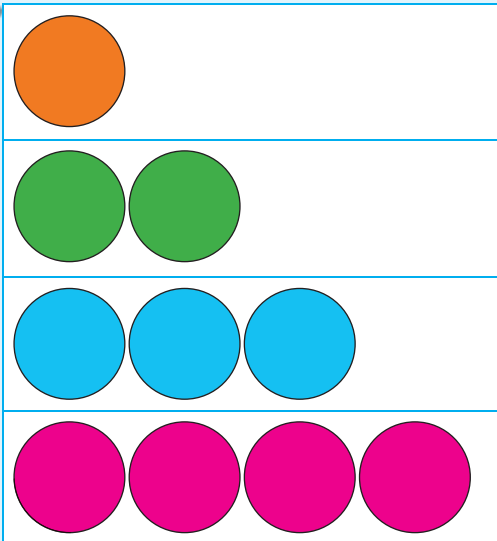





Khalarani tshithihi kha tshibuloko tshirwe na tshirwe.



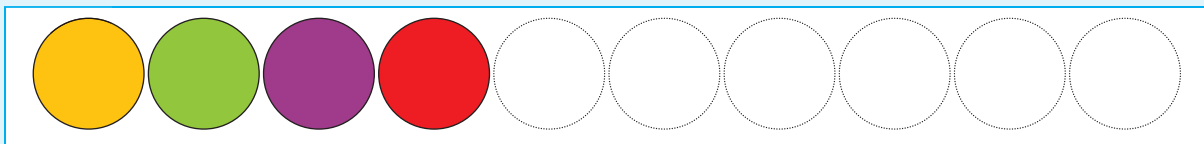
Kopani ni ole tshirwe hafhu tshithihi.



Itani ngowengowe ya nomboro.



Khalarani zwitendeledzi ni tshi khou ralo u vhalo.



Teacher:
Sign:
Date:




Mbili



Vhalani zwithu zwi re tshifanyisoni itshi. Tevhedzelani dzina la mbalo.

miri mivhili
 vhatukana vhavhili
 khaithi mbili
 mmbwa mbili



Tevhedzelani nomboro.



Livhanyani zwifanyiso.

Tracing practice for the number 2. It features a red pencil pointing to a solid red number 2, followed by two columns of six dotted number 2s each for tracing.


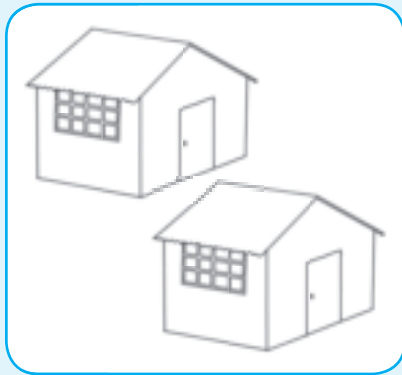
Counting practice for the number 2. It consists of five boxes, each containing two items: two green squares, two cardboard boxes, two wrapped gifts, and two dotted number 2s.

Counting practice for the number 2. It consists of five boxes, each containing two items: one dotted number 2, two wrapped gifts, two cardboard boxes, and two green squares.

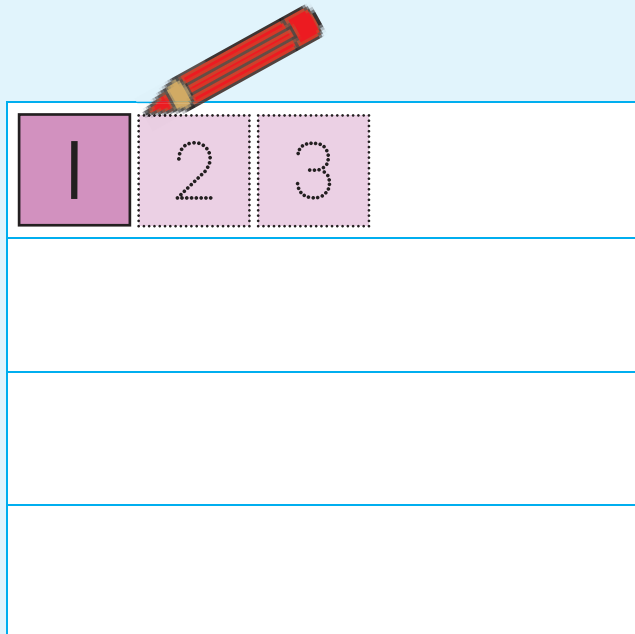





Khalarani zivhili kha tshibuloko tshirwe na tshirwe.




Kopani ni ole zwinwe hafhu zwa zivhili.




Itani ngowengowe ya nomboro.



mbili




Khalarani zikwea ni tshi khou ralo u vhala.



Teacher:
Sign:
Date:






Raru



Vhalani zwithu zwi re tshifanyisoni itshi. Tevhedzelani dzina la mbalo.

masekwa mararu
khumba tharu
maluvha mararu
mbungu tharu



Tevhedzelani nomboro.



Livhanyani zwifanyiso.

Tracing practice for the number 3. It features a red pencil pointing to a solid red number 3, followed by two columns of seven dotted number 3s for tracing.

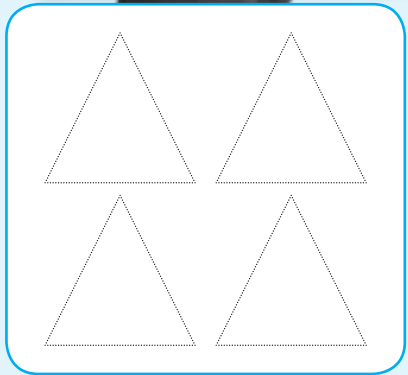

Grouping exercise for the number 3. It consists of five boxes: the first contains three triangles (orange, yellow, pink); the second contains three candies; the third contains three ice cream cones; and the fourth contains a dotted number 3 for tracing.

Grouping exercise for the number 3. It consists of five boxes: the first contains a dotted number 3 for tracing; the second contains three ice cream cones; the third contains three triangles (orange, yellow, pink); and the fourth contains three candies.

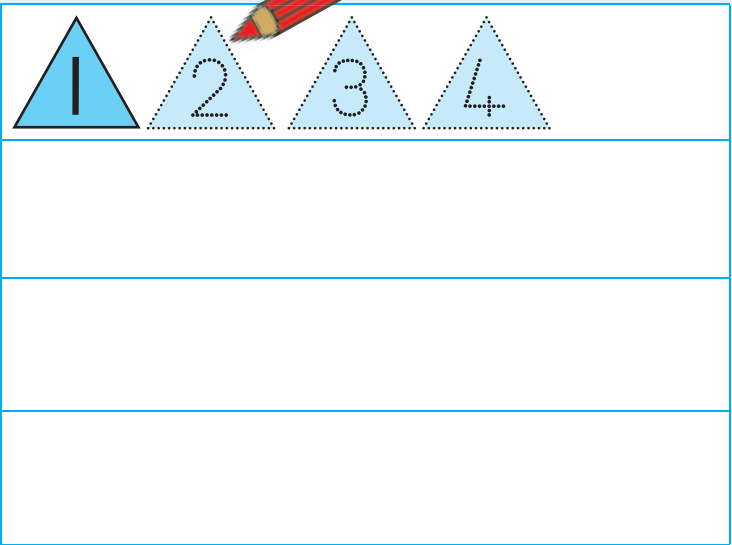
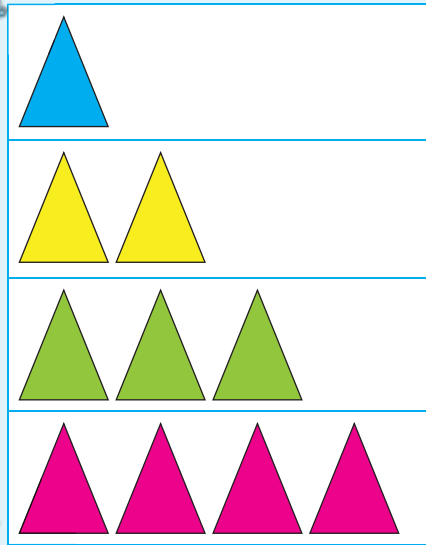




Khalarani zwiraru.



Kopani ni ole zwinwe hafhu zwa zwiraru.



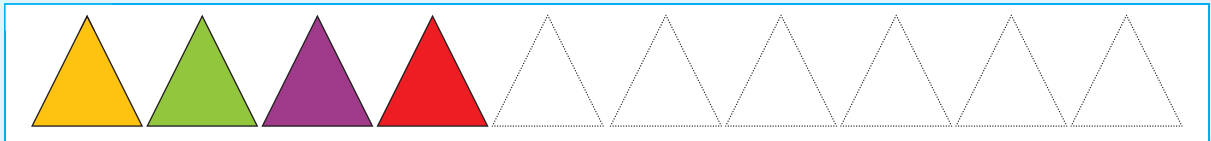
Itani ngowengdowe ya nomboro.



raru



Khalarani thiraiengele ni tshi khou ralo u vhala.





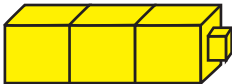
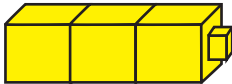


Teacher:
Sign:
Date:



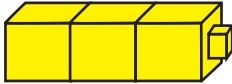


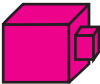

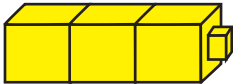
Vhulapfu (vhunavha) na vhuimo



Itani thiki (✓) kha tshidimela tshipufhisa.

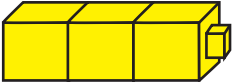


 <input type="checkbox"/>	 <input type="checkbox"/>	 <input type="checkbox"/>
 <input type="checkbox"/>	 <input type="checkbox"/>	 <input type="checkbox"/>

Itani thiki (✓) kha tshidimela tshilapfu.

 <input type="checkbox"/>	 <input type="checkbox"/>	 <input type="checkbox"/>
 <input type="checkbox"/>	 <input type="checkbox"/>	 <input type="checkbox"/>

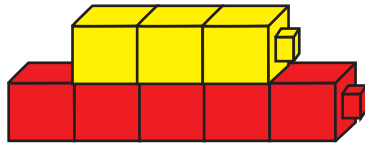


Olani tshidimela tshilapfusa.



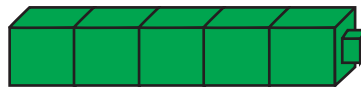
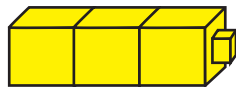
Khalarani ipfi lone. Tshidimela tshipfufhi tshi:



phanda ha

ntsha ha

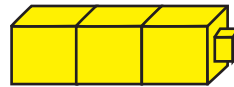
murahu ha



phanda ha

ntsha ha

murahu ha



phanda ha

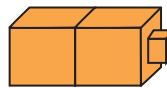
ntsha ha

murahu ha



Olani tshidimela tshilapfu.

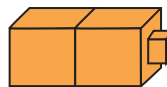
ntsha ha



tsini na



phanda ha



Teacher:
Sign:
Date:





I2b

Themo ya I


Vhulapfu/vhunavha



Tangedzelani tshilapfu.



tshipfufhi	tshilapfu
------------	-----------





Itani thiki kha phindulo yone.

Itani thiki kha tshilapfusa.

<p>4 3 2 1</p> <p>2</p> <p><input type="checkbox"/> <input type="checkbox"/></p>	<p>3 2 1</p> <p>3 2 1</p> <p><input type="checkbox"/> <input type="checkbox"/></p>	<p>2 1</p> <p>3 2 1</p> <p><input type="checkbox"/> <input type="checkbox"/></p>
--	--	--

Itani thiki kha penisela i re pfufhisa.


<p><input type="checkbox"/> <input type="checkbox"/></p>	<p><input type="checkbox"/> <input type="checkbox"/></p>	<p><input type="checkbox"/> <input type="checkbox"/></p>
--	--	--

Itani thiki kha khirayoni yo tṅṅavhuwesaho.

<p><input type="checkbox"/> <input type="checkbox"/></p>	<p><input type="checkbox"/> <input type="checkbox"/></p>	<p><input type="checkbox"/> <input type="checkbox"/></p>
--	--	--



Olani: tshifhaṅo tshithihi tshine tsha vha tshipfufhi na tshirwe tshine tsha vha tshilapfu tshi nga fhasi hatsho.



Olani mulambo wo aṅamaho na muriwe musekene kha uyo u re tshifanyisoni.















Teacher:
Sign:
Date:



Vhambedzani nomboro dza 1-3
















Itani thikhi kha zwiḅuḅoko zwine zwa vha na tshivhalo tsha zwithu zwi no lingana.

 <input type="checkbox"/>	 <input type="checkbox"/>	 <input type="checkbox"/>	 <input type="checkbox"/>
 <input type="checkbox"/>	 <input type="checkbox"/>	 <input type="checkbox"/>	 <input type="checkbox"/>
 <input type="checkbox"/>	 <input type="checkbox"/>	 <input type="checkbox"/>	 <input type="checkbox"/>



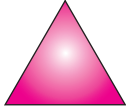

Itani thikhi kha tshibūḅoko/zwiḅuḅoko tshine/zwine zwa vha na zwithu zwinzhi u fhira tshibūḅoko tsho swif hadzwaho.

 <input type="checkbox"/>	 <input type="checkbox"/>	 <input type="checkbox"/>	 <input type="checkbox"/>
 <input type="checkbox"/>	 <input type="checkbox"/>	 <input type="checkbox"/>	 <input type="checkbox"/>
 <input type="checkbox"/>	 <input type="checkbox"/>	 <input type="checkbox"/>	 <input type="checkbox"/>








Kopani na u ola tshinwe tshivhumbeo tshithihi hafu kha kholomo ya tsha u la.


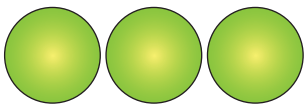



Olani zivhumbeo ho tshela tshithihi kha kholomo ya tsha u la.



Olani zivhumbeo ho tshela tshithihi kha kholomo ya tsha u la.



Tevhedzelani kha nomboro ine ya vha yone tshukhusa kga nomboro idzi tharu.

		
---	---	---



Teacher: _____
 Sign: _____
 Date: _____

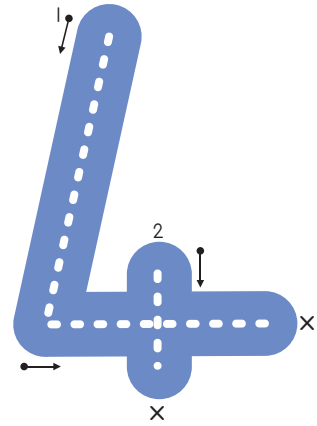


Ina



Vhalani zwithu zwi re tshifanyisoni itshi. Tevhedzelani dzina la mbalo.

zwimange zwiṅa
 vhusunzi vhuṅa
 maṭari maṅa
 zwikhokhonono zwiṅa



Tevhedzelani nomboro.



Livhanyani zwifanyiso.

Tracing practice for the number 4. It features a red pencil writing a solid number 4, followed by six rows of three dotted number 4s for tracing.


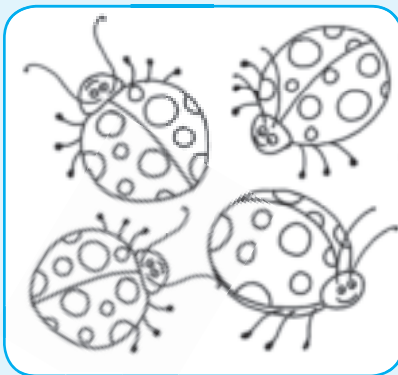
Visual discrimination practice for the number 4. It consists of five boxes: 1. A dotted number 4. 2. A diamond shape divided into four quadrants. 3. Four leaves. 4. Four leaves. 5. Four pyramids (two yellow, two pink).

Visual discrimination practice for the number 4. It consists of five boxes: 1. Four leaves. 2. A dotted number 4. 3. A diamond shape divided into four quadrants. 4. Four pyramids (two yellow, two pink).






Khālarani zwithu zwiṅa kha tshibuloko tshiṅwe na tshiṅwe.




Kopani na u ola zwiḽhumbeco zwiṅwe zwiṅa haf hu ni zwi khālare.



Itani ngōwendōwe ya nomboro.



Khālarani misendo (daimane) ni tshi khou ralo u vhala.



Teacher:
Sign:
Date:



Tanganyani na u tusa u swika kha 4




Fhedzisani zwi tevhelaho nga u ita nyolo:

	na		zwi ita	<input type="text"/>
	na		zwi ita	<input type="text"/>
	na		zwi ita	<input type="text"/>


	na	<input type="text"/>	zwi ita	
	na	<input type="text"/>	zwi ita	
	na	<input type="text"/>	zwi ita	



Ho sala zwi vhaleli zwingana? Zwi oleni.



Olani zwi vhaleli zwi nwe hafhu uri zwi vhe 4.



Nwalani fhungombalo la:

	<input type="text" value="4"/>	ra bvisa	<input type="text"/>	i ita	<input type="text" value="3"/>
	<input type="text"/>	ra bvisa	<input type="text"/>	i ita	<input type="text"/>
	<input type="text"/>	ra bvisa	<input type="text"/>	i ita	<input type="text"/>






Tanganyani hezwi ni riwale phindulo.



1 na 2 dzi ita

3




2 na 2 dzi ita



3 na 1 dzi ita



1 na 3 dzi ita



2 na 2 dzi ita




Teacher:
Sign:
Date:



Tshifhinga




Nwalani nomboro 1 u swika kha 4 zwibujokoni u iteala u sumbedza kutevhhekanele kwa u aluwa ha muthu.














Itani thiki ni tshi amba uri ndi tshifhio tshine na nga tshi ita nga u tshanya.









1

2

3

4

1

2

3

4





Olani tshinwe tshithu:

a. tshe na tshi ita mulovha

A large, empty rectangular box with rounded corners, intended for drawing. To the right of the box, there is a small illustration of a bundle of colorful pencils.

b. tshe na tshi ita namusi

A large, empty rectangular box with rounded corners, intended for drawing. To the right of the box, there is a small illustration of a bundle of colorful pencils.

c. tshine na do tshi ita matshele

A large, empty rectangular box with rounded corners, intended for drawing. To the right of the box, there is a small illustration of a bundle of colorful pencils.

Teacher:
Sign:
Date:





Thanu



Vhalani zwithu zwi re tshifanyisoni itshi. Tevhedzelani dzina la nomboro.

the**d**ibee **t**hanu
 ma**l**egere ma**m**tanu
 n**a**ledzi **t**hanu
 zwi**t**irepe zwi**m**tanu



Tevhedzelani nomboro.




Livhanyani zwifanyiso.

Tracing practice for the number 5. It features a red pencil pointing to a solid red number 5, followed by five rows of three dotted number 5s for tracing.

Counting practice for the number 5. It consists of five boxes, each containing five items: purple eggs, brown eggs, colorful Easter eggs, brown eggs, and purple eggs. Below each box is a dotted number 5 for tracing.

Counting practice for the number 5. It consists of five boxes, each containing five items: colorful Easter eggs, a dotted number 5, brown eggs, brown eggs, and purple eggs.

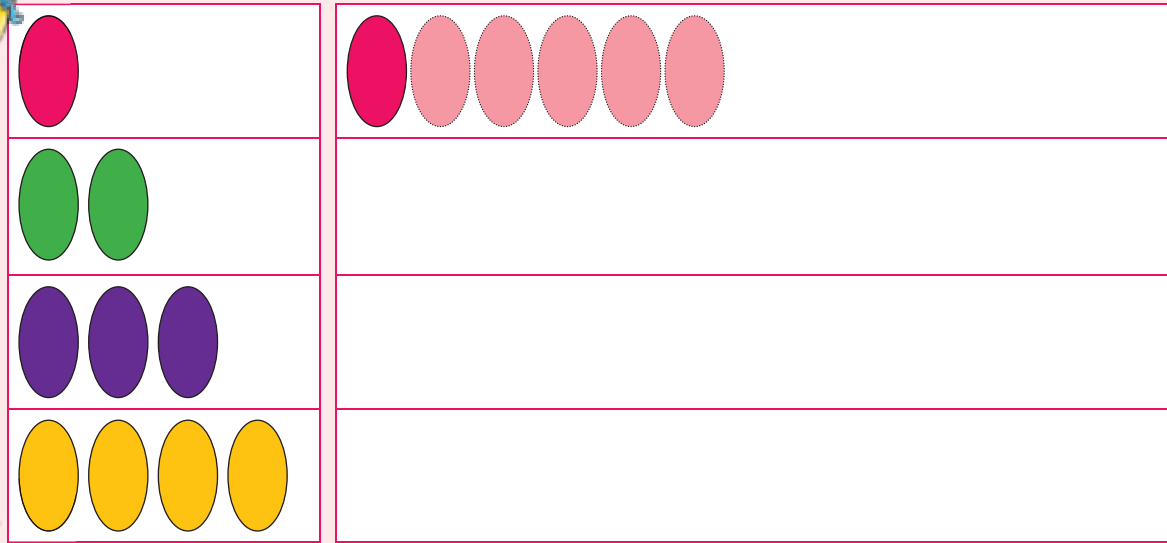




Khaḷarani zwiṭanu kha tshibulo tshinwe na tshinwe.



Kopani ni ole zwinwe hafhu zwiṭanu.




Itani ngowengowe ya nomboro.

5

ṭhanu



Khaḷarani makumba (ovaḷa) ni tshi khou ralo u vhala.



Teacher:
Sign:
Date:

Vusuludzani nomboro 1 u swika kha 5




Itani ndowendowe ya u n'wala nomboro idzi.



Tangedzelani nomboro i re yone.

	1	2	3	4	5	6	7
	1	2	3	4	5	6	7
	1	2	3	4	5	6	7
	1	2	3	4	5	6	7
	1	2	3	4	5	6	7





Nwalani mazina a nomboro.

	1	thihi
	2	mbili
	3	naru
	4	ina
	5	thanu



Teacher:
Sign:
Date:

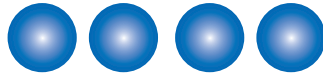




Tanganyani u swika kha 5

Engedzani malungu nga u ola mañwe hafhu.

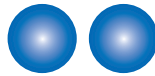
Olani tshithihi hafhu.




Olani zwivhili hafhu.



Olani zwiraru hafhu.



Vhalani ni țanganye hezwi ni kone u riwala phindulo.



na



2 na 2 vha ita 4

2

2



na



2 na 1 i ita



na



3 na 2 a ita



na



2 na 3 dzi ita





Olani thiraiengele dziñwe hafhu. Ni kona u vhona zwifhio?



	1 nga nt̃ha	
	2 nga nt̃ha	
	3 nga nt̃ha	
	4 nga nt̃ha	



Olani phindulo .

	na		zwi ri ñea	
3	na	2	dzi ri ñea	5
	na		zwi ri ñea	
	na		dzi ri ñea	
	na		zwi ri ñea	
	na		dzi ri ñea	



Teacher:
Sign:
Date:





Tusani kha 5 ni ṭanganye u swika kha 5

Olani zwi fhasi (u fhungudza).

	zwo fhungudzwa nga 1	
	zwo fhungudzwa nga 2	
	zwo fhungudzwa nga 3	
	zwo fhungudzwa nga 4	

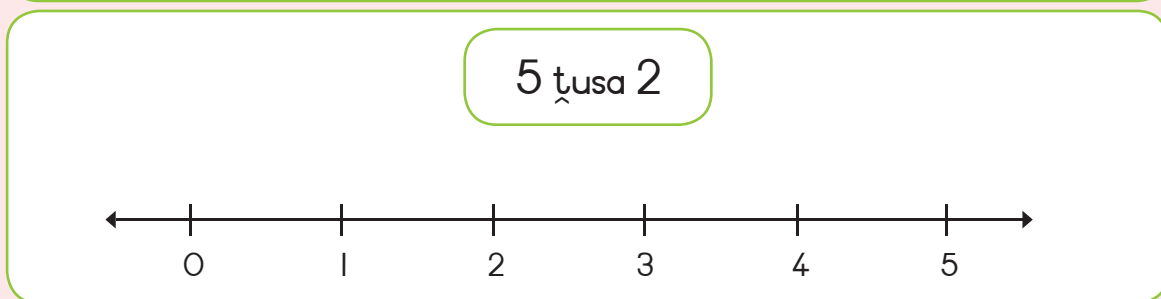
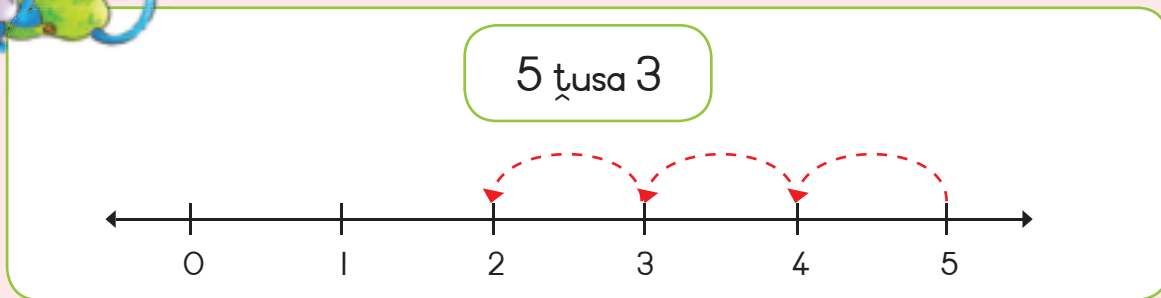


Nwalani mbalo ya:

	5	ra ṭusa	1	ndi	4
		ra ṭusa		ndi	
		ra ṭusa		ndi	



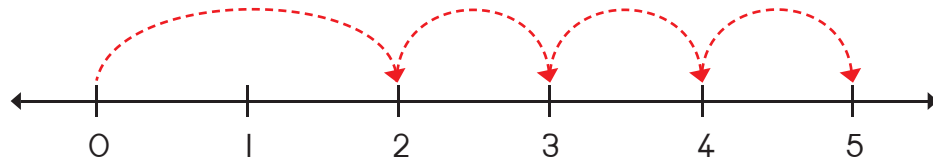
Tusani nga u vhala ni tshi ya murahu





Tanganyani nga u vhala ni tshi ya phanda

2 tanganya na 3

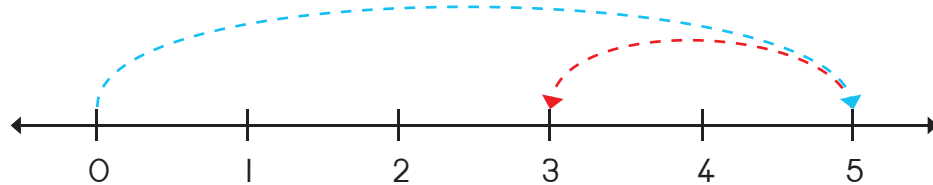


1 tanganya na 4




Sumbedzani mbalo kha mutalombalo.

5 tusa 2



5 tusa 4




Teacher:
Sign:
Date:




Tanganyani na u tusa u swika kha 5




Fhedzisani zwi tevhelaho:




na




zwi mpha




na



zwi mpha



na




zwi mpha




Fhedzisani zwi tevhelaho:



na



zwi mpha




na



zwi mpha



na






zwi mpha

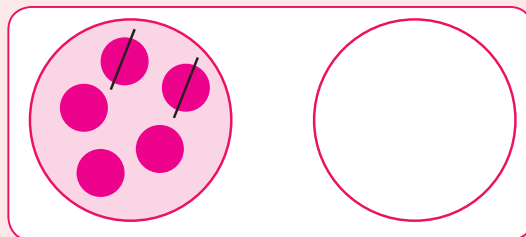
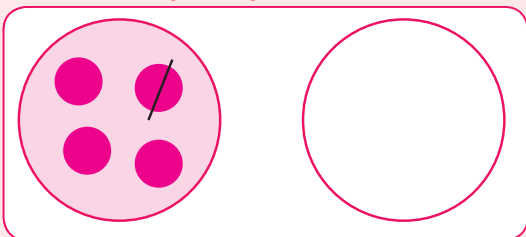




Olani mañwe maapula haf hu uri a vhe a mañanu.



Ho sala malungu mangana? A oleni.



Mbalo dza maipfi.
Mudededzi/mubebi wañu vha ðo ni vhaleda yone na kona u ola muolo (nyolo) wa u tandulula mbalo iyi.

Lisa u na mapiere mavhili. Musa a mu ñea lithihi. O no vha na mapiere mangana zwino?


Lisa u na mapiere maña. Musa a mu ñea mavhili. O no vha na mapiere mangana zwino?



Teacher:

Sign:

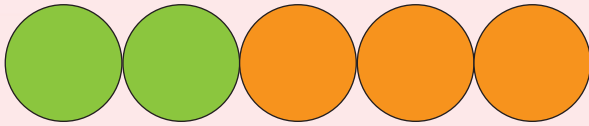
Date:



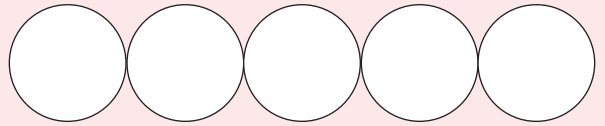


Mutanganyo na mutuso 1 u swika kha 5

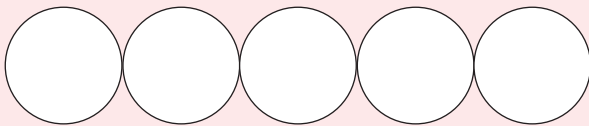
Khalarani malungu ni tshi sumbedza.



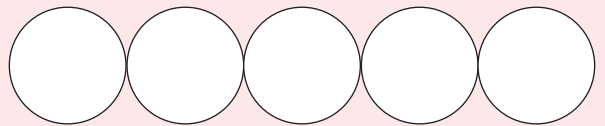
2 na 3 ndi 5



1 na 4 ndi 5



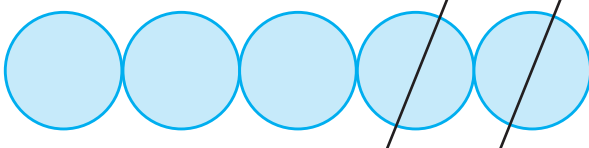
3 na 2 ndi 5



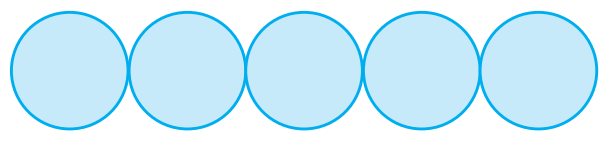
4 na 1 ndi 5




Hwayani malungu ni tshi sumbedza:



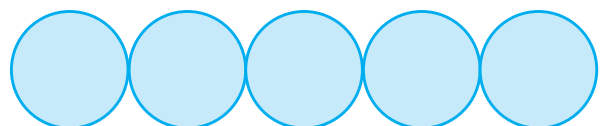
5 tusa 2 ndi 3



5 tusa 1 ndi 4



5 tusa 3 ndi 2



5 tusa 4 ndi 1





Khalarani malungu. Thusani tshigula uri tshi sumbedze nomboro.

2 na 3 ndi

3 na 2 ndi

1 na 4 ndi

4 na 1 ndi



Hwayani malungu ane na a tusanani zwi sumbedze kha mutalombalo.

5 tusa 3

5 tusa 2

5 tusa 1

5 tusa 4





Teacher:
Sign:
Date:



Bola na zwibogisi



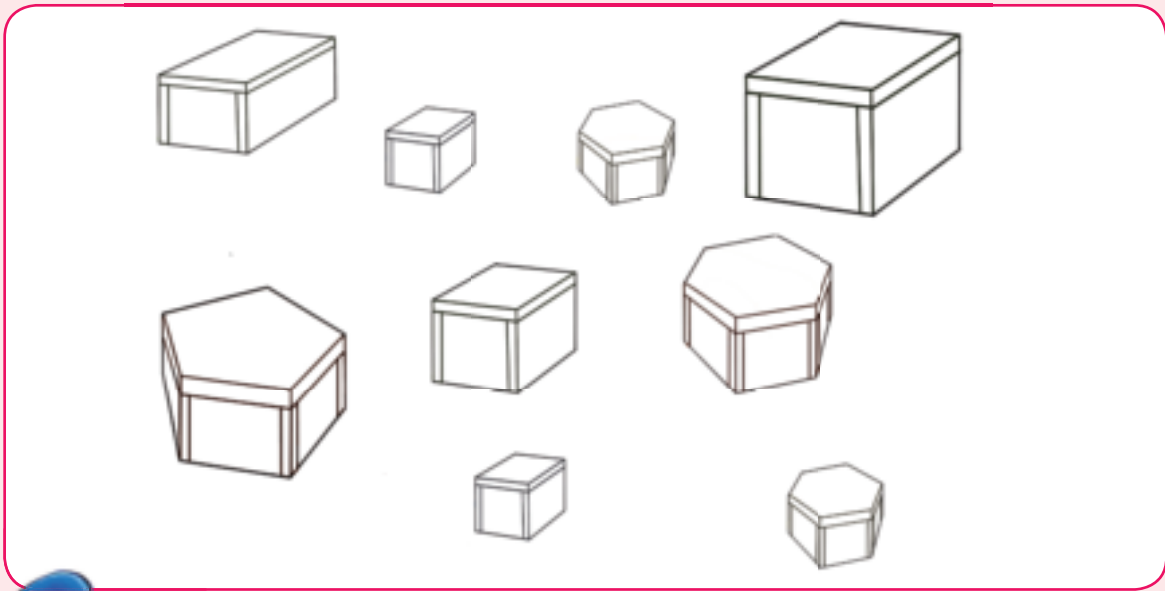
Ndi zwif hio kha izwi zwi no nga zwibogisi?
 Ndi zwif hio kha izwi zwi no nga bola?
 Ndi tshif hio tshi no kunguluwa nahone ndi
 tshif hio tshi no swenda?





Khalarani:

- zwibogisi zwiṭuku na bola tswuku
- zwibogisi zwiḥulwane na bola dza lutombo



Tevhedzelani maipfi.

tshibogisi

bola



Teacher:
Sign:
Date:





Tsha monde na tsha u_{la}

Tsha monde

Tsha u_{la}

	Tsha monde	Tsha u _{la}
Muri u kha tshanda tshawe	<input type="checkbox"/>	<input type="checkbox"/>
Goloi i kha tshanda tshawe	<input type="checkbox"/>	<input type="checkbox"/>
Nndu i kha tshanda tshawe	<input type="checkbox"/>	<input type="checkbox"/>
Tshinoni tshi kha tshanda tshawe	<input type="checkbox"/>	<input type="checkbox"/>
Tshitaha tshi kha tshanda tshawe	<input type="checkbox"/>	<input type="checkbox"/>

	Tsha monde	Tsha u _{la}
Mmbwa i kha tshanda tshawe	<input type="checkbox"/>	<input type="checkbox"/>
Nngu i kha tshanda tshawe	<input type="checkbox"/>	<input type="checkbox"/>
Randavhula i kha tshanda tshawe	<input type="checkbox"/>	<input type="checkbox"/>
Tshikolo tshi kha tshanda tshawe	<input type="checkbox"/>	<input type="checkbox"/>
Maluvha a kha tshanda tshawe	<input type="checkbox"/>	<input type="checkbox"/>





Tangedzelani tshanda tsha mutukana tsha u la.
 Tangedzelani mulenzhe wa mutukana wa monde.
 Tangedzelani mulenzhe wa mutukana wa tsha u la.

Tangedzelani tshanda tsha musidzana tsha u la.
 Tangedzelani mulenzhe wa musidzana wa monde.
 Imani sa uyu musidzana ni sumbe tshanda tshana tsha monde.



Tsha u la

Tsha monde



Tsha u la

Tsha monde



Itani ndowendowe ya u nwala nomboro idzi.

Three orange dots above a dotted number 3.

Five blue dots.

Two red dots.

Four green dots.



Teacher: _____
 Sign: _____
 Date: _____





Ndila

Thusani muvhuḡa uri u wane kherotsi. U tea u khonela kha tsha monde kana kha tsha u la.


tsha monde	tsha u la
✓	

tsha monde	tsha u la

tsha monde	tsha u la

tsha monde	tsha u la

tsha monde	tsha u la





Khalarani ipfi lone li no yelana na musevhe.

	nga n̄tha	kha tsha monde	nga fhasi	kha tsha u la
	nga n̄tha	kha tsha monde	nga fhasi	kha tsha u la
	nga n̄tha	kha tsha monde	nga fhasi	kha tsha u la
	nga n̄tha	kha tsha monde	nga fhasi	kha tsha u la



Tangedzelani musevhe u no yelana na wa u thoma kha rou.



Teacher:
Sign:
Date:





U fhaṭa na u padula nomboro

Ñwalani nomboro dzo teaho tshibuḷokoni tshirwe na tshirwe.



na ndi




na ndi



na ndi



na ndi




na ndi



na ndi



na ndi




na ndi






Zwino edzisani hezwi.




na na ndi



na na ndi




na na ndi



na na ndi



na na ndi



na na ndi





Teacher:
Sign:
Date:


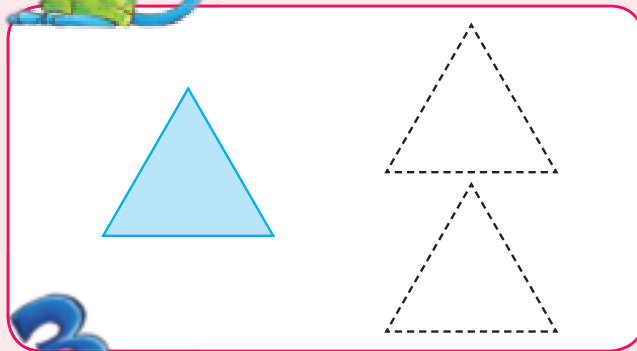


Nyingakavhili dza mutanganyo

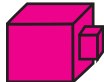
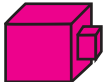
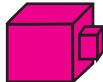
Zwithoma zwivhili kha mabesu.



U inga kavhili zwivhumbeo.



Olani ni iwale nomboro.

Nyingakavhili ya  ndi  

Nyingakavhili ya ndi

Nyingakavhili ya  ndi

Nyingakavhili ya ndi





Olani ni riwale nomboro.

Nyingakavhili ya  ndi  

Nyingakavhili ya ndi

tanganya na ndi

Nyingakavhili ya  ndi 

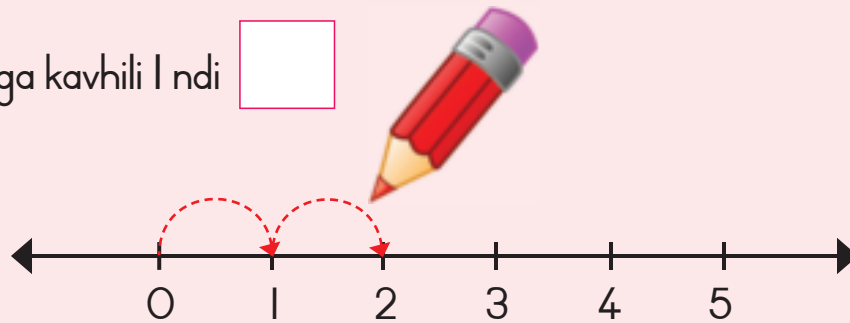
Nyingakavhili ya ndi

tanganya na ndi

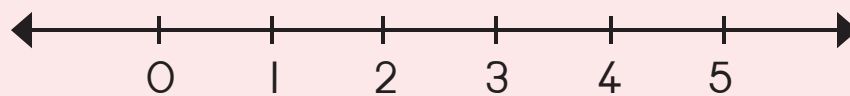


Sumbedzani zwi tevhelaho kha mutalombalo

U inga kavhili 1 ndi



U inga kavhili 2 ndi





Teacher:
Sign:
Date:





Zwihulwame na zwiṭuku

- Tangedzelani phukha khulwane nga muvhala mutswuku.
- Olani tshitendeledi u mona na tshipuka tshiṭukusa tshibogisini tshirwe na tshirwe.



khulwane ṭhukhu





khulukhulu ṭhukhuṭhukhu








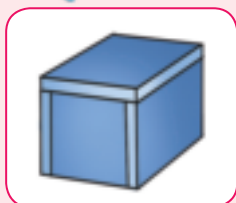
Olani bola khulwane.

Olani bola tshukhu.

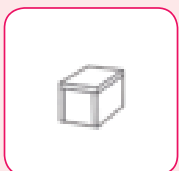
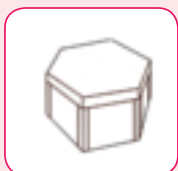
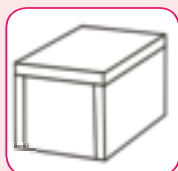



Olani tshibogisi tshituku.

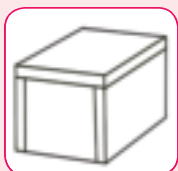
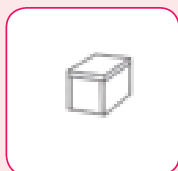

Olani tshibogisi tshihulwane.



Khalarani.



Khalarani.



Teacher:

Sign:

Date:

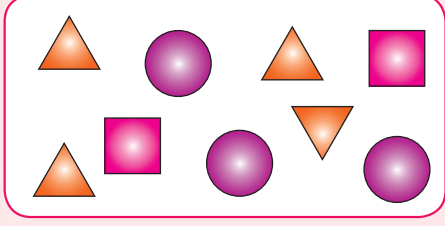
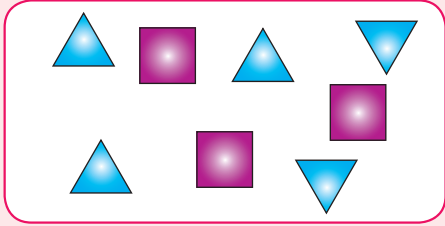
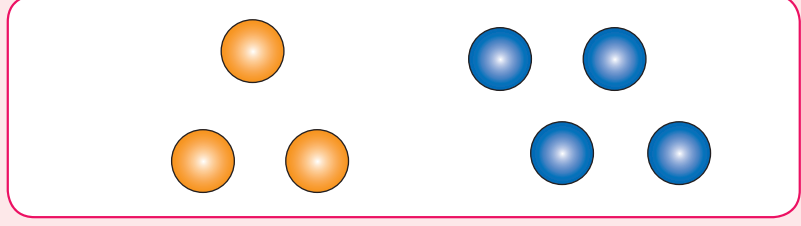
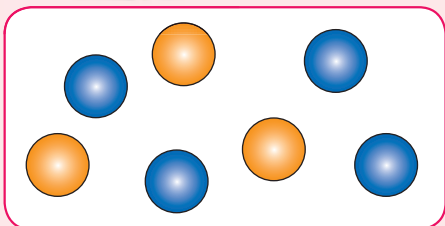



Vhekanyani zwithu

Livhanyani zwithu zwo vhekanyiwaho na zwifanyiso.



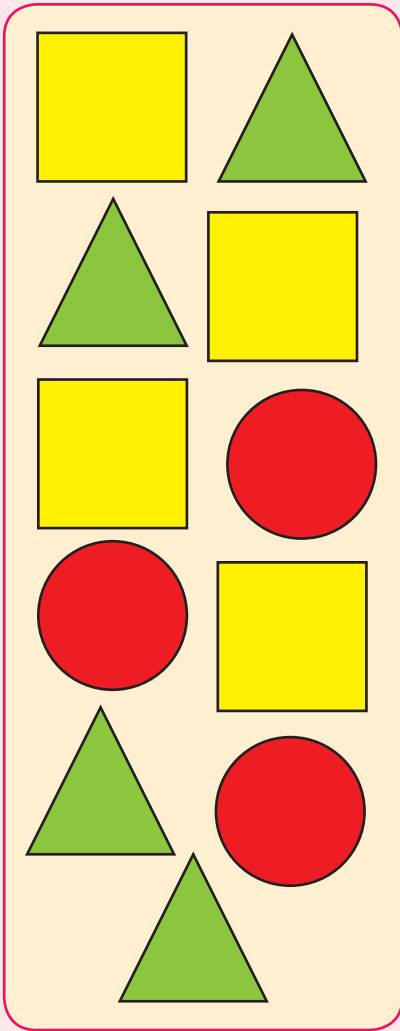


Vhekanyani nga u ola nyolo ya tshinwe na tshinwe.





Olani hafhu zwivhumbeo zwi re kha girafu ya zwifanyiso ni n'wale nomboro ya tshirwe na tshirwe nga fhasi.




Teacher:
Sign:
Date:





Kha ri kovhekane zwi tshi lingana

Vhalani maswiri, miomva na maapula ni n'wale tshivhalo tshazwo kha zwibuḽoko.



4

maswiri

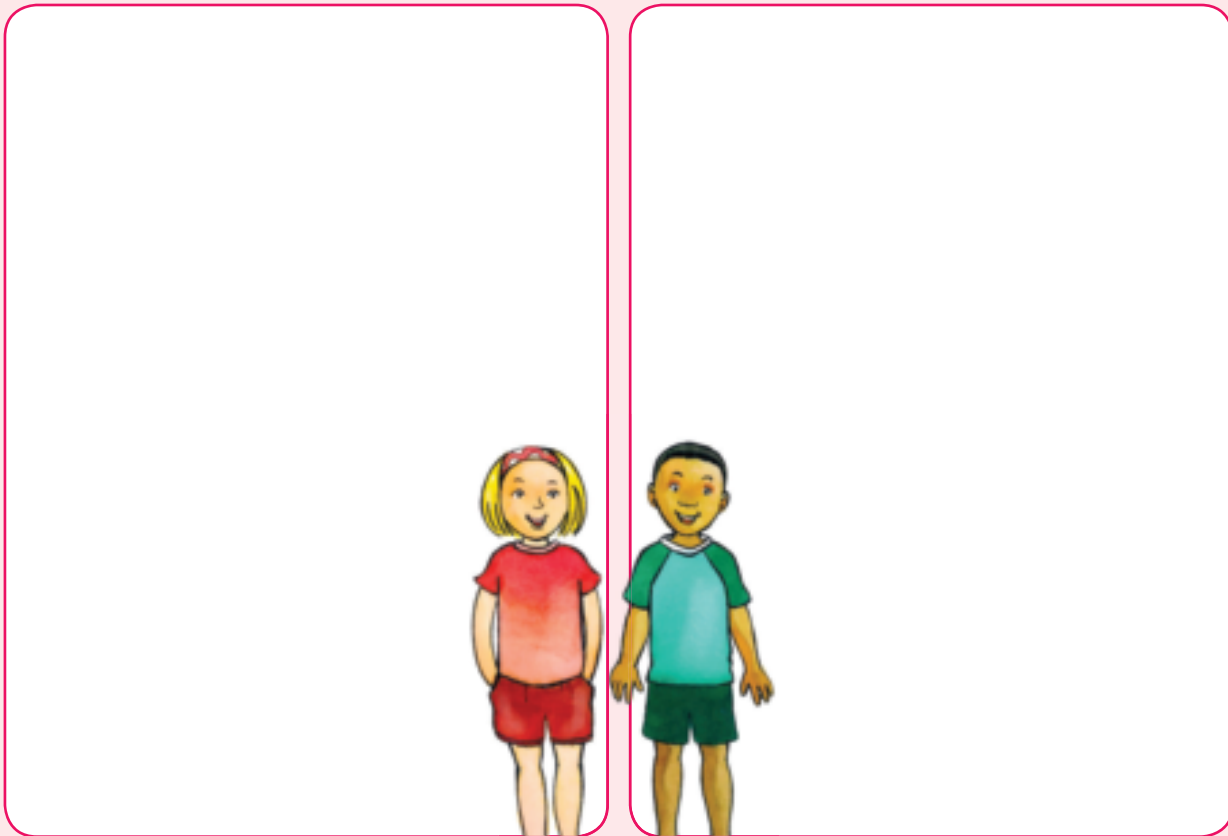


miomva



maapula

Kovhani ni ole maswiri, miomva na maapula zwi tshi lingana vhana.






Kovhani izwi zwithu mabogisini mavhili.
Olani izwi zwigwada zwivhili mabogisini mavhili.



$$4 = 2 + 2$$



$$\square = \square + \square$$



$$\square = \square + \square$$



Teacher:
Sign:
Date:





U kovhana zwi tshi lingana

Tangedzelani mitshelo miroho na zwipuka u itela u zwi kovha zwi tshi lingana.

Thoho inwe na inwe yo wana miomva mingana?

3

Muvhuda muñwe na muñwe wo wana kherotsi nngana?

Thoho inwe na inwe yo wana maapula mangana?

Ho sala muñwe maapula musi o no kovhiwa a tshi lingana?

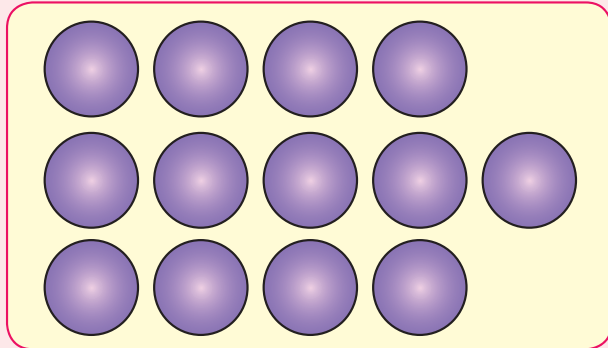

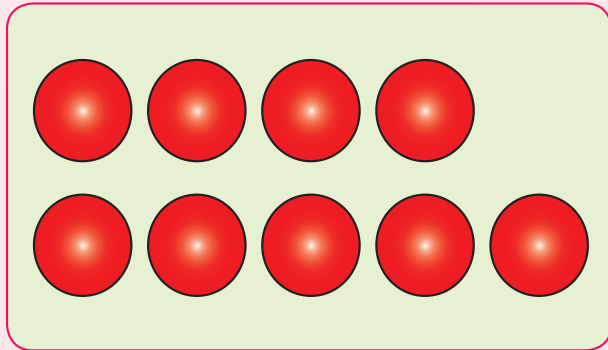
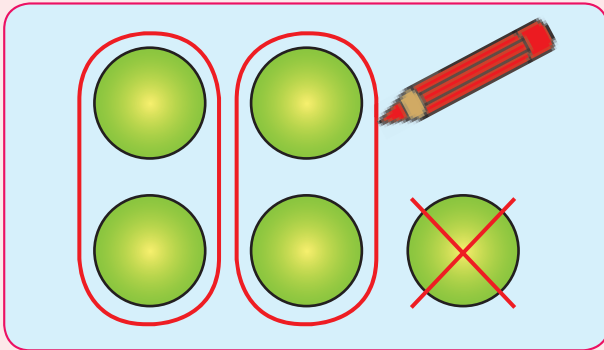
Muvhuda muñwe na muñwe wo wana kherotsi nngana?

Ho sala dziñwe kherotsi musi dzo no kovhiwa dzi tshi lingana?

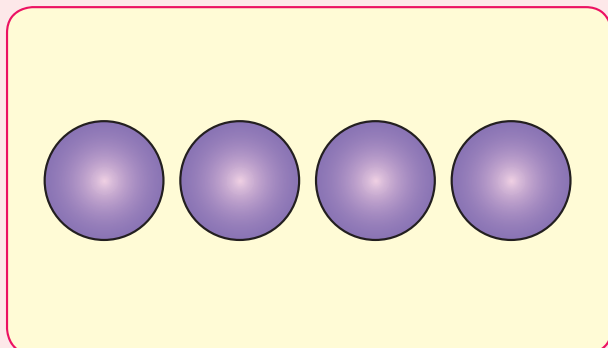

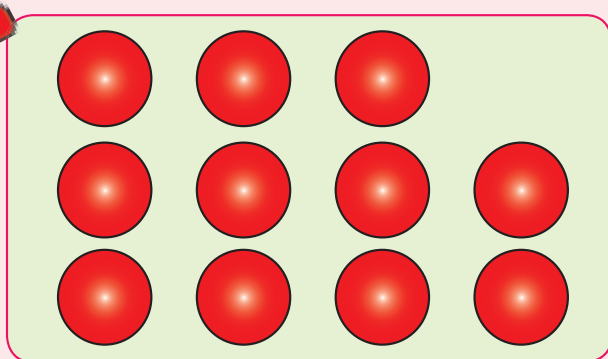
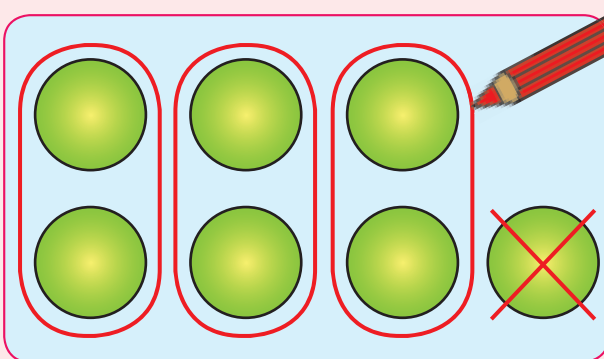




Vhekanyani zwivhaleli zwi kha zwigwada zwivhili zwi no lingana ni ite tshifhambano kha zwivhaleli zwo salaho.



Vheani zwivhaleli kha zwigwada zwiraru zwi no lingana ni ite tshifhambano kha zwivhaleli zwo salaho.



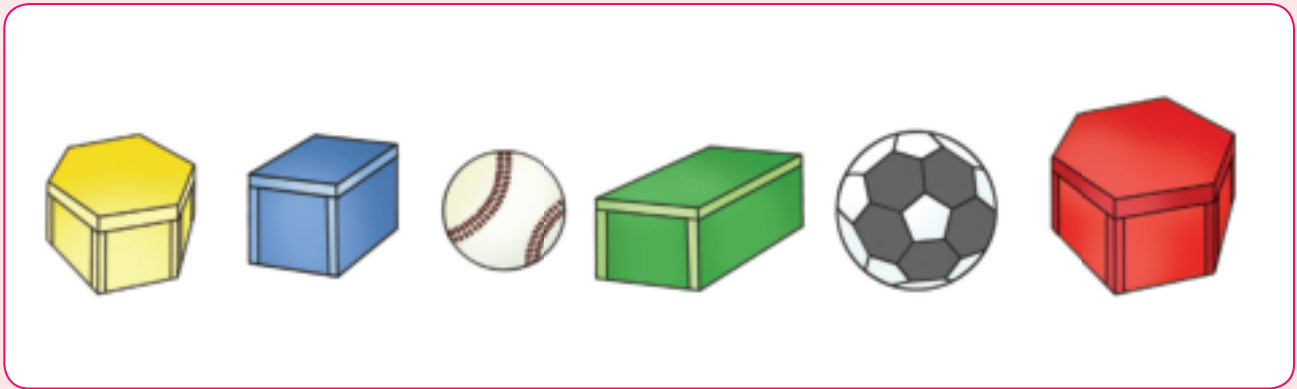
Teacher:
Sign:
Date:





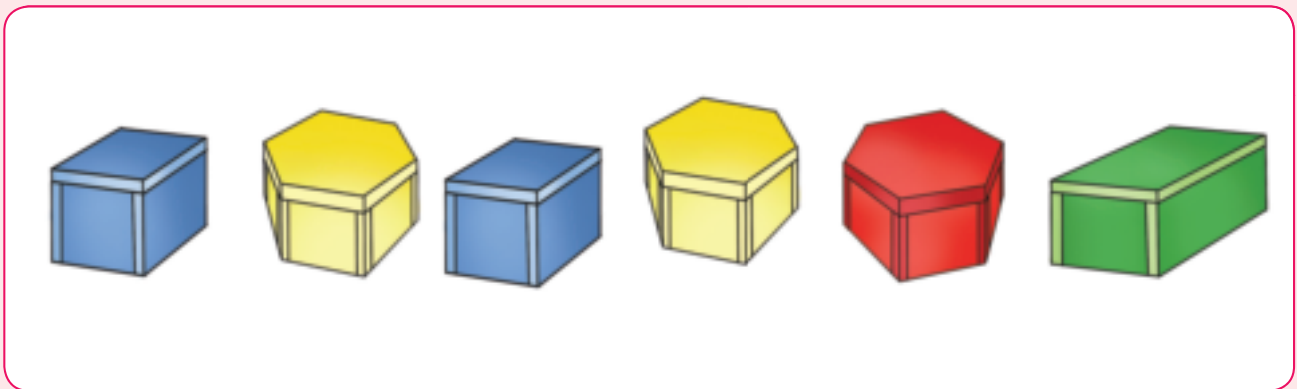
U fhaṭa zwithu

Ni nga kona u fhaṭa thawara nga zwithu zwi tevhelaho zwoṭhe?
Itani thiki kha ee kana hai.



Ee

Hai



Ee

Hai



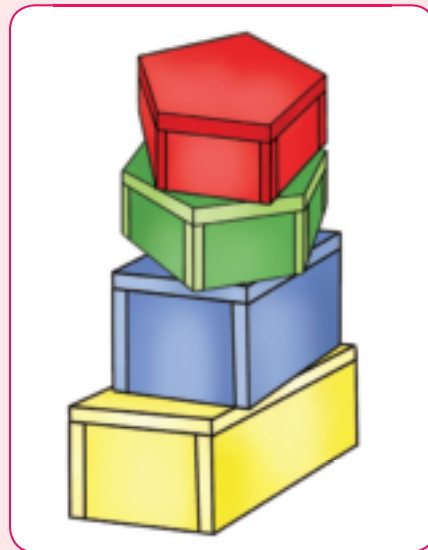
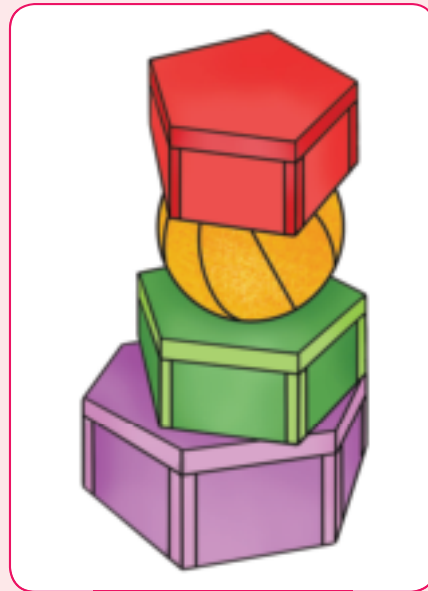

Ee

Hai





Thawara i do ima kana hai? Itani ✓ kana ✘.



Shumisani maforongisi a fumi na guḷuu kha u fhaṭa tshifhaṭo tshaṅu. Guḷuu i a leludza zwithu?



Teacher:
Sign:

Date:



U bula tshifhinga

Tevhedzelani mirwedzi ya riwaha.
Khaḽarani baḽoni ḽa riwedzi wa duvha ḽaḽu ḽa mabebo.



Phando



Luhuhi



Ṭhafamuhwe



Lambamai



Shundunthule



Fulwi



Fulwana



Ṭhangule



Khubvumedzi



Tshimedzi



ḽara



Nyendavhusiku





Tevhedzelani maḡuvha a vhege.
Khaḡarani tshibuḡoko tshi no sumbedza ḡuvha la ḡamusi.

Musumbuluwo

Ḳavhuvhili

Ḳavhuraru

Ḳavhuḡa

Ḳavhuḡanu


Mugivhela

Swondaha



Teacher:
Sign:
Date:

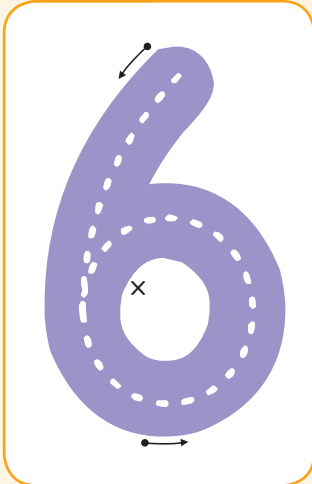




Rathi



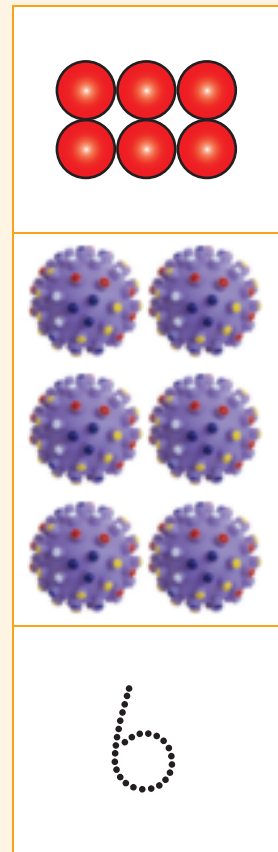
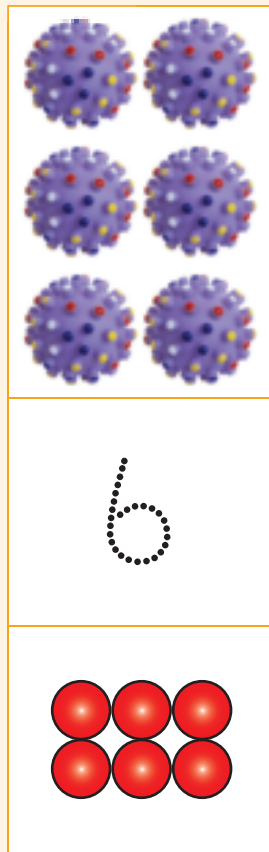

Olani zwitendeledzi zwa 6 tshibulokoni.



Tovhedzelani nomboro.

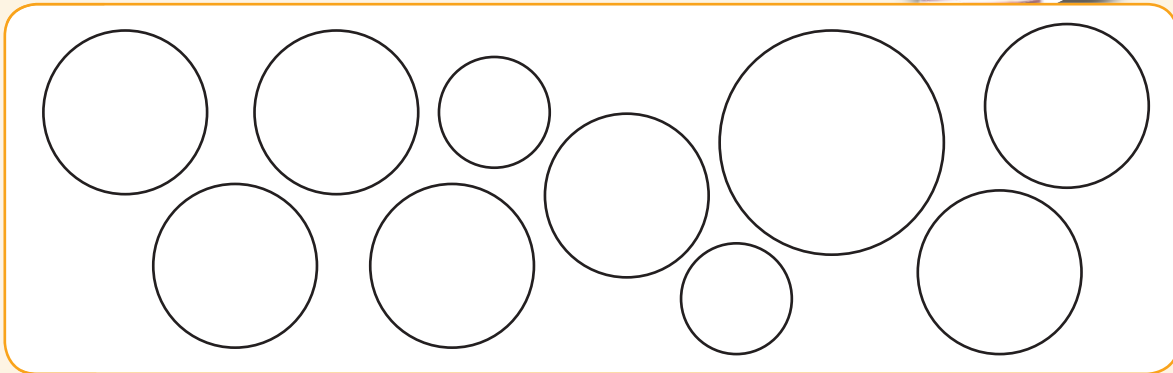


Livhanyani zwifanyiso.





Khalarani zwitendeledzi zwa rathi.



Kopani ni ole zwinwe hafu zwa rathi.



Itani ngowendowe ya nomboro.



rathi




Khalarani zwitendeledzi ni khou ralo u zwi vhala.



Teacher:
Sign:
Date:






Sumbe



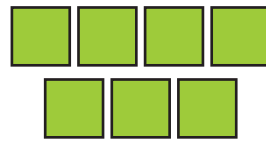
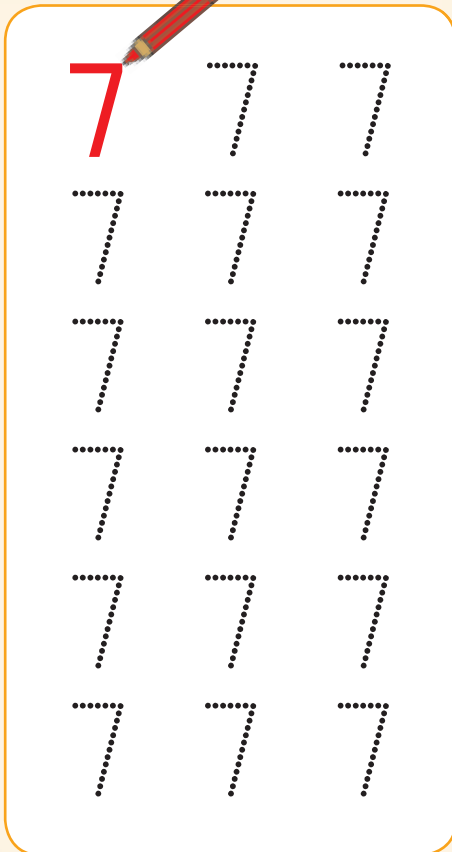
Olani zwickwea zwa sumbe tshibulokoni.



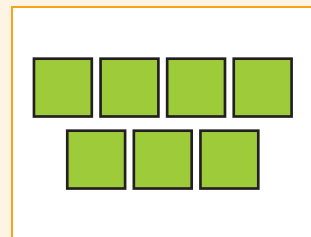
Tovhedzelani nomboro.



Livhanyani zwifanyiso.





sumbe

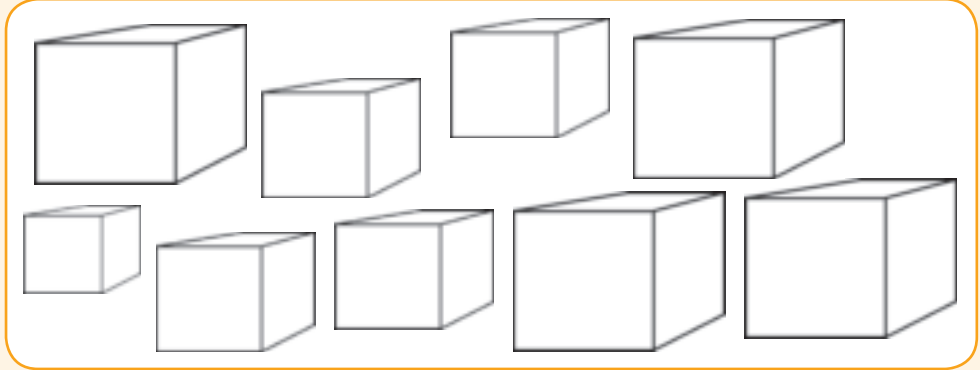



sumbe

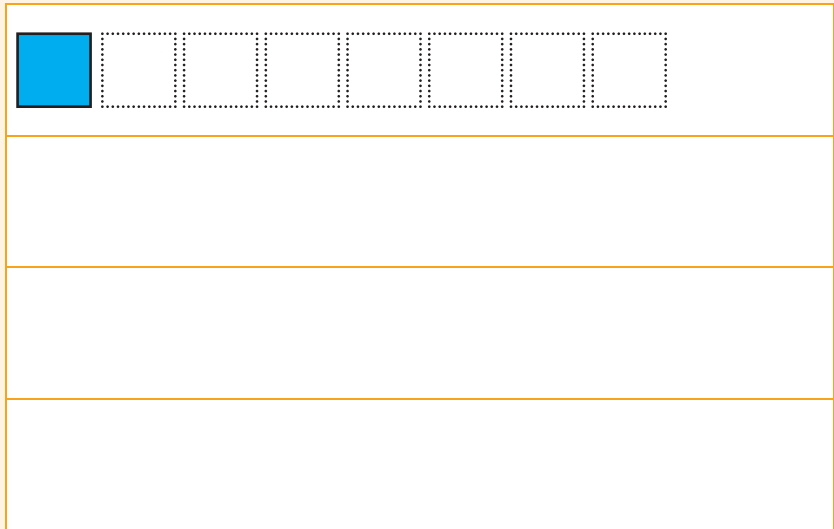
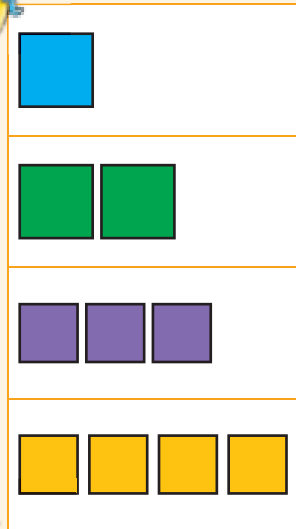




Khalarani zwickwa zwa sumbe.




Kopani ni ole zwinzhi nga zwinwe hafhu zwa sumbe.



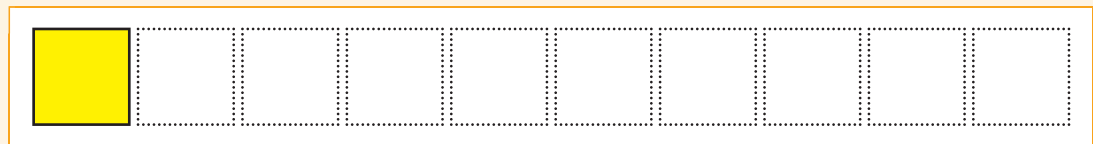
Itani ngowendowe ya nomboro.



sumbe



Khalarani zwickwa ni khou ralo u zwi vhala.



Teacher:
Sign:
Date:






Malo



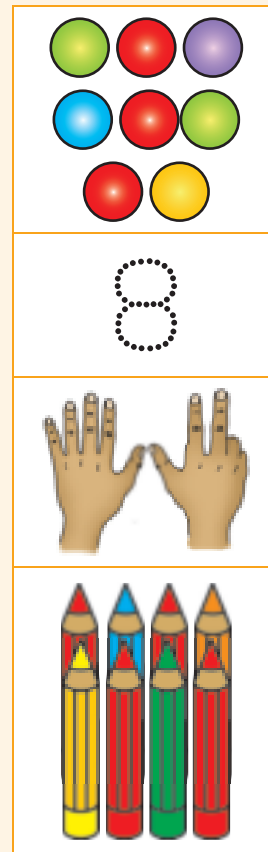
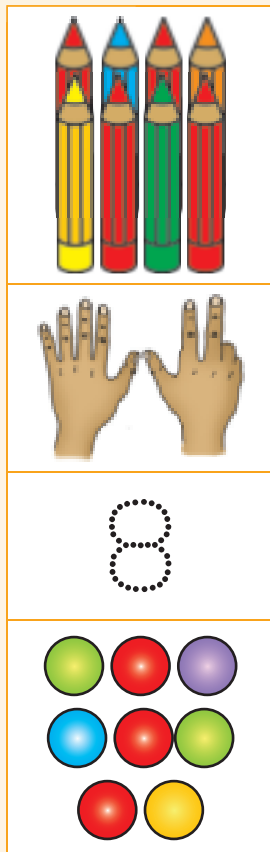

Olani zwivhumbeo zwa malo tshibulokoni.



Tovhedzelani nomboro.



Livhanyani zwifanyiso.






Khalarani naledzi dza malo.



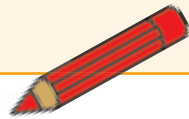
Kopani ni ole zwinwe hafhu zwa malo.




Itani ngowendowe ya nomboro.



malo




Khalarani zwitendeledzi ni khou ralo u zwi vhala.



Teacher:
Sign:

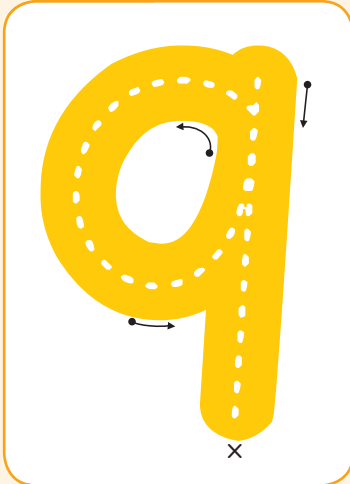
Date:



Tahe




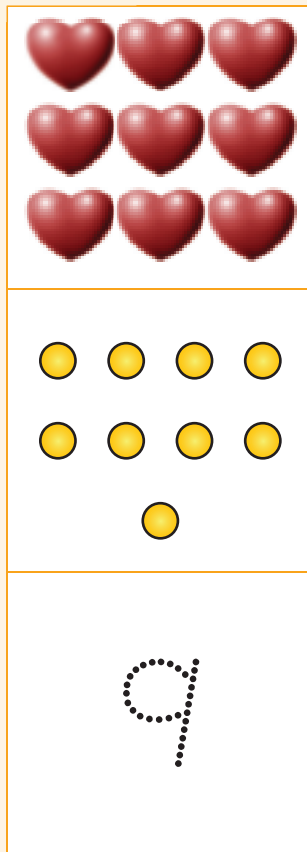
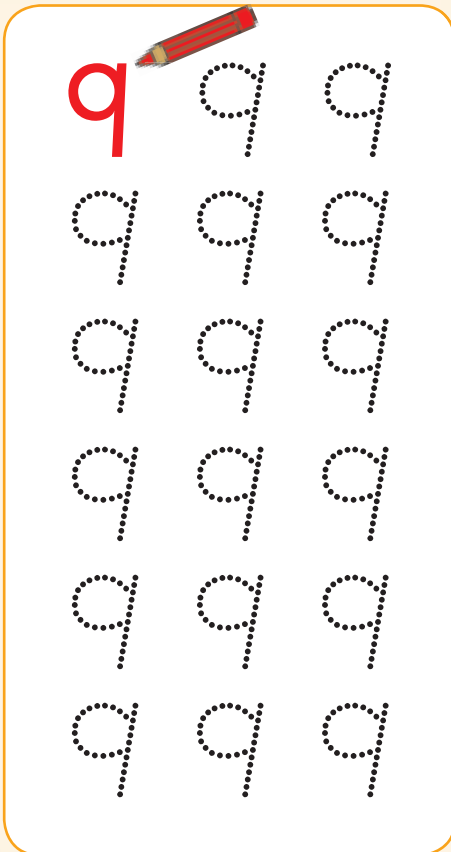
Olani mbilu dza tahe tshibulokoni.



Tovhedzelani nomboro.




Livhanyani zwifanyiso.

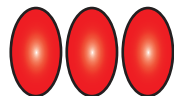




Khalarani mabaloni a tšahe.



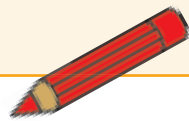
Kopani ni ole zwinwe hafhu zwa tšahe.



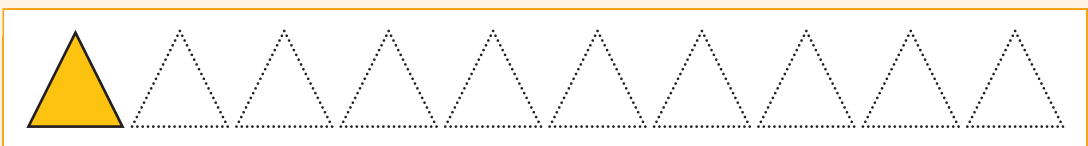
Itani ngowendowe ya nomboro.



tšahe



Khalarani thiraingele ni khou ralo u dzi vhala.



Teacher: _____
Sign: _____
Date: _____

Zwo dala kana a hu na tshithu




Khalarani phindulo i re yone.
Zwifaredzi zwo dala kana a zwi na tshithu?



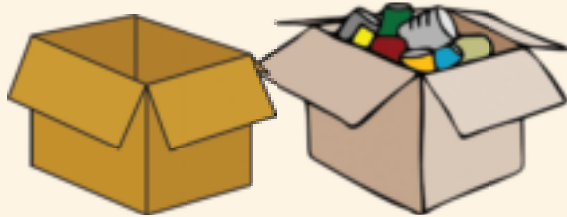
a tshi na tshithu tsho dala

a tshi na tshithu tsho dala



a tshi na tshithu tsho dala

a tshi na tshithu tsho dala




a tshi na tshithu tsho dala

a tshi na tshithu tsho dala



a tshi na tshithu tsho dala

a tshi na tshithu tsho dala



a tshi na tshithu tsho dala

a tshi na tshithu tsho dala



a tshi na tshithu tsho dala


a tshi na tshithu tsho dala



a tshi na tshithu tsho dala

a tshi na tshithu tsho dala

zwo dala a zwi na tshithu





Khajalani phindulo i re yone.
Zwifaredzi zwo dala kana a zwi na tshithu?


a hu na tshithu	dala
--------------------	------




a hu na tshithu	dala	a hu na tshithu	dala
-----------------	------	-----------------	------



a hu na tshithu	dala	a hu na tshithu	dala
-----------------	------	-----------------	------



a hu na tshithu	dala	a hu na tshithu	dala
-----------------	------	-----------------	------



a hu na tshithu	dala	a hu na tshithu	dala
-----------------	------	-----------------	------



a hu na tshithu	dala	a hu na tshithu	dala
-----------------	------	-----------------	------



Teacher:
Sign:

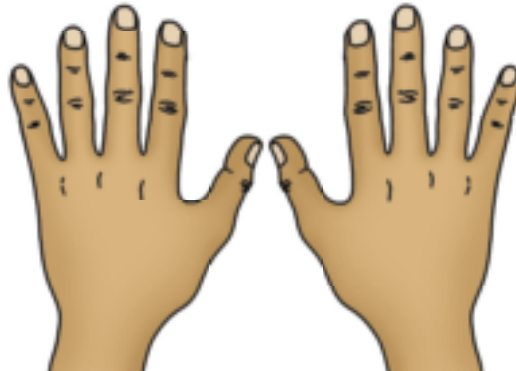
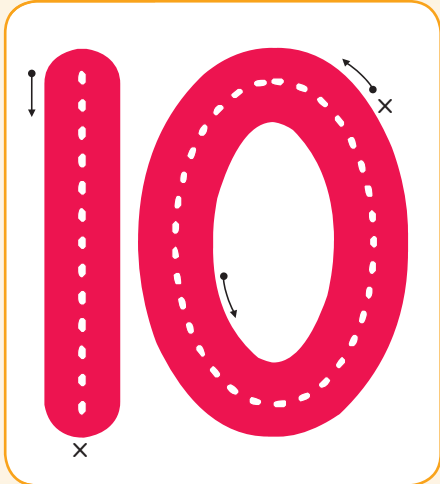
Date:



Fumi





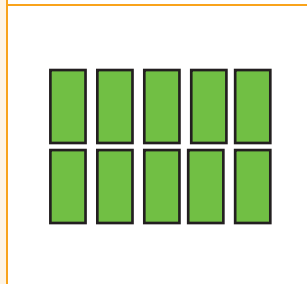
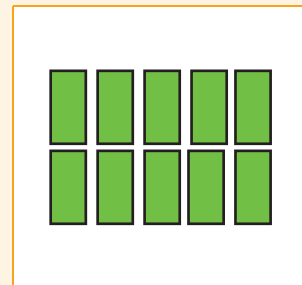


Vhalani minwe i re kha zwanḁa vhuvhili hazwo.



Tovhedzelani nomboro.




Livhanyani zwifanyiso.





Khalarani mitsshelo ya zwa fumi.



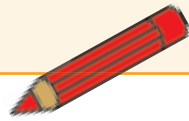
Kopani ni ole zwi zwinzhi nga zwa fumi.





Itani ngowendowe ya nomboro.



fumi



Khalarani rekithiengele ni khou ralo u dzi vhalu.



Teacher: _____
Sign: _____


Date: _____



Nomboro 1 u swika kha 10

Shumisani minwe yaṅu kha u vhumba nomboro dzi tevhelaho. Ni kone u ṅwalulula nomboro idzi.

	1	1
	2	2
	3	3
	4	4
	5	5
	6	6
	7	7
	8	8
	9	9
	10	10





U n'wala nomboro 6 u swika kha 10

Itani ndondowe ya u n'wala nomboro idzi.



6

rathi



6

6

6

6



7

sumbe

7

7



8

malo

8

8



9

yahe

9

9



10

fumi

10

10


10



Teacher:
Sign:

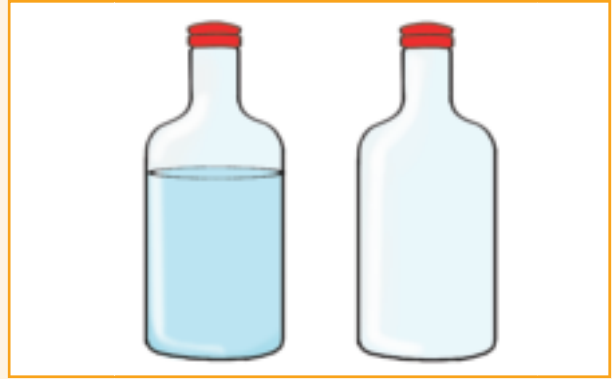

Date:



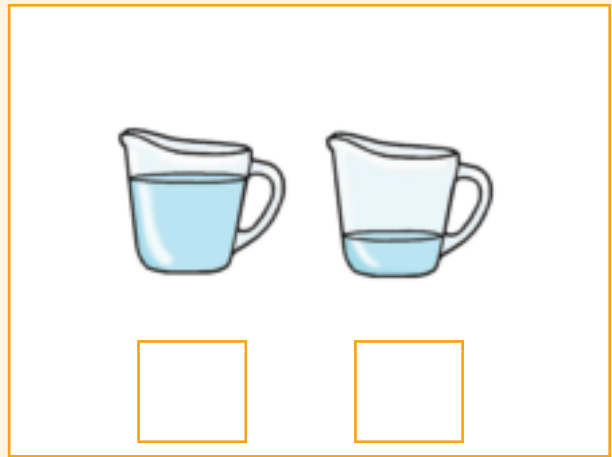
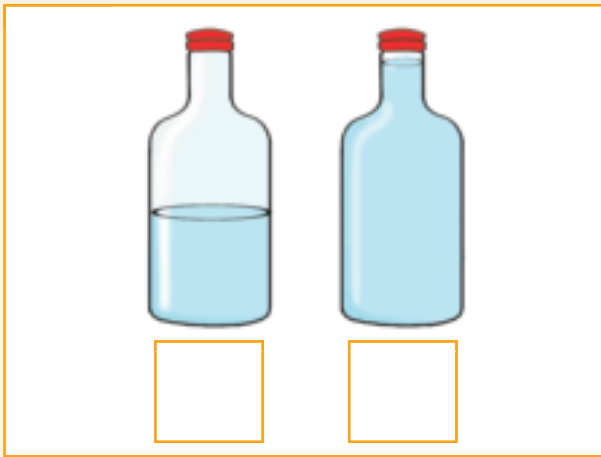


Khaphasithi na volumu

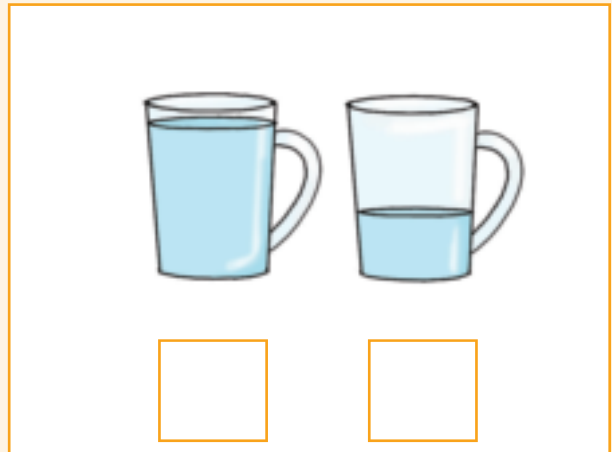
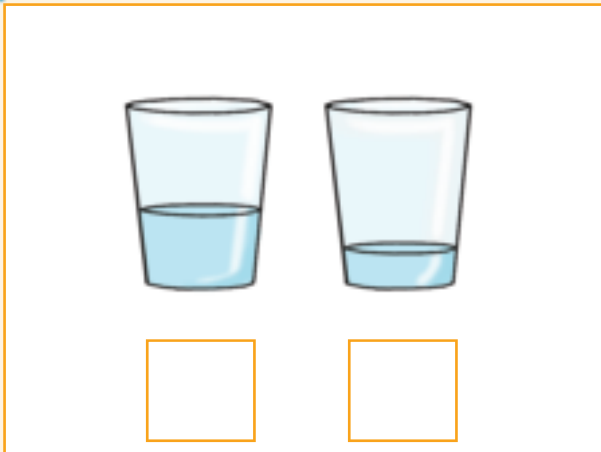
Olani ni tshi sumbedza maḡi manzhi kha tshifaredzi tshi re kha tshanda tsha u la.



Itani thiki kha tshifaredzi tshi no fara zwinzhi.




Itani thiki kha tshifaredzi dzi no fara zwiṭuku.






Khalarani ngilasi ya vuvhili u itela uri i vhe na dzusi tshukhu kha i re ngilasini ya u thoma.



Khalarani ngilasi ya vuvhili u itela uri i vhe na dzusi nnzhi kha i re ngilasini ya u thoma.



Tangedzelani zwinzhi kha, zwiṭuku kha kana zwi no lingana na.

	Ngilasi ya lutombo i na	zwinzhi kha	zwiṭuku kha	zwi no lingana na	zwa ngilasi tswuku.	
	Ngilasi ya lutombo i na	zwinzhi kha	zwiṭuku kha	zwi no lingana na	zwa ngilasi tswuku.	
	Ngilasi ya lutombo i na	zwinzhi kha	zwiṭuku kha	zwi no lingana na	zwa ngilasi tswuku.	

zwinzhi kha zwiṭuku kha



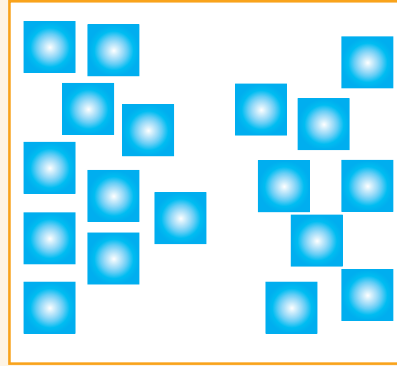
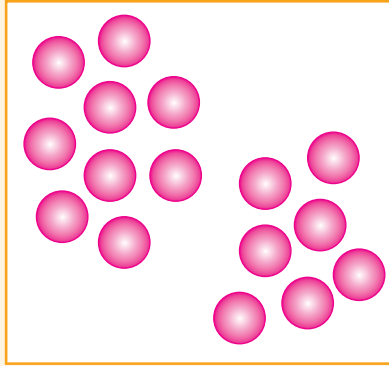

Teacher:
Sign:
Date:



Nomboro 1 u swika kha 10

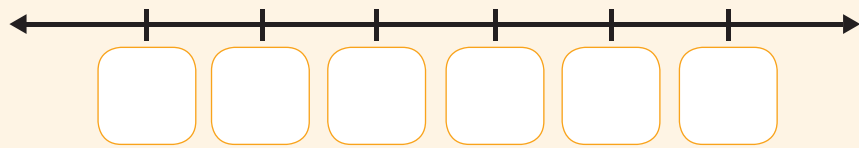


Tshibulokoni tshiwe na tshiwe, tangedzelani tshigwada tshi re na zwiwumbeo zwiṭuku.

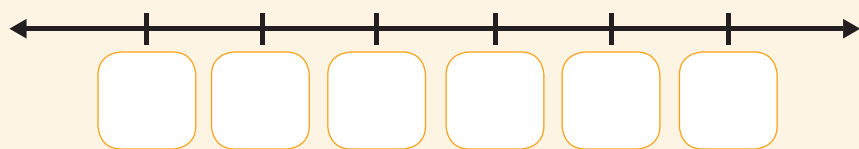


Nwalani nomboro u thoma kha ṭhukhusa u ya kha khulwanesa dzi kha mutalombalo.

2 4 3
6 1 5



1 6 8
7 9 5



Khalarani nomboro ṭhukhusa nga muvhala mudala na khulwanesa nga muvhala wa tshitopane.

7 4 3

9 10 8

5 1 6

4 6 2



Tandulani zwi tevhelaho. Ni nga ita miolo uri i ni thuse.

Nnzhi kha 5 nga nthihi.

Ṭhukhu kha 5 nga nthihi.

Nnzhi kha 6 nga mbili.

Ṭhukhu kha 7 nga mbili.



Mutalo wa malungu




Dzhenisani nomboro i no khou tshela.

A series of ten horizontal number lines for counting practice. Each line has ten circles. A red pencil is shown writing the number '1' in the first circle of the top line.

- Line 1: 1, 2, 3, 4, 5, 6, 7, 8, 9, 10
- Line 2: 1, 2, 3, (empty), 5, 6, 7, 8, 9, 10
- Line 3: 1, 2, 3, (empty), (empty), 6, 7, 8, 9, 10
- Line 4: 1, 2, (empty), 4, 5, 6, (empty), 8, (empty), 10
- Line 5: 1, 2, 3, (empty), 5, 6, 7, (empty), (empty), 10
- Line 6: (empty), 2, (empty), 4, 5, (empty), 7, 8, (empty), 10
- Line 7: 1, (empty), 3, 4, 5, 6, 7, (empty), 9, (empty)
- Line 8: (empty), (empty), (empty), (empty), (empty), (empty), (empty), (empty), (empty), (empty)
- Line 9: 10, 9, 8, 7, 6, 5, (empty), (empty), (empty), (empty)



Teacher: _____
Sign: _____
Date: _____






Zwi no paḁa, zwi no lingana na zwiḁuku

Livhanyani zwithu zwi re kha tsha monde na zwithu zwi re kha tsha uḁa.
Khaḁarani phindulo yone.




zwi a lingana

a zwi lingana




zwi a lingana

a zwi lingana



zwi a lingana

a zwi lingana



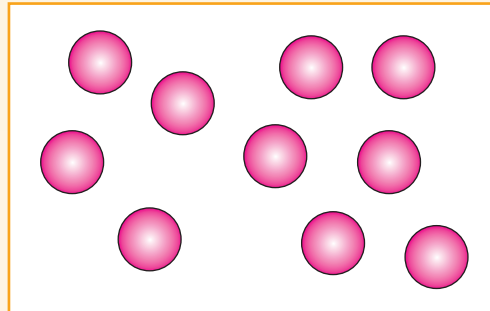
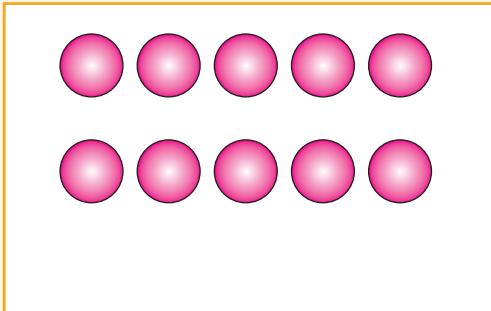
zwi a lingana

a zwi lingana





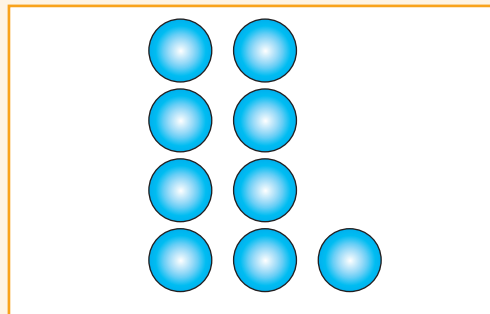
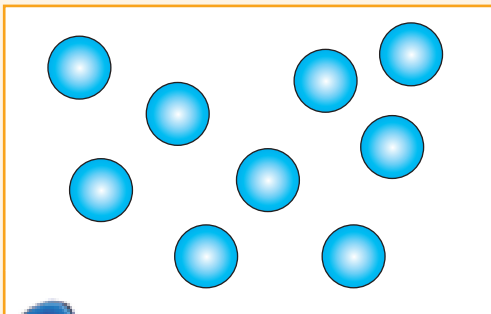
Bulani uri tshibuloko tsha vuhvili tshi na zwithu zwinzhi kha, zwiṭuku kha, kana zwi no lingana na zwa tshibuloko tsha u thoma. Khaḷarani phindulo yone.



zwinzhi

zwi no lingana

zwiṭuku



zwinzhi

zwi no lingana

zwiṭuku



Livhanyani zwithu na nomboro.

1	
2	
3	
4	
5	
6	
7	
8	
9	
10	



Teacher: _____
Sign: _____
Date: _____





U ṭanganya maḷegere

Ṭanganyani maḷegere ni dzhenise phindulo.

$$2 + 3 = 5$$

$$3 + 4 =$$



Ṭanganyani nomboro.



$$5 + 1 = 6$$

$$5 + 0 =$$

$$3 + 2 =$$

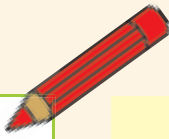
$$4 + 3 =$$





Edzisini hezwi.

$3 + 6 = 9$



$1 + 1 = \square$

$4 + 0 = 4$

$0 + 7 = \square$

$0 + 5 = 5$

$3 + 2 = \square$

$6 + 0 = \square$

$5 + 3 = \square$

$2 + 2 = \square$

$7 + 2 = \square$

$1 + 3 = \square$

$4 + 4 = \square$

$2 + 5 = \square$

$5 + 1 = \square$

$5 + 0 = \square$

$4 + 3 = \square$

$1 + 8 = \square$

$2 + 6 = \square$

$4 + 2 = \square$

$8 + 2 = \square$






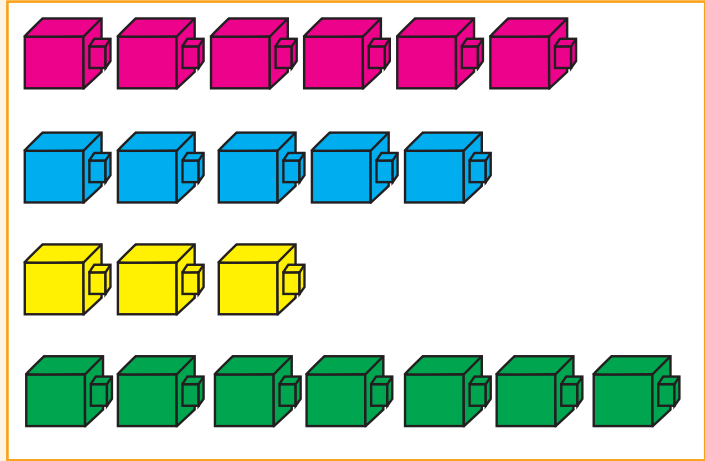

Teacher:
Sign:
Date:





U kuvhanganya na u vhekanya

Vhekanyani ni ole miolo ya zwo kuvhanganywaho zwe zwa vhekanywa.





Vhekanyani maṭari a tevhelaho nga u a ola a na mivhala yo fhambananaho.



Hu na maṭari mangana a **mutada**?

Hu na maṭari mangana a **tshitopana**?

Hu na maṭari mangana **madala**?



Teacher:
Sign:
Date:



Olani tshifanyiso ni n'wale fhungombalo la tshifanyiso tshiñwe na tshiñwe.

U t̄anganya u swika kha 10: u vhala ri tshi ya phanda

Sarah u na maḽegere a 3. Siphu u na maḽegere a 2. Vha na maḽegere mangana o t̄angana o t̄he?




Kha ri vhale:

3	4	5
---	---	---

<input type="text"/>	+	<input type="text"/>	=	<input type="text"/>
----------------------	---	----------------------	---	----------------------

Ndi na mimavhuḽu ya 4 nda dovha nda wina miñwe ya 3. Ndi na mimavhuḽu mingana?



Kha ri vhale:

4	5	6	7
---	---	---	---

<input type="text"/>	+	<input type="text"/>	=	<input type="text"/>
----------------------	---	----------------------	---	----------------------

Hu na zwisusu zwiṭṭanu (zwa 5). Ha mbo swika zwiñwe zwi vhili. Hu na zwisusu zwingana?



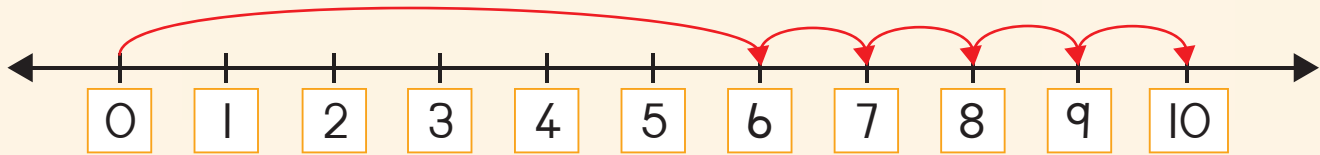
Kha ri vhale:

5	6	7	<input type="text"/>	<input type="text"/>
---	---	---	----------------------	----------------------

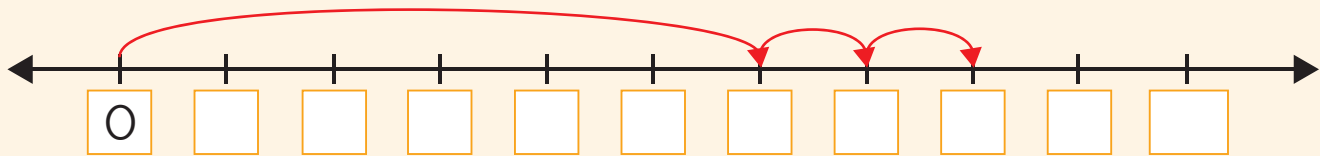
<input type="text"/>	-	<input type="text"/>	=	<input type="text"/>
----------------------	---	----------------------	---	----------------------



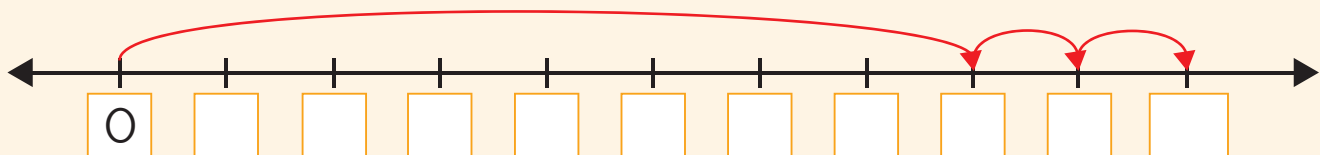
Ñwalani nomboro kha mutalombalo ni kone u řwala fhungombalo la mutalombalo muńwe na muńwe.



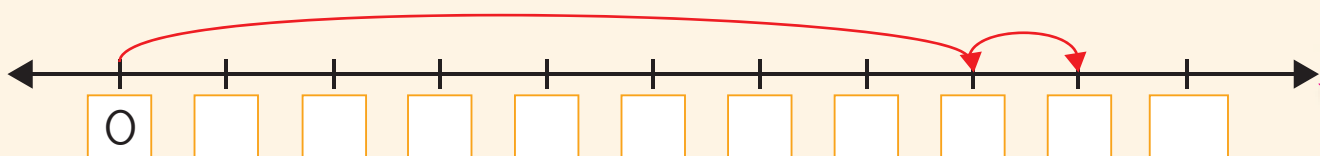
$$6 + 4 = \square$$



$$\square + \square = \square$$



$$\square + \square = \square$$



$$\square + \square = \square$$



Teacher:
Sign:
Date:



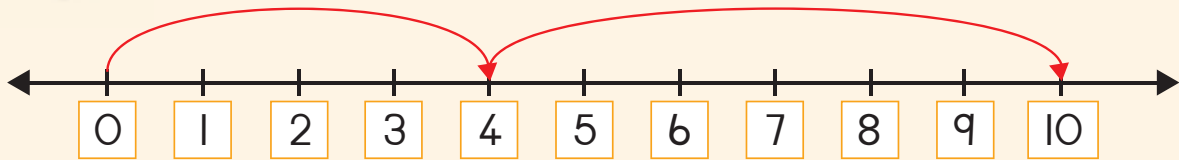
Muṭanganyo: u fhaṭa na u paḍukanya u swika kha 10

Khaḷarani ni tshi sumbedza zwi tevhelaho.

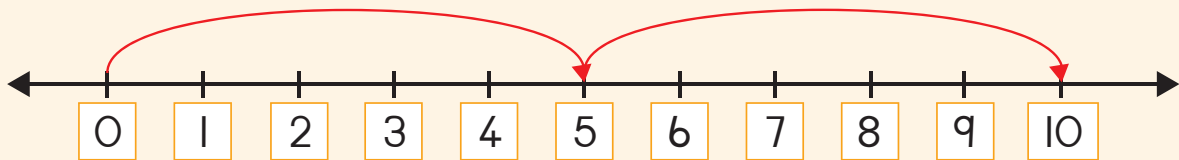
1 + 9	
2 + 8	
3 + 7	
4 + 6	
5 + 5	



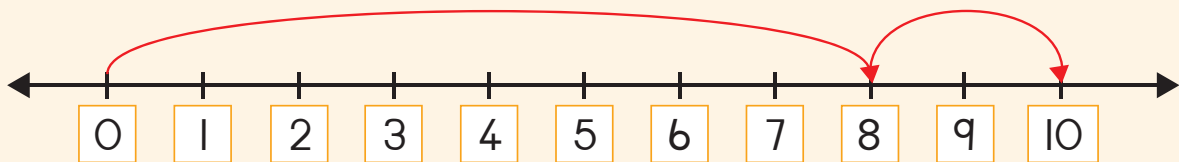
Nwalani mbalo ya:



$$4 + 6 = \square$$



$$\square + \square = \square$$



$$\square + \square = \square$$





Shumisani zwivhalo zwa maluvha kha u vhumba mutalombalo waṅu inwi muṅe.



$$\square + \square + \square = \square$$



$$\square + \square + \square = \square$$



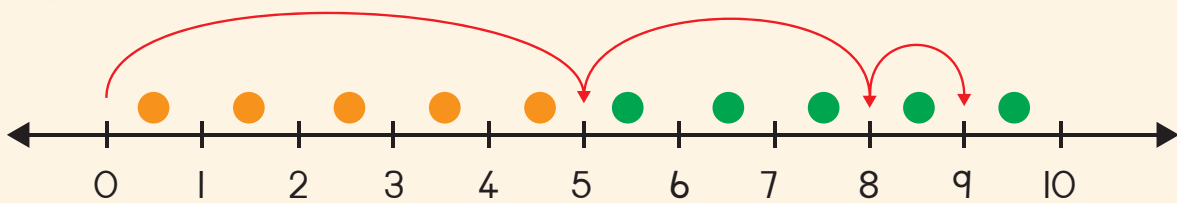
$$\square + \square + \square = \square$$



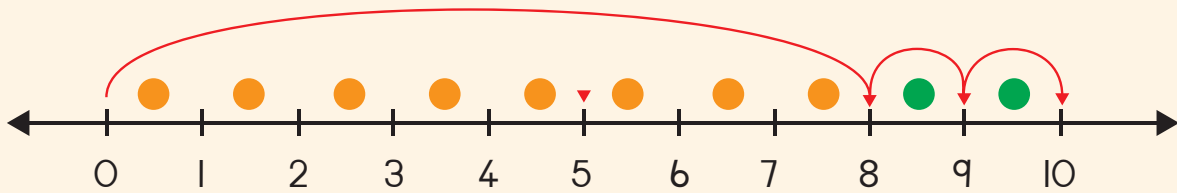
$$\square + \square + \square = \square$$



Nwalani mbalo ya:




$$\square + \square + \square = \square$$



$$\square + \square + \square = \square$$



Teacher:
Sign:
Date:





Fhindulani zwi tevhelaho.

U inga kavhili na u hafula

Ni kona u vhona vhasidzana vhangana?



Ni kona u vhona vhasidzana vhangana?



Nyingakavhili ya 1 ndi 2.
Arali ra nga hafula tshivhalo tsha vhasidzana?

Ni kona u vhona milenzhe mingana?



Ni kona u vhona milenzhe mingana zwino?



Ri ri nyingakavhili ya 2 ndi 4.
Hafu ya 4 i do vha mini?

Ni kona u vhona milinga mingana?



Ni kona u vhona milinga mingana zwino?



Ri ri nyingakavhili ya 3 ndi 6.
Hafu ya 6 i do vha mini?

Ni kona u vhona milenzhe mingana?



Ni kona u vhona milenzhe mingana zwino?



Ri ri nyingakavhili ya 4 ndi 8.
Hafu ya 8 i do vha mini?



Ni kona u vhona minwe mingana?



Ni kona u vhona minwe mingana zwino?

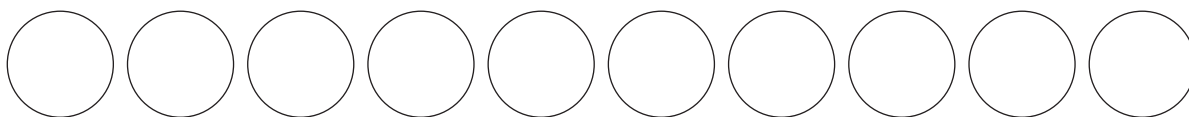


Ri ri nyingakavhili ya 5 ndi 10.
Hafu ya 10 i do vha mini?



Tandululani zwi tevhelaho nga u khalara. Nwalani mbalo.

Ndi na mimavhulu ya 4 ngeno khonani yanga e na ya 4. Ri na mimavhulu mingana yo tangana yotlhe?
Khalarani nomboro yone ya mimavhulu.



$$\square + \square = \square$$



Fhindulani zwi tevhelaho.

Nyingakavhili ya 1 ndi

Nyingakavhili ya 2 ndi

Nyingakavhili ya 4 ndi

Nyingakavhili ya 5 ndi

Hafu ya 2 ndi

Hafu ya 4 ndi

Hafu ya 8 ndi

Hafu ya 10 ndi

Nyingakavhili ya 3 ndi

Hafu ya 6 ndi



Teacher:
Sign:

Date:







Fhedzisani zwifanyiso izwi.

Zwivhumbeo


tshikwea



tshitendeledzi



thiraiengele




rekithiengele

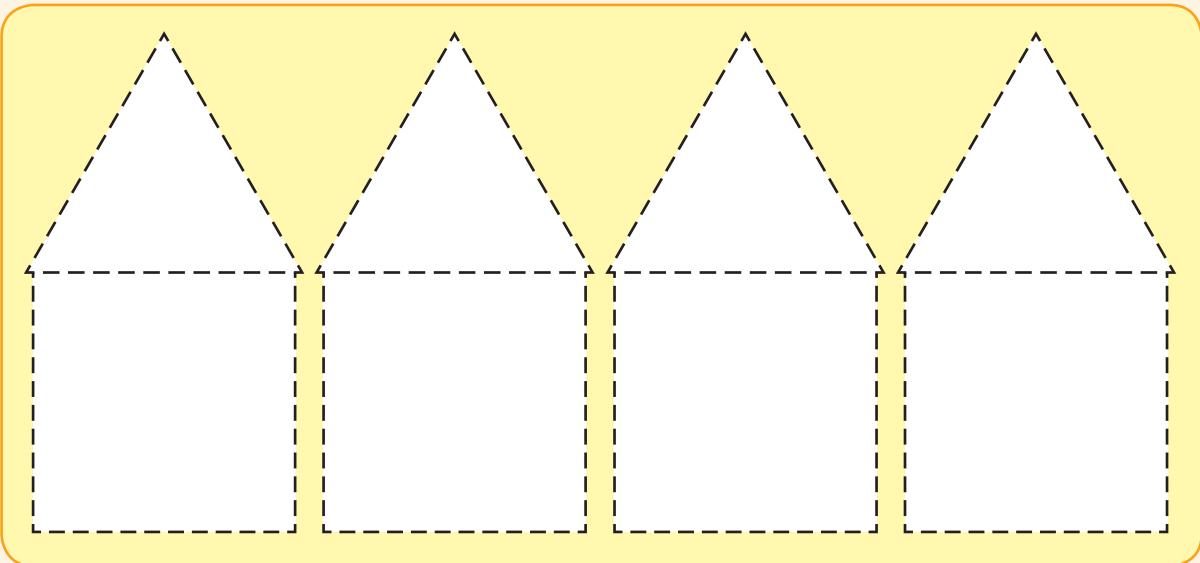

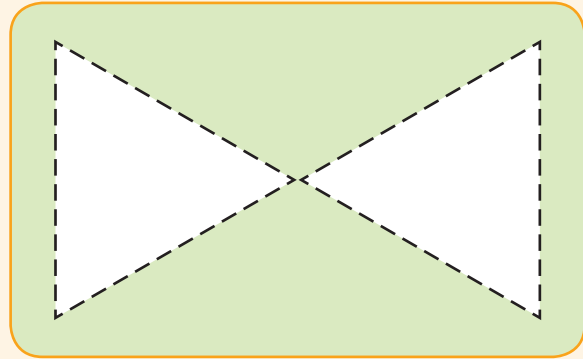
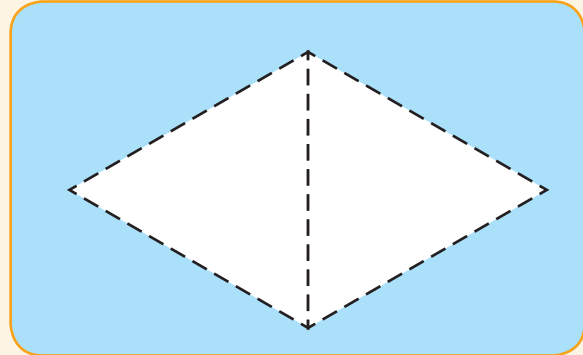
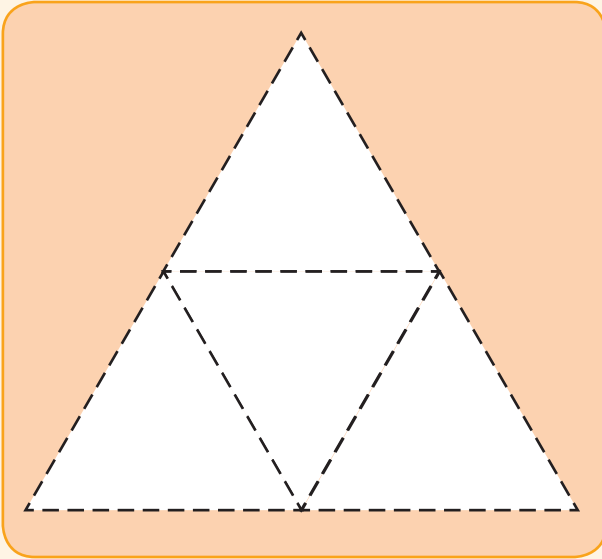


Shumisani zwivhumbeo zwiṅa zwi re afho nṅha kha u ola tshifanyiso. Ni nga shumisa zwivhumbeo lu no fhira luthihi.





Shumisani zwivhumbeo zwa u
gera kha u vhumba zwivhumbeo
izwi.



Teacher:
Sign:

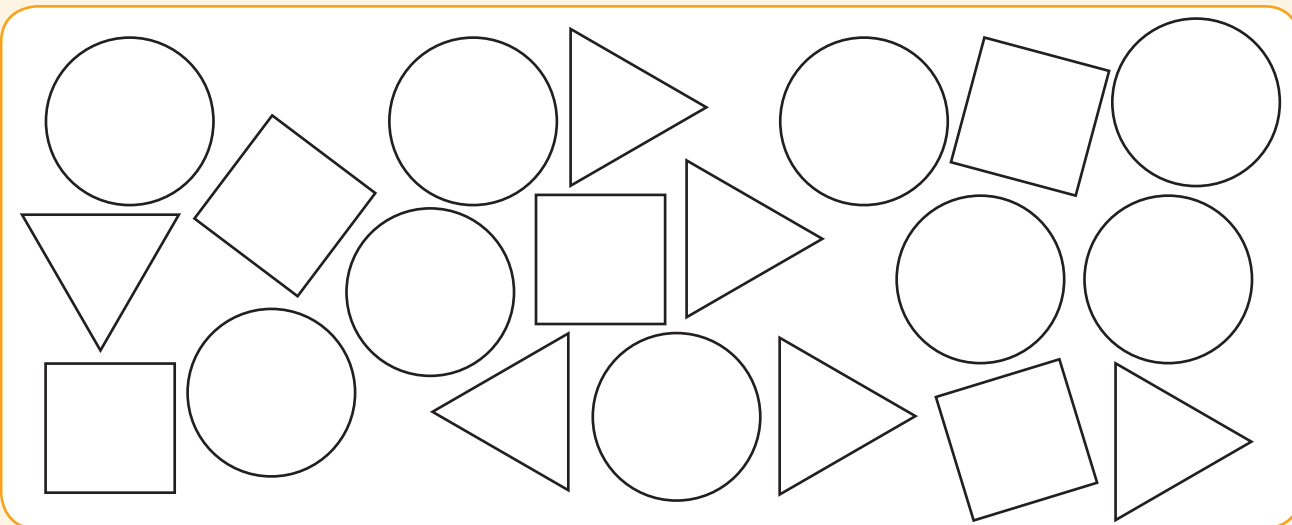
Date:



Zwivhumbeo zwiṅwe hafhu zwa 2-D



Vhekanyani zwivhumbeo ni ite muolo wa zwe na vhekanya.



Thiraiengele

Tshitendeledzi

Tshikwea

Hu na thiraiengele nngana?

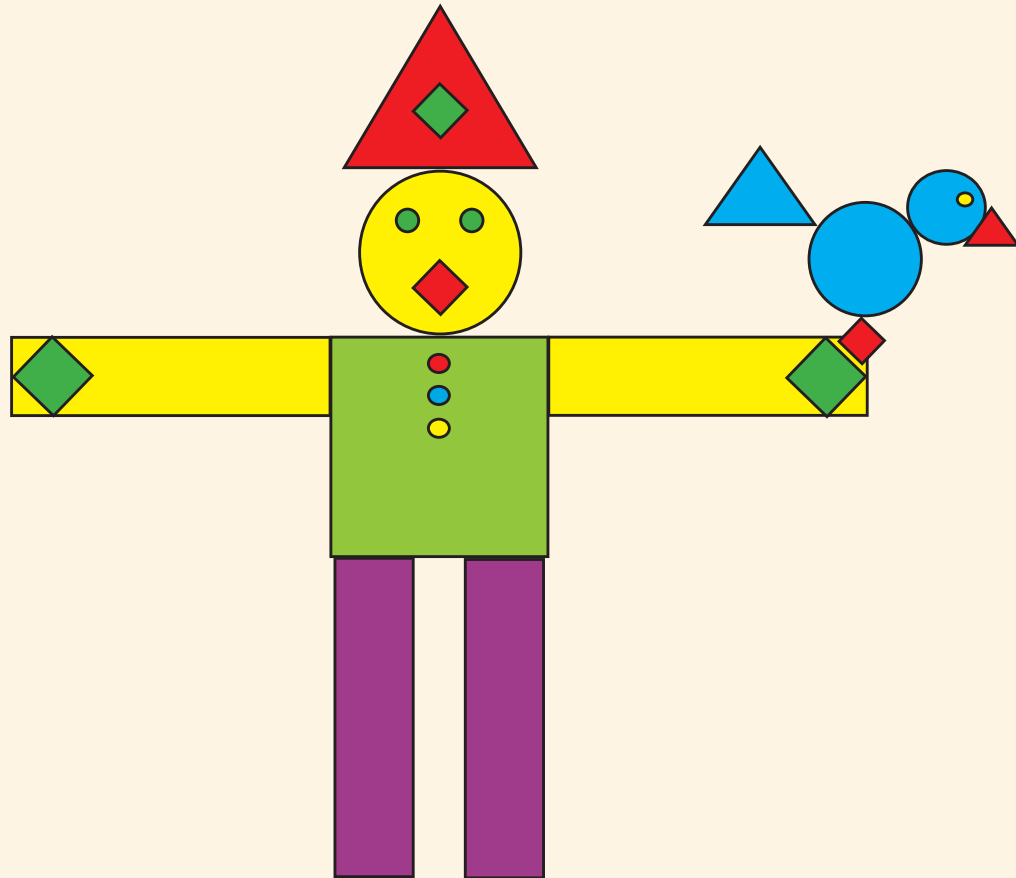
Hu na zwitendeledzi zwingana?

Hu na zwickwe zwingana?

Wanani zwivhumbeo



Wanani zwivhumbeo zwo fhambanaho ni zwi vhale.



<input type="checkbox"/>	Ni nga kona u wana zwikwea zwingana?	
<input type="checkbox"/>	Ni nga kona u wana zwitendeledzi zwingana?	
<input type="checkbox"/>	Ni nga kona u wana thiraiengele nngana?	
<input type="checkbox"/>	Ni nga kona u wana rekithiengele nngana?	



Teacher:
Sign:
Date:



Zwigwada zwa 2 u swika kha 10

Fhindulani mbudziso idzi:



Ni kona u vhona vhana vhangana?

Ni kona u vhona milenzhe mingana?


Nwalani mbalo ya phere dza milenzhe.

$$2 + 2 + 2 =$$




Itani zwitendeledzi u mona na zwitevh zwi tevhelaho eleho uri ni ite:

zwigwada zwa 2 zwa ya 2



zwigwada zwa 4 zwa ya 2






zwigwada zwa 5 zwa ya 2






zwigwada zwa 3 zwa ya 2



Nwalani mbalo ya zwi tevhelaho:




$2 + 2 =$



Teacher:
Sign:

Date:





Ndovhololo ya mutanganyo wa mbili u swika kha 10

Hu na milenzhe mingana? Nwalani mbalo yazwo.



$$2 + 2 + 2 = 6$$



$$\square + \square + \square + \square + \square = \square$$



$$\square + \square = \square$$



$$\square + \square + \square + \square = \square$$



Rekanyani ni ite muolo.

$2 + 2 = 4$

$2 + 2 + 2 = \square$

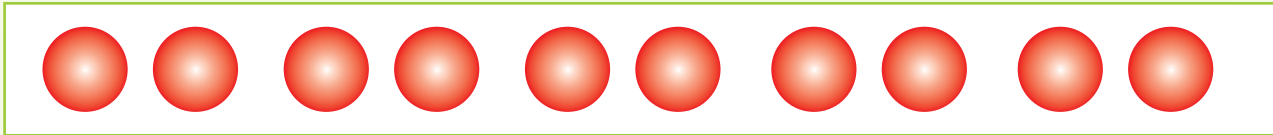
$2 + 2 + 2 + 2 = \square$

$2 + 2 + 2 + 2 + 2 = \square$


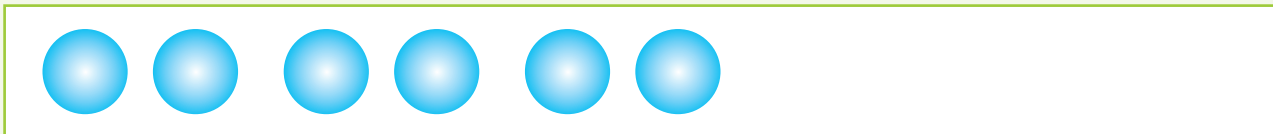

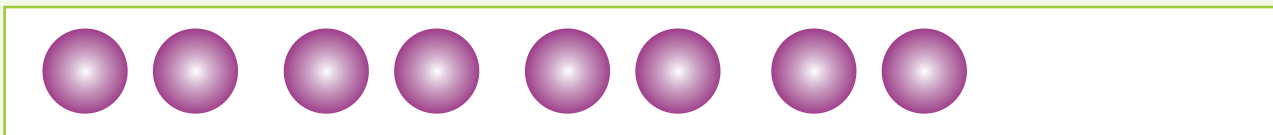






Nwalani mbalo ya:



$$2 + 2 + 2 + 2 + 2 =$$



Vhalani nomboro idzi nga mbilimbili ni khalare mbili dzothe.

1	2	3	4	5	6	7	8	9	10
---	---	---	---	---	---	---	---	---	----



Teacher:
Sign:
Date:





Phetheni dza 2 u swika kha 20

Talani mutalo wa u livhanya nomboro dzi no khou t̄ahela.
Ro dzula ro ni itela ya u thoma. Ni kone u fhedzisa mithamuwo mirwe mivhili hafhu.

0 1 3 5 7 9 10

6 2 8 4

10 11 13 15 17 19

14 12 16 20 18


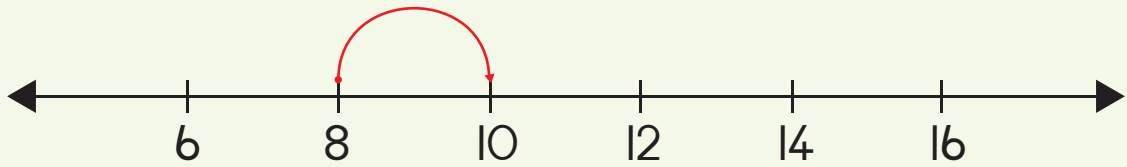


Fhedzisani phetheni nga u khalara nomboro.

1	2	3	4	5	6	7	8	9	10
11	12	13	14	15	16	17	18	19	20



Olani mithamuwo ni tshi sumbedza zwi tevhelaho.



Teacher:
Sign:
Date:





Zwigwada zwa raru u swika kha zwa fumi

Fhindulani mbudziso.



Ni kona u vhala miomva mingana?


Hu na zwigwada zwingana?

I nwaleni sa mutalombalo.



Itani zwitendeledzi u mona na zwitevheleho uri ni ite:

zwigwada zwa 2 zwa dza 3



zwigwada zwa 3 zwa dza 3






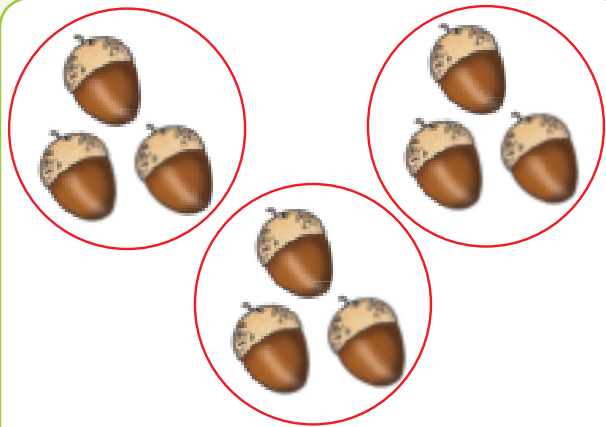

zwigwada zwa 4 zwa dza 3



tshigwada tsha 1 tsha zwa 3



Nwalani fhungombalo la zwi tevhelaho:



Olani zwigwada zwa 2 zwa 3.



Teacher:
Sign:
Date:





Hu na milinga mingana? I nwaleni sa mbalo.











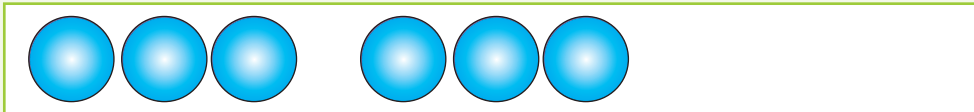
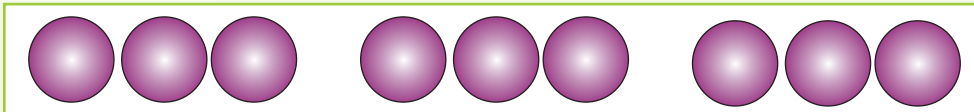
Olani zwivhumbeo ni tshi sumbedza zwi tevhelaho.

$$3 + 3 = \square$$

$$3 + 3 + 3 = \square$$



I nwaleni sa mbalo:



Ndo renga maluvha mangana makete?



Mbalo.




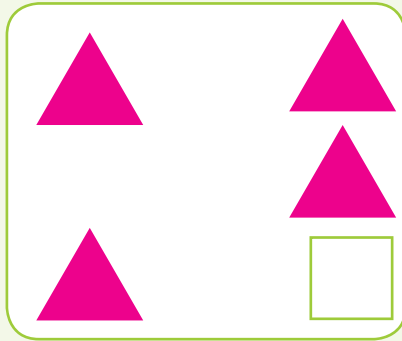

Teacher: _____
Sign: _____
Date: _____





Zwigwada zwa n̄a u swika kha fumi


Vhalani zwivhumbeo ni n̄wale nomboro.



Ndo vhona zwipuka zwi tevhelaho zuu. Ndo vhona milenzhe mingana?
Nalani fhungombalo la tshiwe na tshiwe.



$$4 + 4 = 8$$





Olani zwihumbeo u mona na zwi tevhelaho uri ni ite:

zwigwada zwa 2 zwa dza 4



tshigwada tsha 1 tsha dza 4



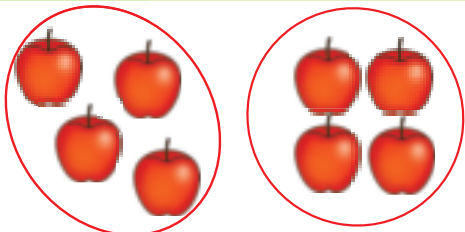
zwigwada zwa 4 zwa a 4






tshigwada tsha 1 tsha zwa 4



Ñwalani mbalo ya zwi tevhelaho:



$4 + 4 =$



Teacher:
Sign:
Date:


Ndovhololo ya muṭangayo wa zwiṅa u swika kha zwa fumi




Hu na milenzhe mingana. Nwalani mbalo ya zwiṅwe na zwiṅwe.



$$\square + \square = \square$$



$$\square + \square = \square$$



$$\square + \square = \square$$





Olani zwihumbeo ni tshi sumbedza zwi tevhelaho.

$$\boxed{4} + \boxed{4} = \boxed{}$$



Nwalani mbalo ya:

● ● ● ● ● ● ● ●



Susan o baka khekhe dza khaphu dza 4. Jane o baka khekhe dza khaphu dza 4. Vho baka khekhe dza khaphu nngana dzo t̄angana dzo t̄he? Tangedzelani tshivhalo tshone tsha khekhe dza khaphu.



Mbalo.



Teacher:
Sign:


Date:





Zwigwada zwa zwiṭanu u swika kha zwa fumi

Fhindulani mbudziso



Ni kona u vhona zwikunwe zwingana kha mulenzhe muṅwe na muṅwe?

Hu na zwikunwe zwingana zwo ṭangana zwoṭhe?

I ṅwaleni sa mbalo.

$$5 + 5 =$$



Itani zwitendeledzi u mona na zwitevheleho uri ni ite:

tshigwada tsha 1 tsha a 5



zwigwada zwa 2 zwa dza 5






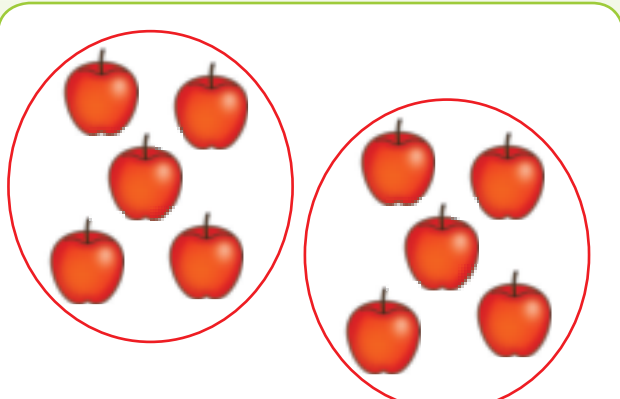
zwigwada zwa 2 zwa dza 5





tshigwada tsha 1 tsha a 5



Nwalani mbalo ya zwi tevhelaho:













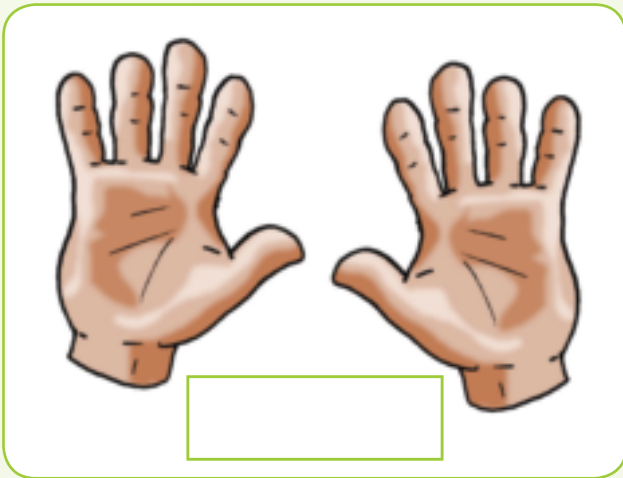
Teacher:
Sign:
Date:



Ndovhololo ya mutangayo wa ṭhanu u swika kha IO



Hu na minwe kana zwikunwe zwingana?






Olani zivhumbeo ni tshi sumbedza zwi tevhelaho.

$$5 + 5 = \square$$



Nwalani mbalo ya:



Ni kona u vhona zwikunwe zwingana kha mulenzhe muñwe na muñwe? Hu na zwikunwe zwingana zwo tanga zwothe? Itani muolo.

Mbalo:



Ni na minwe mingana kha tshanda tshithihi? Ni na minwe mingana yo fhelela? Itani muolo.

Mbalo:



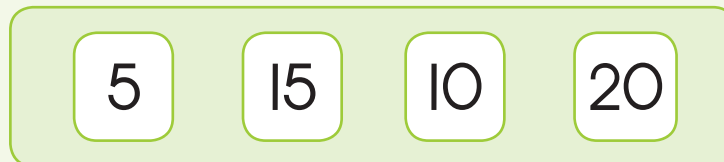
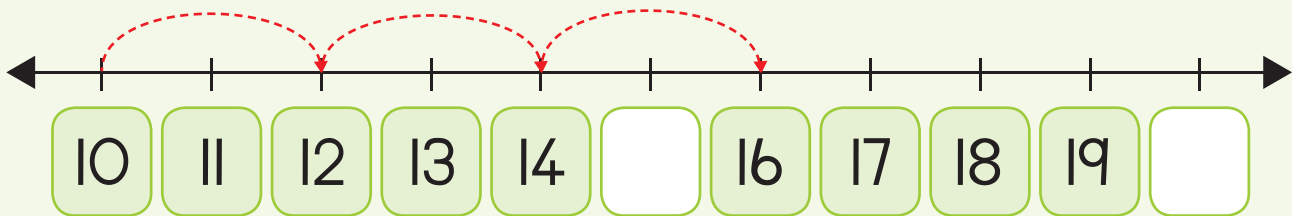
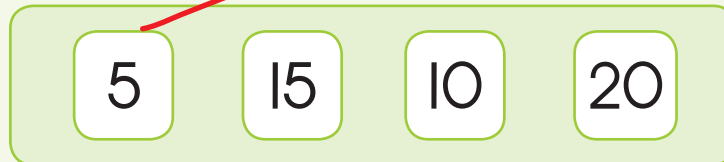
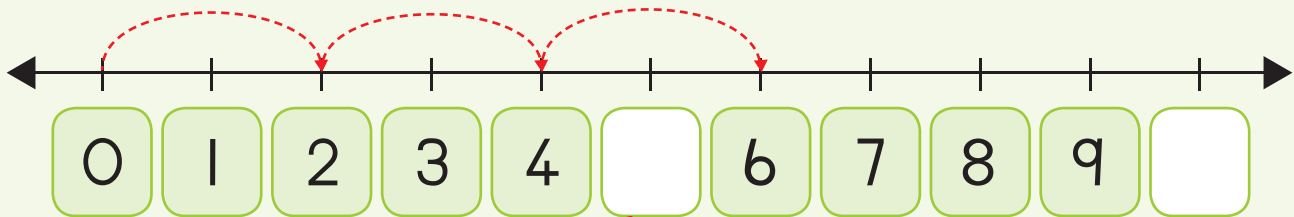
Teacher: _____
Sign: _____
Date: _____





Phetheni t_xhanu u swika kha fumbili

Talani mutalo wa u livhanya nomboro dzi no khou t_xahela.
Ro dzula ro ni itela ya u thoma. Fhedzisani mithamuwo nga u tevhedzela noha hayo.



Fhedzisani phetheni nga u khalara nomboro.

1	2	3	4	5	6	7	8	9	10
11	12	13	14	15	16	17	18	19	20





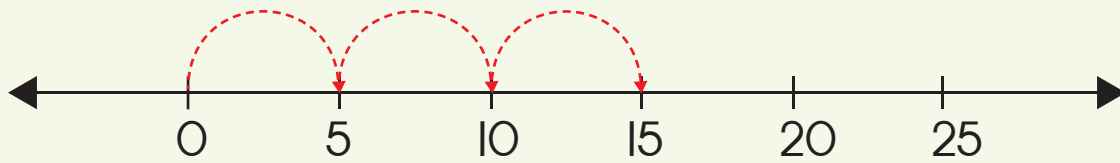
Olani mithamuwo ni tshi sumbedza zwi tevhelaho.

0

5

15

20

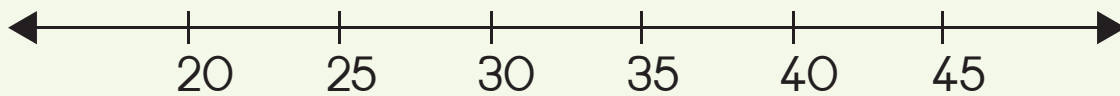


20

25

30

35

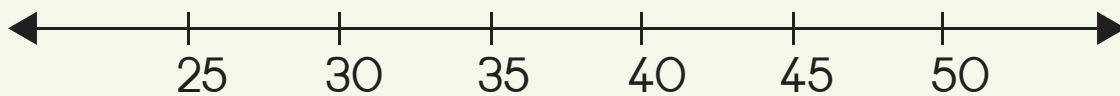


35

40

45

50



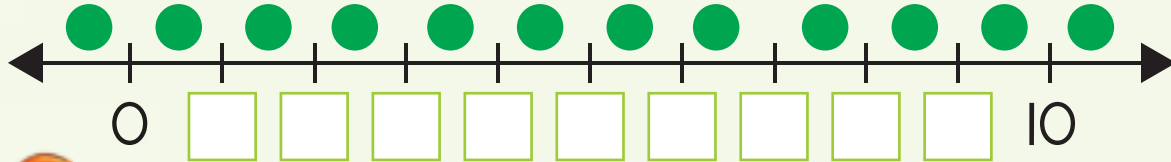
Teacher:
Sign:
Date:



Phetheni dza mahumi



Nwalani nomboro dzi no khou t̄ahela.



Olani malungu a fumi vhukati ha inthevala ni livhanye nomboro na tshibuloko tshone.




50 40 30 20



Fhedzisani mutalombalo nga u kopolelela nomboro dze na newa zwikhalani zwo teaho.

50 30 10 0 50 20 40





Fhedzisani bodo ya nomboro nga u shumisa nomboro dza zwigeriwa.

1	2	3	4	5	6	7	8	9	
11	12	13	14	15	16	17	18	19	
21	22	23	24	25	26	27	28	29	
31	32	33	34	35	36	37	38	39	
41	42	43	44	45	46	47	48	49	
51	52	53	54	55	56	57	58	59	
61	62	63	64	65	66	67	68	69	
71	72	73	74	75	76	77	78	79	
81	82	83	84	85	86	87	88	89	
91	92	93	94	95	96	97	98	99	

Shumisani nomboro dza zwigeriwa dzi no bva murahu ha bugu.



20	40	10	60	90	80
50	30	100	70		



Teacher:
Sign:

Date:



60a


Themo ya 2



Nomboro na tshelede

Livhanyani mutengo na tshelede.


R100		
R20		
R10		
5 ^c		
R50		
50 ^c		
R5		
R1		





Tshelede: noutu (ya mbambiri) na khoini

Tangedzelani tshelede ya bambiri/khoini i re na velu khulwane.



R100

R50

R10



RI

R5

R10



RI

50c

5c



R20

R5

R10



Teacher:
Sign:
Date:



60b

Themo ya 2



Nomboro na tshelede (Zwi iswa phanda)

Tangedzelani:

khoini dzothe dza 5c



khoini dzothe dza 10c



khoini dzothe dza 20c



Tangedzelani:

Noutu dzothe dza R10



Tangedzelani:

Noutu dzothe dza R20





Tangedzelani khoini dzi re kha rou inwe na inwe dzi no ita 20c.



Tangedzelani noutu dzi re kha rou inwe na inwe dzi no ita R20.



Teacher: _____
 Sign: _____
 Date: _____






Tshelede na tshintshi

Olani khoini dzine dza do ni nea tshanganyelo ya:

a.

10c



b.

20c

c.

15c





Khalarani phindulo yone.


	10c	15c	20c
	10c	15c	20c
	10c	15c	20c



Ndi na tshedele heyi kubanngani kwanga.
Ndi nga renga mini ngayo.

 R1

 R2

 R5

 R10



Teacher:
Sign:
Date:



Tshelede na tshintshi hafhu





Tusani 5c nthihi. No salewa nga vhugai?



5c



Ho sala vhugai?

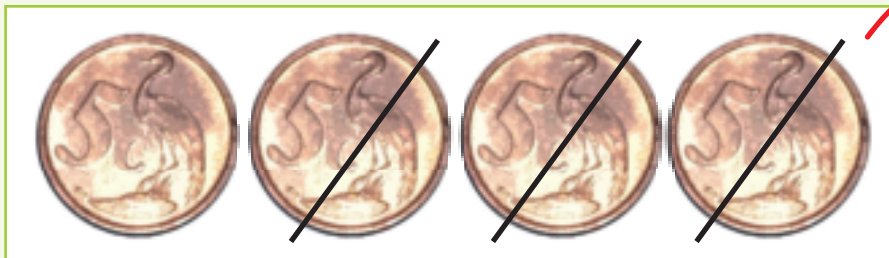





Ho sala vhugai? Livhanyani zwi tevhelaho.




5c



20c



15c



10c



Teacher:

Sign:


Date:



Zwivhumbeco, nzulele na kuimele

Wanani ni tangedzele tshivhumbeco tshi re na tshivhumbeco na nzulele zwi no fana na zwa tshivhumbeco tshi re tshibogisini tsha u thoma.





Tangedzelani phindulo dzi re dzone.

1	2	3	4	5
Ndi phukha ifhio i re phanga ha ndou?	Ndi phukha ifhio i re murahu ha mmbwa?	Ndi phukha ifhio i re vhukati ha mbiqi na mmbwa?	Arali mmbwa ya tshimbilela phanga i do gekhana na tshipuka tshifhio?	Arali ndou ya nga tshimbilela murahu i do gekhana na tshipuka tshifhio?



Teacher: _____
 Day: _____
 Date: _____

Zwihumbeo zwa 2-D na zwithu zwa 3-D

Khajlani zwihumbeo.

Khajlalani zwikwea nga muvhala mutswuku.

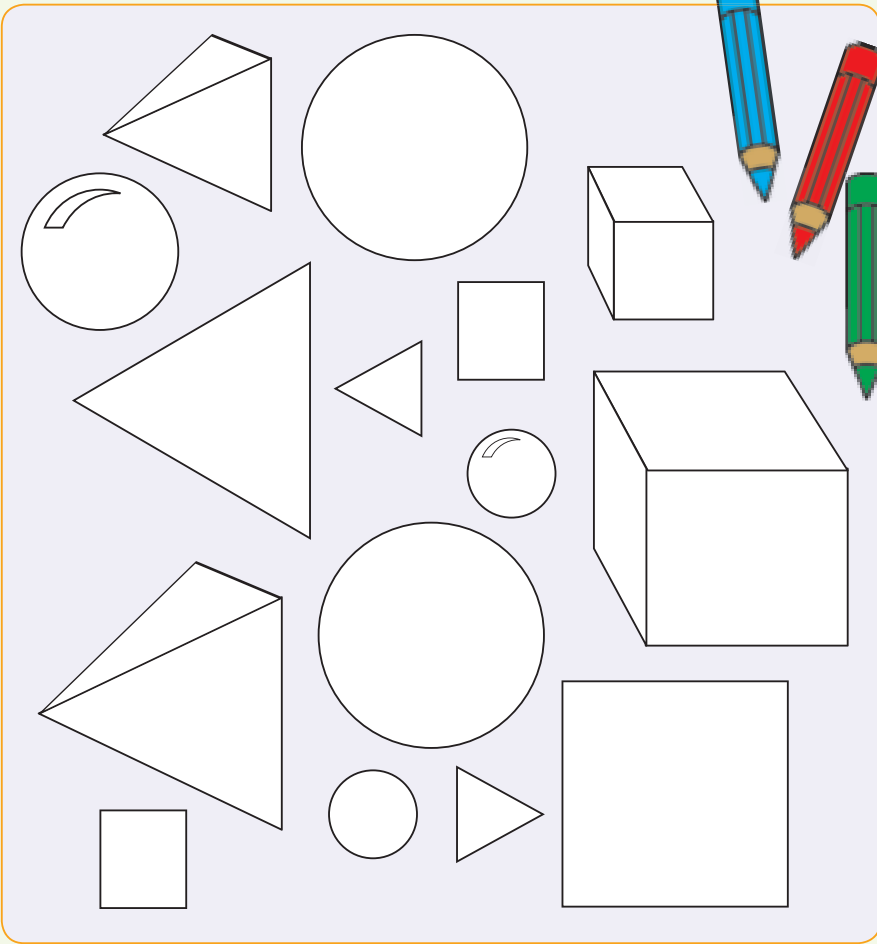
Khajlalani zwitendeledzi nga muvhala wa lutombo.

Khajlalani rekithiengele nga muvhala mudda.

Khajlalani khubu nga muvhala wa taga.

Khajlalani zwipulumbu nga muvhala wa phephulu.

Khajlalani phirizimu nga muvhala wa tshitopana.




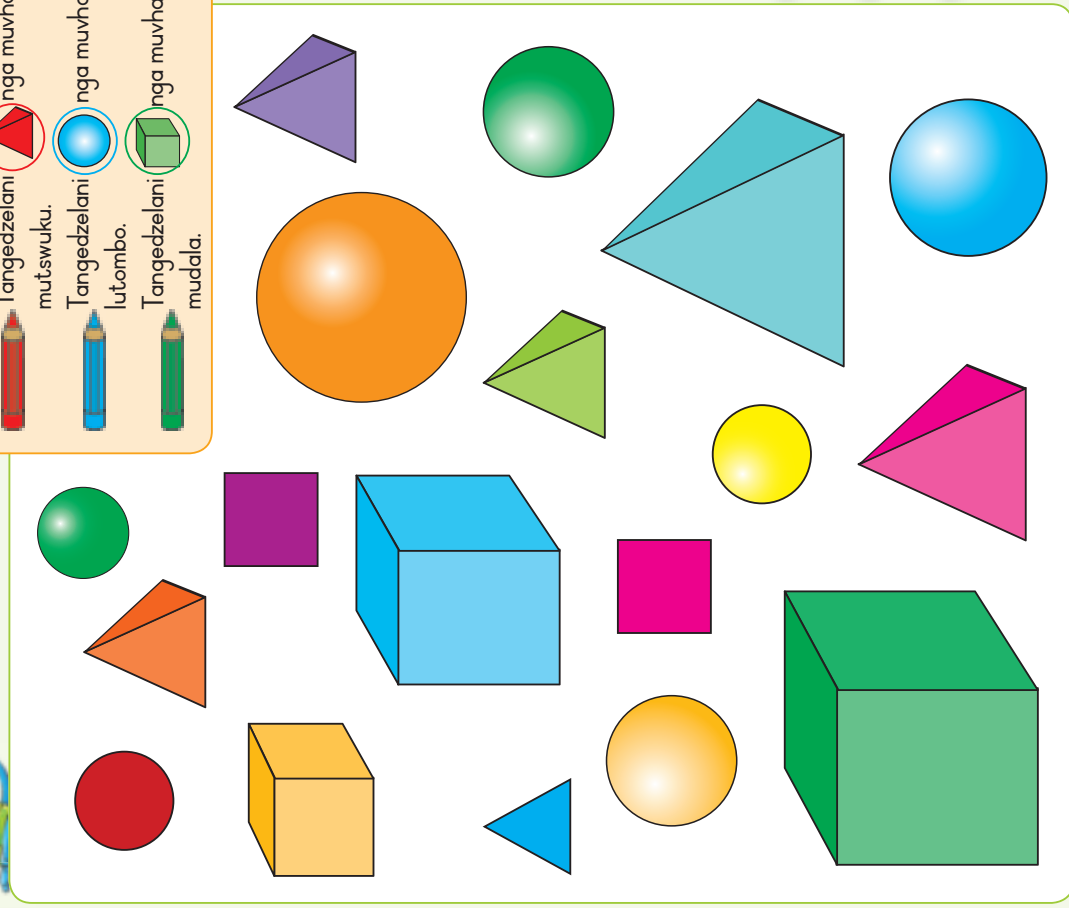
Zwihumbeo na zwithu zwa tshiomate


Tangedzelani zwihumbeo.

Tangedzelani mutswuku. nga muvhala

Tangedzelani lutombo. nga muvhala wa





Tangedzelani mudda. nga muvhala




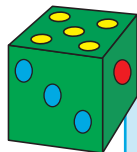


Shapes:

Cut out the shapes on the dotted lines. Now use them to do the worksheets in your book. Remember to keep them safe so that you can use them over and over again.

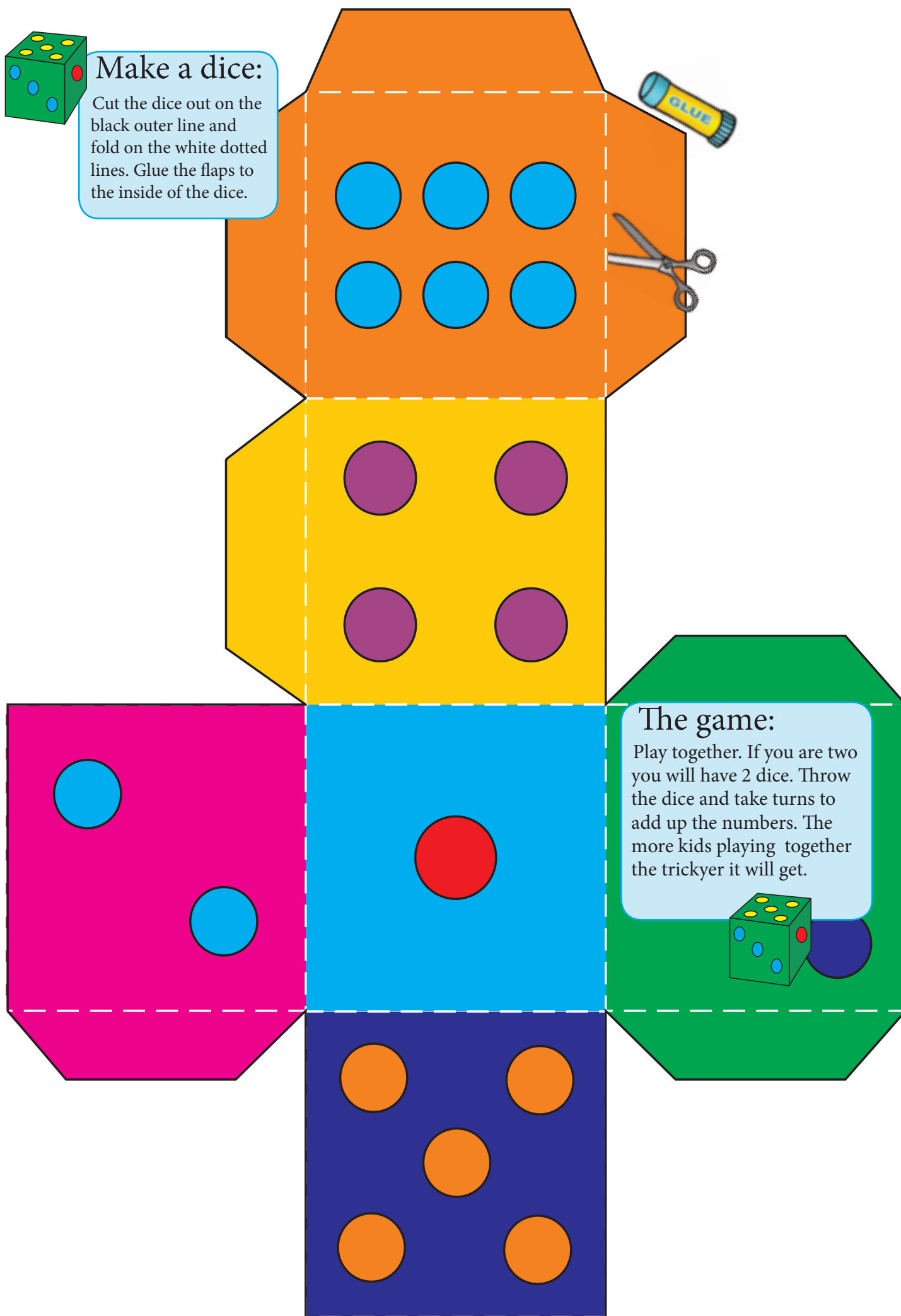







Make a dice:

Cut the dice out on the black outer line and fold on the white dotted lines. Glue the flaps to the inside of the dice.



The game:

Play together. If you are two you will have 2 dice. Throw the dice and take turns to add up the numbers. The more kids playing together the trickier it will get.



Use these cut outs numbers to complete the number board.



20	40
10	60
90	80
50	30
100	70