

Ukufunda ngoMgaqo-siseko weRiphabliki yoMzantsi Afrika (1996)

Umgaqo-siseko weli loMzantsi Afrika (1996) uqulethe eyona mithetho yongameleyo yeli lizwe. Le mithetho ingaphezulu komongameli welizwe, ngaphezulu kweenkundla zamatyala nangaphezulu kukarhulumente.

Le mithetho ichaza indlela abemi beli lizwe abafanele ukuphathana ngayo, nokuba ayintoni amalungelo noxanduva lwabo omnye komnye. Umgaqo-siseko welizwe ukho ukuze usikhusele ngalo mzuzu kwaye ukhusele nabantwana bethu kwixesha elizayo.

Masiyazi imvelaphi yethu.

Masingaphindi iimpazamo zexesha elidlulileyo.

Umgaqo-siseko wethu uyasinceda ukuze sakhe ingomso elingcono lomntu wonke.

Thina, bantu boMzantsi Afrika,

Siyaziqonda iimeko zolwaphulo-bulungisa zamaxesha ethu adlulileyo;

Sibanika imbeko abo beva ubunzima bebulalekela ubulungisa nenkululeko elizweni lethu;

Siyabahlonela abo bathi basebenzela ukwakha nokuphuhlisa ilizwe lethu; kwaye Sikholelwa ekubeni uMzantsi Afrika ngowethu sisonke thina sihlala kuwo, simanyene nangani siziintlobo ngeentlobo.

Thina ke ngoko, ngabameli bethu abanyulwe ngokukhululekileyo, siyawuvuma lo mGaqo-siseko ukuba ungowona mithetho wongameleyo weRiphabliki ukuze—

Ungcibe udibanise izantlukwano zangaphambili uze wakhe uluntu olusekwe kwizithethe ezixabisekileyo zedemokhrasi, ubulungisa kwezintlalo namalungelo abantu asisiseko;

Wenze isiseko soluntu oluphila ngendlela yedemokhrasi nolwenza izinto elubala apho urhulumente asekelwe kwintando yabantu nalapho wonke ummi ekhuselwe ngokulinganayo ngumthetho;

Uphucule ixabiso lokuphila kwabo bonke abemi, uze uvumele ukusebenza kwesakhono somntu ngamnye; kunjalo

Wakhe uMzantsi Afrika omanyeneyo nonedemokhrasi onakho ukuthabatha indawo yawo efanelekileyo njengelizwe elinobunganga kusapho lwezizwe ngezizwe.

Wabange amalungelo a kho njengommi weli loMzantsi Afrika kwaye nawe uluthathele kuwe uxanduva lokukhusela amalungelo abanye.

Wazi amalungelo akho noxanduva lwakho.

*Wanga uThixo angabakhusele abantu bakokwethu.
Nkosi Sikelel' iAfrika. Morena boloka setjhaba sa heso.
God seën Suid-Afrika. God bless South Africa.
Mudzimu fhatutshedza Afurika. Hosi katekisa Afrika.*



**MATHEMATICS IN XHOSA
GRADE 1 – BOOK 1
TERMS 1 & 2
ISBN 978-1-920458-84-3
THIS BOOK MAY NOT BE SOLD.
14th Edition**



IZIBALO NGESIXHOSA – Ibanga loku-1 Inowadi yoku-1

ISBN 978-1-920458-84-3

Ihlaziywe yaze yalungelelaniswa neCAPS



Igama:

Iklasi:



basic education
Department:
Basic Education
REPUBLIC OF SOUTH AFRICA

Inowadi yoku-1
Ikota 1 & 2

IZIBALO NGESIXHOSA



Iziququlatho

Inani	Isihloko	Iphepha
1	Uhlaziyo: Khuphela uze utshatise	2
2	Uhlaziyo: Ukuhlela imibala nokukhuphela iipatheni	4
3	Uhlaziyo: Imibala neepatheni	6
4	Uhlaziyo: Ukuhlela nokutshatisa iimilo	8
5	Uhlaziyo: Khangela uze ubale	10
6	Uhlaziyo: lindawo	12
7	Uhlaziyo: Ixesha	14
8	Uhlaziyo: Ilimilo, ubukhulu nemibala.	16
9	Inye	18
10	Zimbini	20
11	Zintathu	22
12a	Ubude nendawo	24
12b	Ubude	26
13	Thelekisa amanani 1-3	28
14	Zine	30
15	Dibanisa uze uthabathe ufikelele kwisi-4	32
16	Ixesha	34
17	Zintlanu	36
18	Zikhumbuze amanani asuka ku-1 uye kwisi-5	38
19	Dibanisa uye kwisi-5	40
20	Thabatha kwisi-5 uze udibanise ukuya kwisi-5	42
21	Dibanisa uze uthabathe ufikelele kwisi-5	44
22	Ukudibanisa nokuthabatha ukusukela ku-1 ukuya kwisi-5	46
23	Iibhola kunye neebhokisi	48
24a	Ekhohlo nasekunene	50
24b	Indlela	52
25	Ukwandisa nokucalula amanani	54
26	Ukudibanisa iziphindwa kabini	56
27	Enkulu	58
28	Hlela izinto	60
29	Masabelane ngokulinganayo	62
30	Ukwabelana ngokulinganayo	64
31	Ukwakha izinto	66
32	Ukuxela ixesha	68
33	Zintandathu	70
34	Zisixhenxe	72
35	Zisibhozo	74
36	Zilithoba	76
37	Ezeleyo nengenanto	78
38	Zilishumi	80
39	Faka iinombolo ukusukela ku-1 ukuya kwi-10	82
40	Umthamo nevoliyumu	84
41	Faka iinombolo ukusukela ku-1 ukuya kwi-10	86
42	Ingaphezulu, ziyalingana, ingaphantsi	88
43	Ukudibanisa iilekese	90
44	Ukuqokelela nokulungisa	92
45	Dibanisa uye kufika kwi-10: Bala	94
46	Ukudibanisa: ukwakha nokucazulula ukuya kwi-10	96
47	Ukuphinda kabini nokwahlula kubini	98
48a	Ilimilo	100
48b	Ezinye iimilo ezinemilinganiselo emi-2 (2D)	102
49	Amaqela ezibini ukuya kwi-10	104
50	Ukudibanisa okuphindiweyo kwezibini ukuya kwi-10	106
51	Iipatheni zezi-2 ukuya kuma-20	108
52	Amaqela ezithathu ukuya kwi-10	110
53	Ukudibanisa okuphindiweyo kwezithathu ukuya kwishumi	112
54	Amaqela ezine ukuya kwishumi	114
55	Ukudibanisa okuphindiweyo kwezine ukuya kwishumi	116
56	Amaqela ezihlanu ukuya kwishumi	118
57	Ukudibanisa okuphindiweyo kwezihlanu ukuya kwi-10	120
58	Iipatheni yezihlanu ukuya kuma-20	122
59	Iipatheni zamashumi	124
60a	Imali	126
60b	Imali	128
61	Imali netshintshi	130
62	Okunye ngemali netshintshi	132
63	Ilimilo, ukuma nendawo	134
64a	Iipatheni ezinemilo yejometri	136
64b	Ilimilo ezinemilinganiselo emi-2 (2D) nezinto ezinemilinganiselo emi-3 (3D)	138



UNksk. Angie Motshekga,
uMphathiswa wemfundo
esisiseko



Gqir. Reginah Mhaule,
uSekela Mphathiswa
wemfundo esiseko

Ezi ncwadi zilungiselelwe abantwana baseMzantsi Afrika phantsi kwephiko loMphathiswa weMfundo esiseko uNksk. Angie Motshekga kunye noSekela Mphathiswa weMfundo esiseko uGqir. Reginah Mhaule.

Ezi ncwadi zokusebenzel Rainbow Workbooks, lelinye lamalinge ongenelelo eSebe leMfundo esiseko ajo ise ekuphuculeni umgangatho wabafundi beloMzantsi Afrika abakumabanga amathandathu okuqala. Njengomnye wemiba ephambili yoMkhomba-ndlela kaRhulumente, eli phulo libe nempumelelo ngenxa yenkxaso-mali evela kuVimba weSizwe. Oku kuye kwenza ukuba iSebe likwazi ukuvelisa ezi ncwadi, zifumaneke ngazo zonke iilwimi ezisemthethweni ngexabiso eliphantsi.

Sinethemba lokuba ootitshala baya kuzifumana ezi ncwadi zokusebenzela ziluncedo kakhulu kwimfundo yemihla ngemihla, nasekuqinisekiseni ukuba abafundi bayifikelela yonke ikharithyulam. Ukuqinisekisa ukuba utitshala uyakhokelwa kuyo yonke imisetyenzana, sisebenzise izalathisi ezibonisa oko kufanele ukwenziwa ngumfundi.

Sinethemba lokwenene lokuba abantwana baya kukonwabela ukusebenza kwezi ncwadi ekukhuleni nasekufundeni kwabo, kwanokuba nawe titshala uya kwabelana nabo kolu yolo.

Sinqwenela ukuba nibe nempumelelo ekusebenziseni ezi ncwadi.



Ibanga
loku-



I m a t h e m a t i k a

NGESIXHOSA

ISIXHOSA

Incwadi
yoku-



Le ncwadi yeka -:

20 21 22 23 24 25 26 27 28 29 30 31 32 33 34 35 36 37 38 39



Uhlaziyo: Khuphela uze utshatise

Nceda intombazana ikhangele izinto zayo zokudlala.

QALA

GQIBA






Ukutshatisa



Khangela umfanekiso ofana nalo ukwibhokisi yokuqala.









Teacher:
Sign:
Date:





Faka iimilo ezibhokisini ngokwemibala yazo.
 Umgca ngamnye kufuneka ube nombala ofana nowemilo esekuqaleni.
 Sesikwenzele iimilo ezibomvu njengomzekelo.
 Chaza ukuba imilo nganye inombala onjani.






Iipatheni



Khuphela imigca echokoziweyo ukuze ugqibezele ipatheni ekulo mnenga.



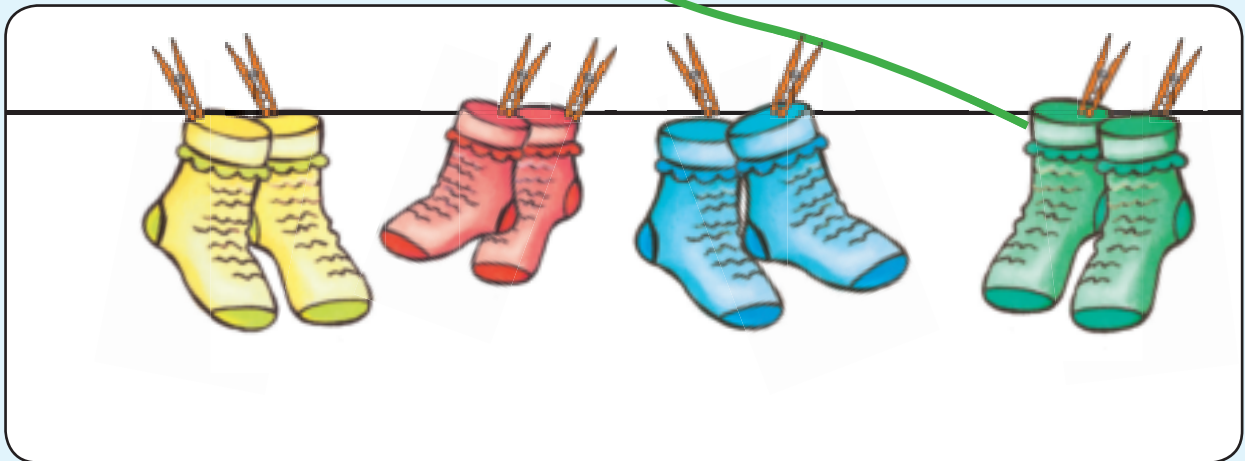

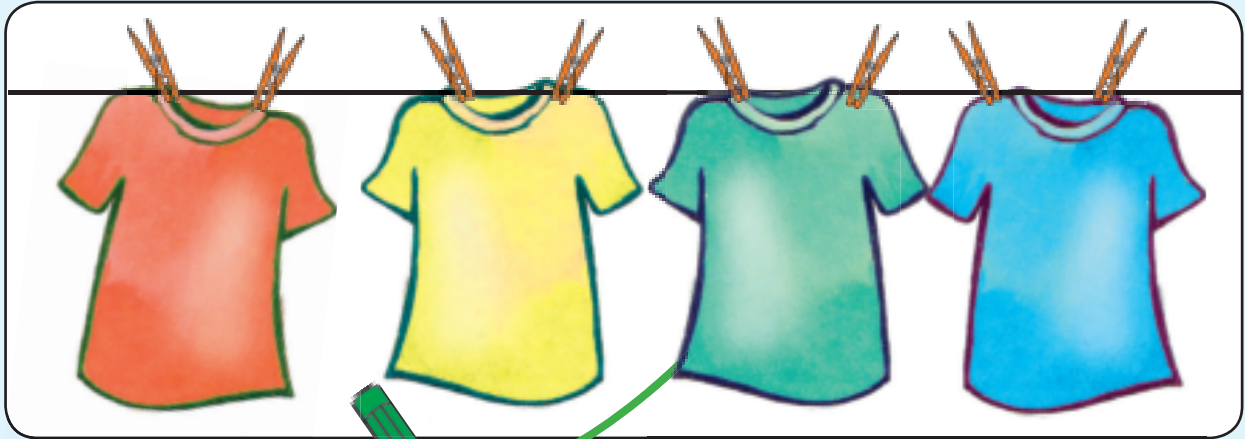
Teacher:
Sign:
Date:





Uhlaziyo: Imibala neepatheni

Krwela umgca ukuze utshatise iimpahla ezinombala ofanayo.





Qala ngokulandela imigca echokoziweyo ngomnwe wakho uze ukhuphele ngekhrayoni okanye ngepenisile emva koko. Khuphela iipatheni ezincinci uziqale ngasekhohlo. Ipatheni yokuqala iya kukukhokela.









Teacher:
Sign:
Date:




Uhlaziyo: Ukuhlela nokutshatisa iimilo



Khangela izangqa ezisikiweyo ezingasemva encwadini uze uzifake kwezi zikhewu.

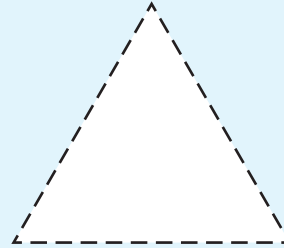
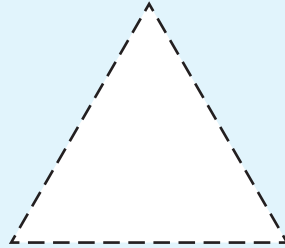
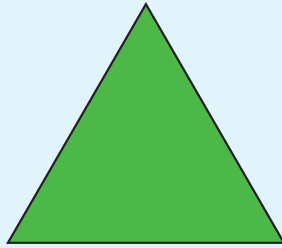


Khangela izikwere zakho ezisikiweyo uze uzifake kwezi zikhewu.






Khangela oonxantathu abasikiweyo uze ubafake kwezi zikhewu.



Khangela iingxande ezisikiweyo uze uzifake kwezi zikhewu.



Teacher:
Sign:
Date:






Uhlaziyo: Khangela uze ubale



Jonga le mifanekiso yezilwanyana.

Bala ke ngoku inani lodidi ngalunye olwahlukileyo lwesilwanyana uze uzobe inani elifanayo lamachokoza kwiibloko echanekileyo kwiphepha elilandelayo. Sikwenzele eyeekati.





Teacher:
Sign:
Date:



Uhlaziyo: Iindawo



Biyela isilwanyana esikulo mqolo ubonise ukuba sikwindawo efanayo naleyo yebloko eluhlaza kulo mqolo. Sikwenzele esokuqala ukuze ubone.

Activity 1: Fish. A row of five blue boxes, each containing a fish. The third box is circled in red. A red pencil is shown pointing to the circled fish. Above the row is a color bar with five boxes: four yellow and one green in the third position.

Biyela ngesangqa isilwanyana esikule ndawo kulo mqolo.

Activity 2: Monkey. A row of five yellow boxes, each containing a monkey. Above the row is a color bar with five boxes: one green in the second position and four yellow.

Biyela ngesangqa isilwanyana esikule ndawo kulo mqolo.

Activity 3: Elephant. A row of five green boxes, each containing an elephant. Above the row is a color bar with five boxes: one green in the fourth position and four yellow.

Biyela ngesangqa isilwanyana esikule ndawo kulo mqolo.

Activity 4: Bee. A row of five red boxes, each containing a bee. Above the row is a color bar with five boxes: one green in the fifth position and four yellow.





Qala ngokulandela imigca echokoziweyo ngomnwe wakho uze usebenzise ikhrayoni okanye ipenisile emva koko. Ipatheni yokuqala iya kusoloko ikukhokela.

Tracing practice for a vertical dashed line. It starts with a solid blue line, followed by four dashed lines for tracing.

Tracing practice for a heart shape. It starts with a solid black heart, followed by a dashed heart, and then three dashed lines for tracing.

Tracing practice for a heart shape. It starts with a solid black heart, followed by four dashed lines for tracing.

Tracing practice for a heart shape with a circle above it. It starts with a solid black shape, followed by four dashed lines for tracing.



Teacher:
Sign:
Date:





Uhlaziyo: Ixesha

Jonga imifanekiso uze uxele ukuba yeyiphi ethatha ixesha elide (✓) iyeyiphi ethatha ixesha elifutshane. (✗) Phawula (✓) ethatha ixesha elide. Faka u (✗) kwethatha ixesha elifutshane.



Uya ngeenyawo
esikolweni.



Uya gesithuthi
esikolweni.



Wenza
iqebengwana.



Ubhaka ikeyiki.



Uyasebenza
esikolweni.



Udlala ibhola
ekhatywayo.






Upeyinta indlu.



Upeyinta
umfanekiso.



Qala ngokulandela imigca echokoziweyo ngomnwe wakho uze usebenzise ikhrayoni okanye ipenisile emva koko. Ipatheni yokuqala iya kusoloko ikukhokela.

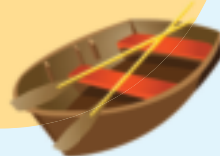


Teacher:
Sign:
Date:



Uhlaziyo: Iimilo, ubukhulu nemibala.



Biyela eyona nto inkulu kumfanekiso ngamnye.





Masibale

Yenza isangqa kwezo nto zinombala ofana nowepejinti ekwibhokisi esekuqaleni.



Teacher:
Sign:
Date:



9

Ikota yoku-1



Inye

Bala izinto ezisemfanekisweni. Khuphela igama lenani.

Inyosi enye
Intombazana enye
Uronta omnye
Ibhola enye



Khuphela inani.



Tshatisa imifanekiso.

Tracing practice area with a red crayon icon and three vertical dashed lines for tracing.

Matching exercise with four boxes containing: a red circle, a beach ball, a bee reading a book, and a vertical dashed line.

Matching exercise with four boxes containing: a vertical dashed line, a bee reading a book, a red circle, and a beach ball.

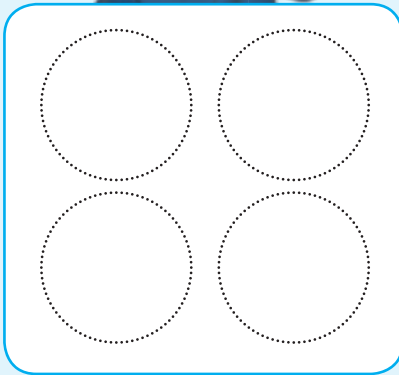
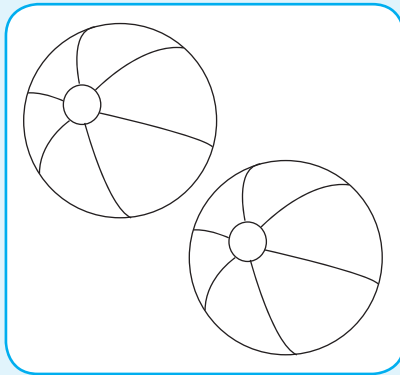
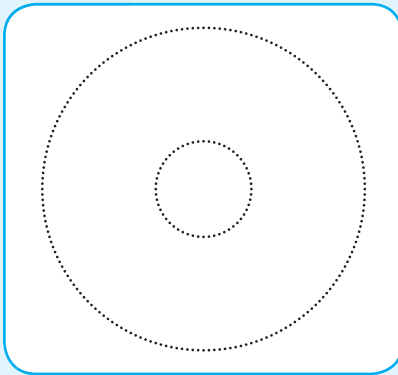


1 2 3 4 5 6 7 8 9 10

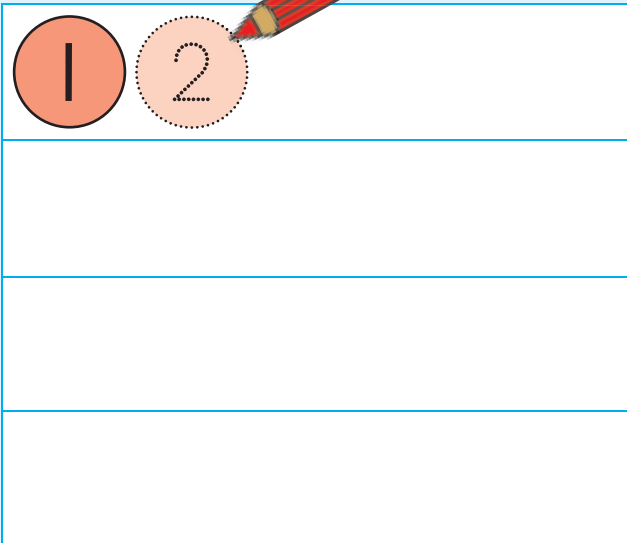
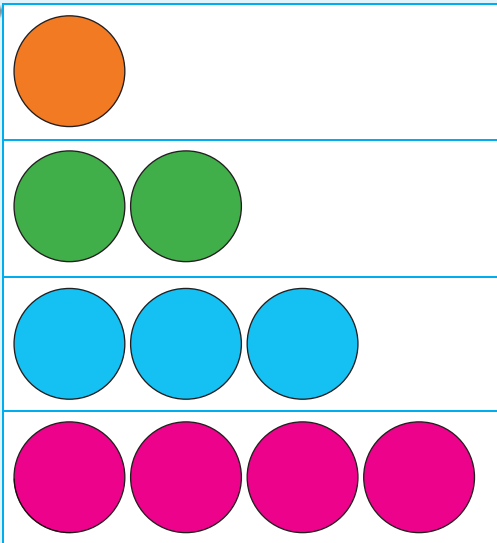





Fakela umbala kwe-1 kwibhokisi nganye.



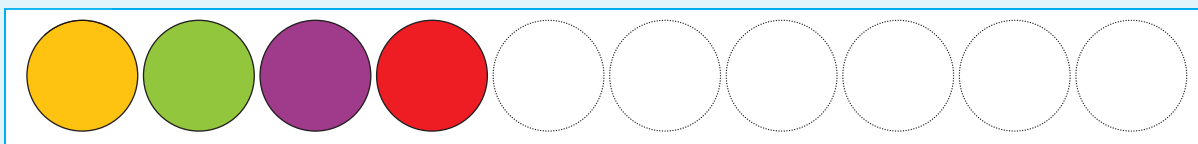
Kopa uze uzobe ibe-1 ngaphezulu.



Ziqhelise ukubhala eli nani.



Fakela umbala kwizangqa njengokuba ubala.




Teacher:
Sign:
Date:



Zimbini



Bala izinto ezisemfanekisweni. Bhala phezu kwegama lenani.



Imithi emibini

Amakhwenkwe amabini

Iikhayithi ezimbini

Izinja ezimbini



Khuphela inani.



Tshatisa imifanekiso.

Tracing practice for the number 2. It features a red pencil pointing to a solid red number 2, followed by three columns of six dotted number 2s each for tracing.


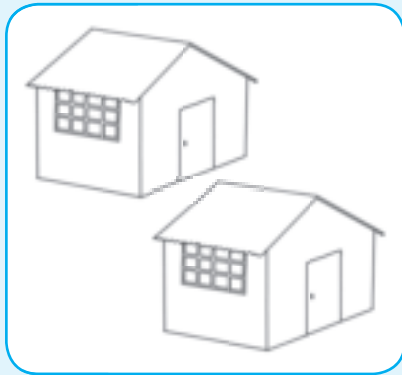
Matching exercise for the number 2. It consists of five boxes. The first box contains two green squares. The second box contains two cardboard boxes. The third box contains two wrapped gifts. The fourth box contains two cardboard boxes. The fifth box contains a dotted number 2.

Matching exercise for the number 2. It consists of five boxes. The first box contains a dotted number 2. The second box contains two wrapped gifts. The third box contains two cardboard boxes. The fourth box contains two wrapped gifts. The fifth box contains two green squares.







Fakela umbala kwezi-2 kwibhokisi nganye.



Kopa uze uzobe zibe-2 ngaphezulu.




Ziqhelise ukubhala eli nani.



zimbini




Fakela umbala kwizikwere njengokuba ubala.



Teacher:
Sign:
Date:







Zintathu



Bala izinto ezisemfanekisweni. Khuphela igama lenani.



Amadada amathathu

Iinkumba ezintathu

Iintyatyambo ezintathu

Iminyiki emithathu



Khuphela inani.



Tshatisa imifanekiso.

Tracing practice for the number 3. It features a red number 3 with a pencil icon above it, followed by three columns of seven dotted number 3s for tracing.

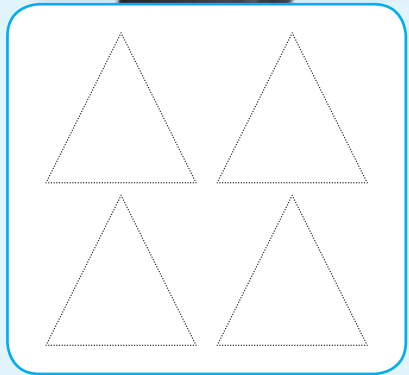

Identification activity for the number 3. It consists of a vertical stack of five boxes. The top box contains three triangles (orange, yellow, pink). The second box contains three wrapped candies. The third box contains three ice cream cones. The bottom box contains a dotted number 3 for tracing.

Identification activity for the number 3. It consists of a vertical stack of five boxes. The top box contains a dotted number 3 for tracing. The second box contains three ice cream cones. The third box contains three triangles (orange, yellow, pink). The bottom box contains three wrapped candies.

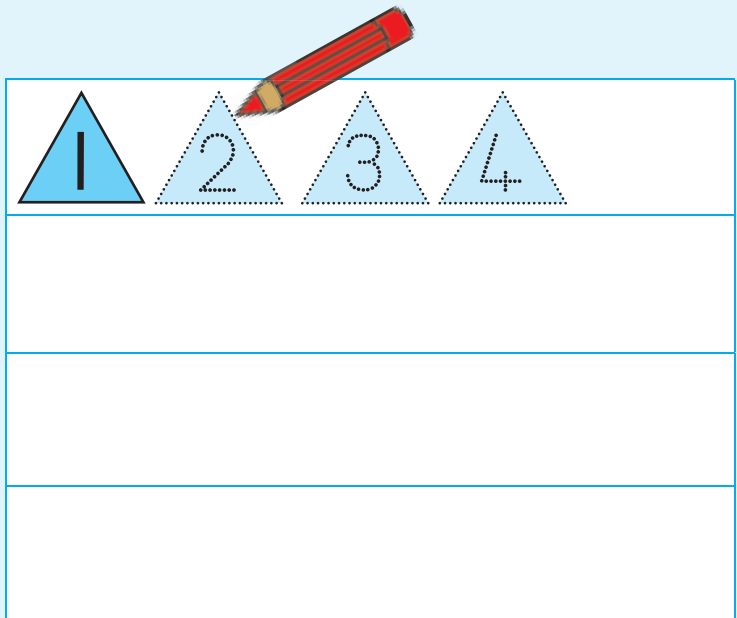
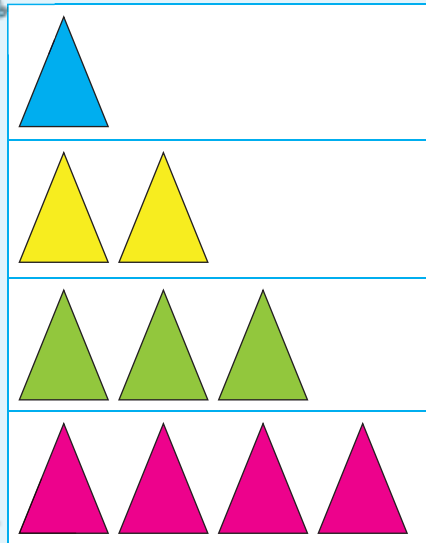




Fakela umbala kwezi-3 kwibhokisi nganye.




Kopa uze uzobe zibe-3 ngaphezulu.



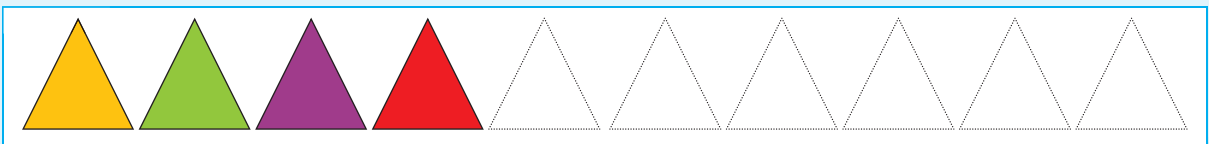
Ziqhelise ukubhala eli nani.




zintathu



Fakela umbala koonxantathu njengokuba ubala.





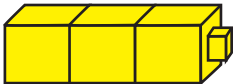
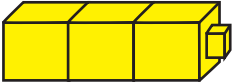


Teacher:
Sign:
Date:



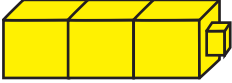





Ubude nendawo



Phawula nge (✓) eyona treyini imfutshane.

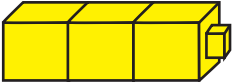


 <input type="checkbox"/>	 <input type="checkbox"/>	 <input type="checkbox"/>
 <input type="checkbox"/>	 <input type="checkbox"/>	 <input type="checkbox"/>

Phawula nge (✓) eyona treyini inde.

 <input type="checkbox"/>	 <input type="checkbox"/>	 <input type="checkbox"/>
 <input type="checkbox"/>	 <input type="checkbox"/>	 <input type="checkbox"/>

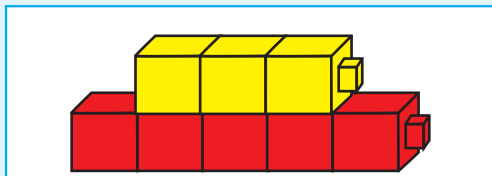


Zoba itreyini endana.

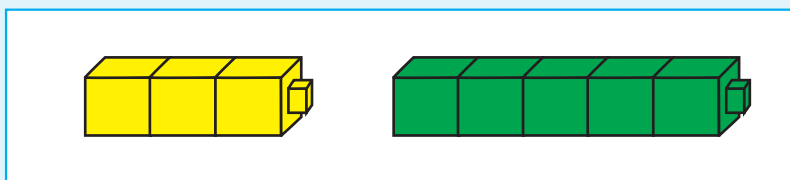
	
	



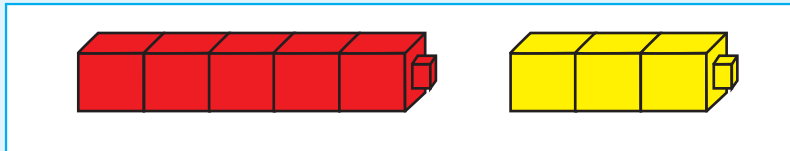
Faka umbala kwigama elichanekileyo. Itreyini emfutshane:



ingaphambili ingaphezulu ingasemva



ingaphambili ingaphezulu ingasemva

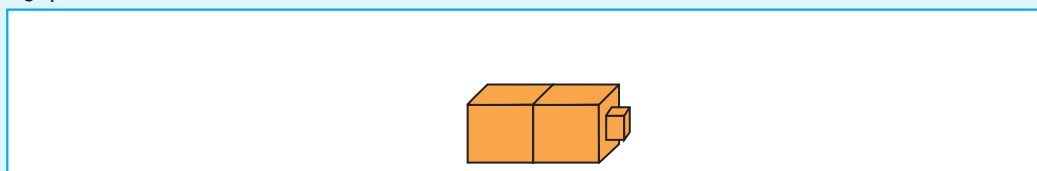


ingaphambili ingaphezulu ingasemva




Zoba itreyini ende.

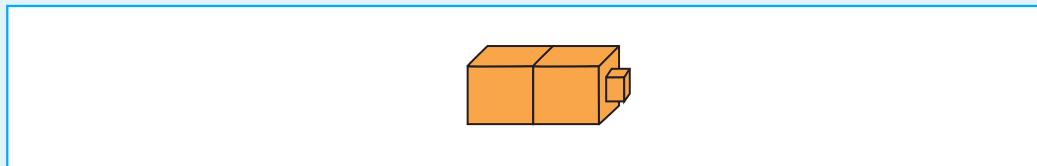
ngaphezulu



ecaleni



ngaphambili



Teacher:
Sign:
Date:





I2b

Ikota yoku - I

Ubude



Biyela ngesangqa ende.



imfutshane

inde





Phawula impendulo echanekileyo.

Phawula eyona inde.

<p>4 3 2 1</p> <p>□</p>	<p>2</p> <p>□</p>	<p>3 2 1</p> <p>□</p>	<p>4 3 2 1</p> <p>□</p>	<p>2</p> <p>□</p>	<p>3 2 1</p> <p>□</p>
-------------------------------------	-------------------	-------------------------------	-------------------------------------	-------------------	-------------------------------

Phawula eyona penisile imfutshane.


<p>□</p>	<p>□</p>	<p>□</p>	<p>□</p>	<p>□</p>	<p>□</p>
----------	----------	----------	----------	----------	----------

Phawula ikhrayoni etyebileyo.

<p>□</p>	<p>□</p>	<p>□</p>	<p>□</p>	<p>□</p>	<p>□</p>
----------	----------	----------	----------	----------	----------



Zoba: Esinye isakhiwo sifutshane kwaye esinye sifutshane kuneso singasezantsi.



Zoba umlambo obanzi nomnye onciphileyo kunalowo usemfanekisweni.















Teacher:
Sign:
Date:

















Thelekisa amanani 1-3

Phawula ibloko okanye iibloko ezinenani elilinganayo lezinto.

 <input type="checkbox"/>	 <input type="checkbox"/>	 <input type="checkbox"/>	 <input type="checkbox"/>
 <input type="checkbox"/>	 <input type="checkbox"/>	 <input type="checkbox"/>	 <input type="checkbox"/>
 <input type="checkbox"/>	 <input type="checkbox"/>	 <input type="checkbox"/>	 <input type="checkbox"/>



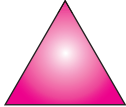

Phawula ibloko okanye iibloko ezinezinto ezininzi kunebloko enombala.

 <input type="checkbox"/>	 <input type="checkbox"/>	 <input type="checkbox"/>	 <input type="checkbox"/>
 <input type="checkbox"/>	 <input type="checkbox"/>	 <input type="checkbox"/>	 <input type="checkbox"/>
 <input type="checkbox"/>	 <input type="checkbox"/>	 <input type="checkbox"/>	 <input type="checkbox"/>








Kopa uze uzobe imilo enye ngaphezulu kwicala lasekunene.


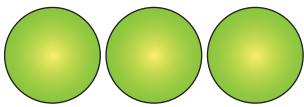



Zoba imilo enye ngaphantsi kwicala lasekunene.



Zoba imilo enye ngaphantsi kwicala lasekunene.




Khuphela elona nani lincinci kula mabini.

		
-------------------------------------------------------------------------------------	-------------------------------------------------------------------------------------	-------------------------------------------------------------------------------------



Teacher:
Sign:
Date:





Zine



Bala izinto ezisemfanekisweni. Khuphela igama lenani.

Iikati ezine

Iimbovane ezine

Amagqabi amane

Iincukuthu ezine



Khuphela inani.




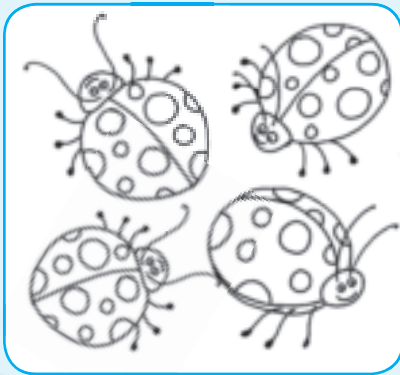
Tshatisa imifanekiso.

4	4	4
4	4	4
4	4	4
4	4	4
4	4	4
4	4	4










Fakela umbala kwezi-4 kwibhokisi nganye.



Kopa uze uzobe iimilo ezi-4 ngaphezulu uze uzifake umbala.

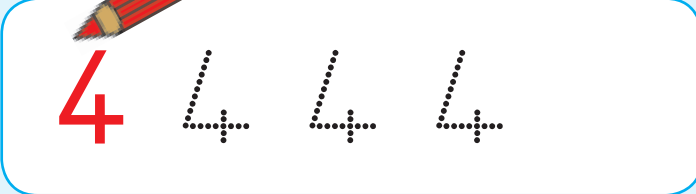
	
	
	
	



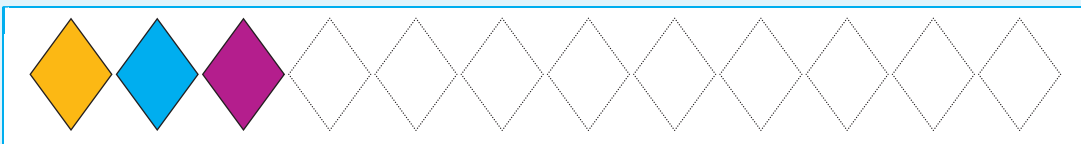
Ziqhelise ukubhala eli nani.



zine



Fakela umbala koonxantathu njengokuba ubala.










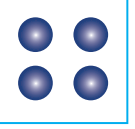



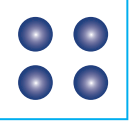
Teacher:
Sign:
Date:



Dibanisa uze uthabathe ufikelele kwisi-4




Gqibezela oku ngokwenza imizobo:


	kunye		zenza	<input type="text"/>		kunye	<input type="text"/>	zenza	
	kunye		zenza	<input type="text"/>		kunye	<input type="text"/>	zenza	
	kunye		zenza	<input type="text"/>		kunye	<input type="text"/>	zenza	




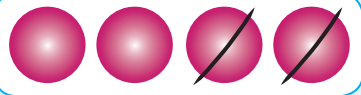
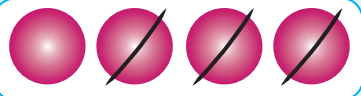
Zingaphi izinto zokubala ezishiyekileyo? Zizobe.



Zoba ezinye izinto zokubala ukuze zibe-4.




Bhala isivakalisi samanani soku:

	4	thabatha	<input type="text"/>	zenza	3
	<input type="text"/>	thabatha	<input type="text"/>	zenza	<input type="text"/>
	<input type="text"/>	thabatha	<input type="text"/>	zenza	<input type="text"/>






Dibanisa oku uze ufakele impendulo.



1 ne-2 zenza

3




2 ne-2 zenza



3 ne-1 zenza




1 ne-3 zenza



2 ne-2 zenza




Teacher:
Sign:
Date:






Ixesha

Bhala amanani kwezi bloko uqale ku-1 uye ku-4 kwiibhloko ubonise indlela akhula ngayo umntu.














Phawula ubonise ukuba yeyiphi onokuyenza ngokukhawuleza.









1

2

3

4

1

2

3

4



Zoba into:

a. oyenze izolo

A large, empty rectangular box with rounded corners and a blue border, intended for drawing. On the right side of the box, there is a small illustration of a bundle of colorful pencils.

b. oyenze namhlanje

A large, empty rectangular box with rounded corners and a blue border, intended for drawing. On the right side of the box, there is a small illustration of a bundle of colorful pencils.

c. oza kuyenza ngomso

A large, empty rectangular box with rounded corners and a blue border, intended for drawing. On the right side of the box, there is a small illustration of a bundle of colorful pencils.


Teacher:
Sign:
Date:



Zintlanu



Bala izinto ezisemfanekisweni. Khuphela igama lenani.



- Oobherana abahlanu
- Iilekese ezintlanu
- Iinkwenkwezi ezintlanu
- Imigca emihlanu



Khuphela inani.




Tshatisa imifanekiso.

Tracing practice for the number 5. It features a red number 5 with a pencil icon, followed by three columns of five dotted number 5s for tracing.


Counting practice for the number 5. It consists of four boxes, each containing five items: purple ovals, brown ovals, colorful Easter eggs, and a dotted number 5.

Counting practice for the number 5. It consists of four boxes, each containing five items: colorful Easter eggs, a dotted number 5, brown ovals, and purple ovals.

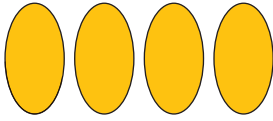

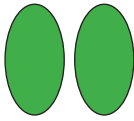
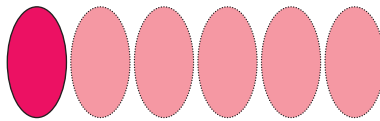




Fakela umbala kwezi-5 kwibhokisi nganye.



Kopa uze uzobe zibe-5 ngaphezulu.



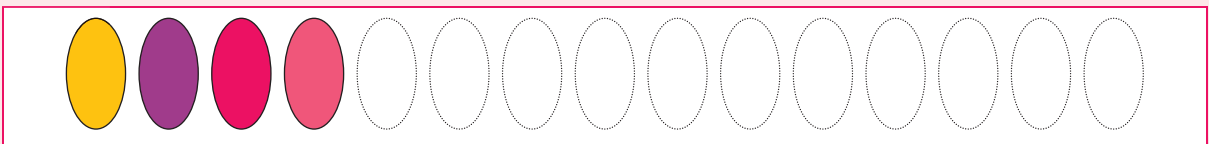
Ziqhelise ukubhala eli nani.



zintlanu



Fakela umbala kula maqanda njengokuba ubala.



Teacher:
Sign:
Date:






Zikhumbuze amanani asuka ku-1 uye kwisi-5

Ziqhelanise nokubhala la manani.



Yenza isangqa kwinani elichanekileyo.

	1	2	3	4	5	6	7
	1	2	3	4	5	6	7
	1	2	3	4	5	6	7
	1	2	3	4	5	6	7
	1	2	3	4	5	6	7





Bhala la manani ngamagama.

	1	inye
	2	mabini
	3	mathathu
	4	zine
	5	zintlano



Teacher:
Sign:

Date:

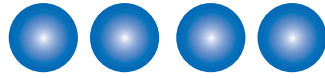


Dibanisa uye kwisi-5



Yongeza amaso ngokuzoba libe linye ngaphezulu.

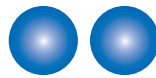
Zoba elinye ngaphezulu.



Zoba elinye ngaphezulu.



Zoba abe mathathu ngaphezulu.



Bala uze udibanise ezi zinto uze ubhale impendulo.



kunye

Ezi-2 nezi-2 zenza 4



kunye



Ezi-2 no-1 zenza



kunye

Ezi-3 nezi-2 zenza



kunye



Ezi-2 nezi-3 zenza





Zoba abanye oonxantathu. Uqaphela ntoni?

	yongeza 1	
	yongeza aba - 2	
	yongeza aba - 3	
	yongeza aba - 4	



Zoba impendulo uze ubhale isiphumo:

	nezi-		zenza	
3	nezi-	2	zenza	5
	nezi-		zenza	
	nezi-		zenza	
	nezi-		zenza	
	nezi-		zenza	



Teacher:
Sign:
Date:





Thabatha kwisi - 5 uze udibanise ukuya kwisi - 5

Zoba zibe nganeno.

	ibe ngaphantsi ngo-1	
	ibe ngaphantsi ngezi-2	
	ibe ngaphantsi ngezi-3	
	ibe ngaphantsi ngezi-4	



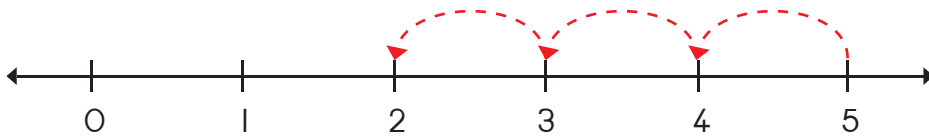
Bhala isibalo soku:

	5	thabatha	1	zenza	4
		thabatha		zenza	
		thabatha		zenza	




Ukuthabatha 1 ngokubala ubuya umva.

Thatha ezi-3 kwezi-5



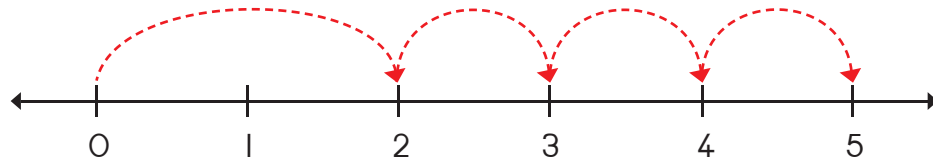
Thatha ezi-3 kwezi-5





Dibanisa ngokubala uye phambili.

Dibanisa ezi-3 kwezi-2

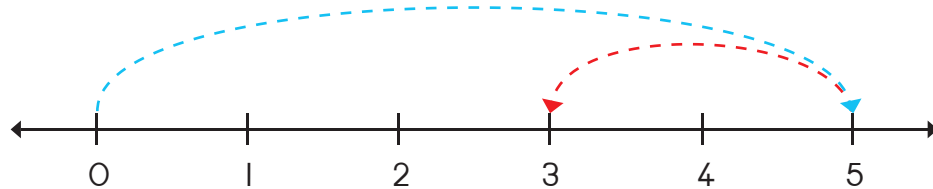


Dibanisa ezi-4 kwe-1




Bonisa isibalo kumgca-manani

Kwezi-5 thatha zibe-2



Kwezi-5 thatha zibe-4




Teacher:
Sign:
Date:




Dibanisa uze uthabathe ufikelele kwisi-5




Gqibezela oku kulandelayo:




kunye




zindinika




kunye




zindinika



kunye



zindinika




Gqibezela oku kulandelayo:



kunye



zindinika




kunye




zindinika



kunye




zindinika

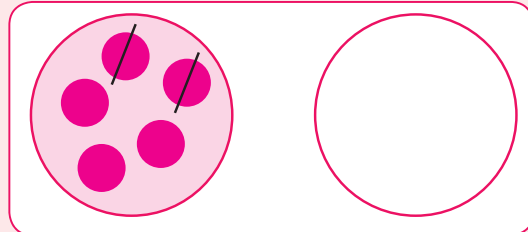
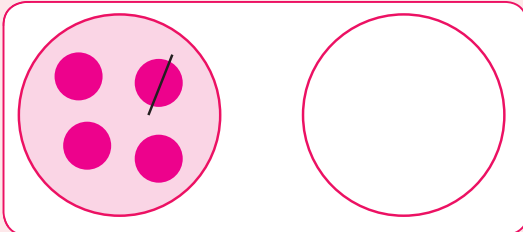




Zoba amanye ama-apile ukuze wenze ama-5.



Mangaphi amaso ashiyekileyo? Wazobe.



Izibalo zamagama.

Utitshala/umzali wakho uza kukufundela oku kwaye kufuneka wenze umfanekiso ukuze usombulule esi sibalo.

ULisa unamapere amabini. UMusa umnike elinye ipere. Unamapere amangaphi ngoku?

ULisa unamapere amane. UMusa unike uLisa amapere amabini. Unamapere amangaphi ngoku?



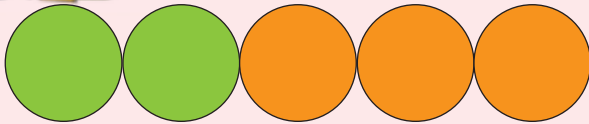
Teacher:
Sign:
Date:



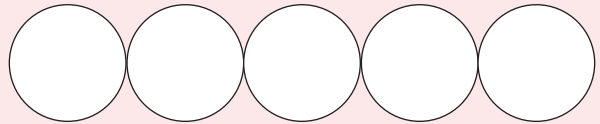
Ukudibanisa nokuthabatha ukusukela ku-1 ukuya kwisi-5



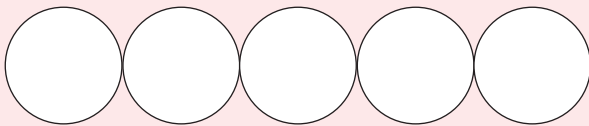
Fakela umbala kula maso ubonise:



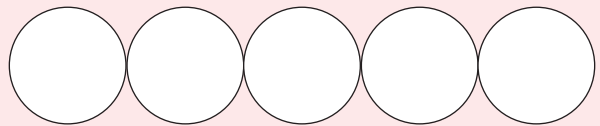
Ezi-2 nezi-3 zenza 5



u-1 nezi-4 zenza 5



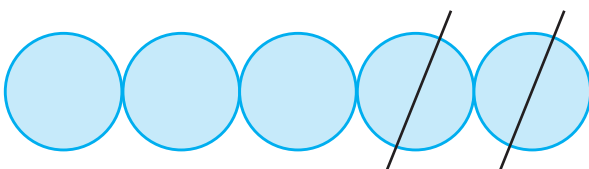
Ezi-3 nezi-2 zenza 5



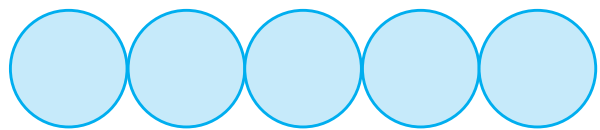
Ezi-4 no-1 zenza 5



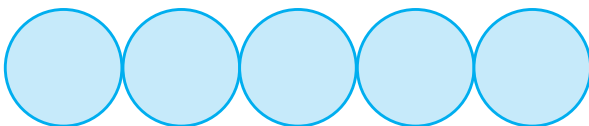
Hlaba amaso ubonise:



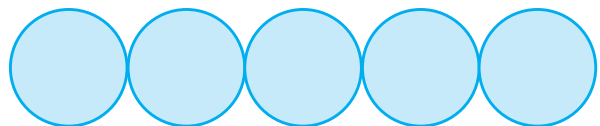
Kwezi-5 thatha zibe-2 zenza 3



Kwezi-5 thatha ibe-1 zenza 4



Kwezi-5 thatha zibe-3 zenza 2



Kwezi-5 thatha zibe-4 zenza 1





Fakela umbala kula maso. Nceda isele libonise oku kumgca-manani.

Ezi-2 nezi-3 zenza

Ezi-3 nezi-2 zenza

u-1 nezi-4 zenza

Ezi-4 ne-1 zenza



Hlaba amaso owathabathileyo uze ukubonise oku kumgca-manani.

Kwezi-5 thatha ezi-3


Kwezi-5 thatha ezi-2

Kwezi-5 thatha ibe-1

Kwezi-5 thatha ezi-4





Teacher: _____
Sign: _____
Date: _____



Iibhola kunye neebhokisi



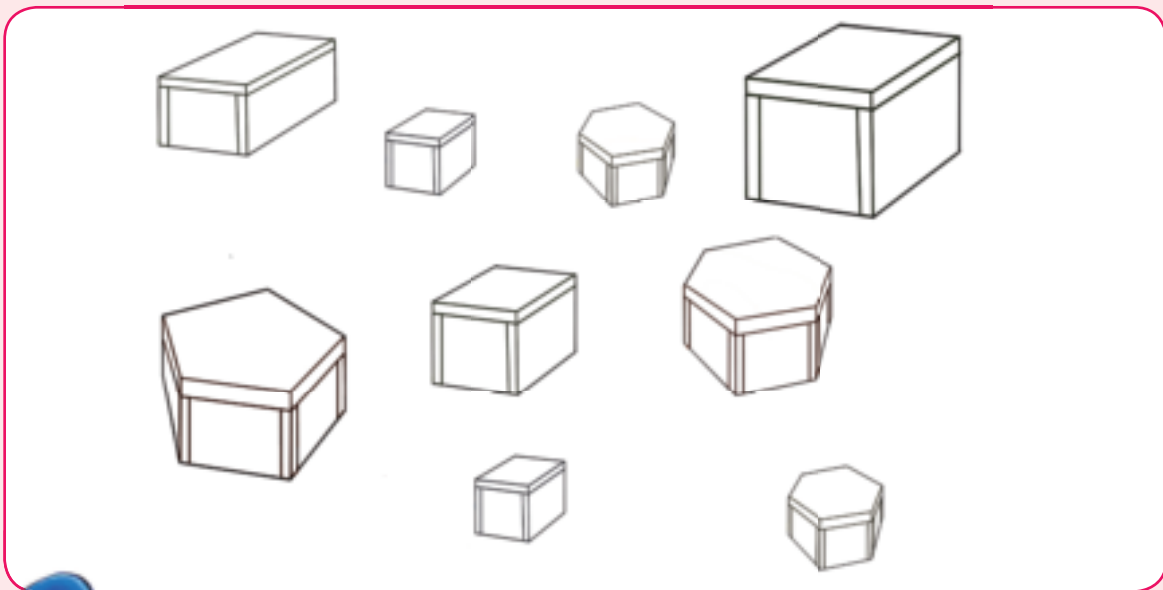
Zeziphi kwezi zinto ezikhangeleka okweebhokisi?
 Zeziphi kwezi ezikhangeleka okweebhola?
 Zeziphi ezikwaziyo ukuqengqeleka izeziphi ezinokutyibilika?





Faka umbala:

- obomvu kwiibhokisi nakwiibhola ezincinci
- ozuba kwiibhokisi nakwiibhola ezinkulu



Bhala phezu kwamagama.

ibhokisi

ibhola



Teacher:
Sign:
Date:



24a

Ikota yoku-1



Ekhohlo nasekunene

ekhohlo

ekunene

	khohlo	kunene
Umthi ungase	<input type="checkbox"/>	<input type="checkbox"/>
Imoto ingase	<input type="checkbox"/>	<input type="checkbox"/>
Indlu ingase	<input type="checkbox"/>	<input type="checkbox"/>
Intaka ingase	<input type="checkbox"/>	<input type="checkbox"/>
Inesi ingase	<input type="checkbox"/>	<input type="checkbox"/>

	khohlo	kunene
Inja ingase	<input type="checkbox"/>	<input type="checkbox"/>
Igusha ingase	<input type="checkbox"/>	<input type="checkbox"/>
Uronta ungase	<input type="checkbox"/>	<input type="checkbox"/>
Isikolo singase	<input type="checkbox"/>	<input type="checkbox"/>
Intyatyambo ingase	<input type="checkbox"/>	<input type="checkbox"/>



50

1 2 3 4 5 6 7 8 9 10





Biyela isandla sakhe sasekunene.
 Biyela unyawo lwakhe lwasekunene.
 Yima njengenkwenkwe uze ubonise isandla sakho sokunene.

Biyela isandla sakhe sasekunene.
 Biyela unyawo lwakhe lwasekhohlo.
 Yima njengentombazana uze ubonise isandla sakho sasekhohlo.

ekunene

ekhohlo



ekunene

ekhohlo



Ziqhelise ukubhala la manani.

Three orange dots above a dotted number 3.

Five blue dots in a horizontal row.

Two red dots in a horizontal row.

Four green dots in a horizontal row.



Teacher:
 Sign:
 Date:





Indlela

Nceda umvundla ufumane iminqathe. Kufuneka ujike ngasekhohlo okanye ngasekunene?

The maze contains the following items:

- Top left: Carrots
- Top middle: Cabbage
- Top right: Carrots
- Middle left: Radish
- Middle center: Rabbit
- Middle right: Cabbage
- Bottom left: Carrots
- Bottom center: Rabbit
- Bottom right: Apple
- Bottom right: Carrots

Five 2x2 grids are placed at various points in the maze:

- Grid 1 (top left): ekhohlo (checked), ekunene
- Grid 2 (middle right): ekhohlo, ekunene
- Grid 3 (bottom left): ekhohlo, ekunene
- Grid 4 (bottom center): ekhohlo, ekunene
- Grid 5 (bottom right): ekhohlo, ekunene



Faka umbala kwigama elichanekileyo elihambelana notolo.

	ngentla	ngasekhohlo	ngasezantsi	ngasekunene
	ngentla	ngasekhohlo	ngasezantsi	ngasekunene
	ngentla	ngasekhohlo	ngasezantsi	ngasekunene
	ngentla	ngasekhohlo	ngasezantsi	ngasekunene



Biyela utolo oluchanekileyo oluhambelana nolusekuqaleni kumqolo ngamnye.






Teacher:
Sign:
Date:





Ukwandisa nokucalula amanani

Fakela amanani achanekileyo kwibloko nganye.


Ezi- no- zenza U nezi zenza Ezi- no- zenza U nezi zenza Ezi- nesi zenza Ezi- no- zenza Ezi- nezi zenza Ezi- nezi zenza




Zama ezi.




nezi- nezi- zenza




ne- nezi- zenza




nezi- ne- zenza



ne- ne- zenza



ne- ne- zenza



nezi- ne- zenza



Teacher: _____
 Sign: _____
 Date: _____


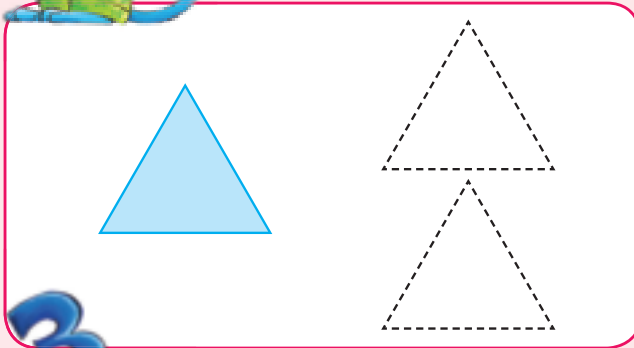


Ukudibanisa iziphindwa kabini

Phinda kabini amachokoza asemaphikweni.




Phinda kabini iimilo.



Zoba uze ufakele amanani.

Phinda kabini  zenza  

Phinda kabini zenza

Phinda kabini  zenza

Phinda kabini zenza








Zoba uze ufakele amanani

Phinda kabini  zenza  

Phinda kabini zenza

dibanisa zenza

Phinda kabini   zenza 

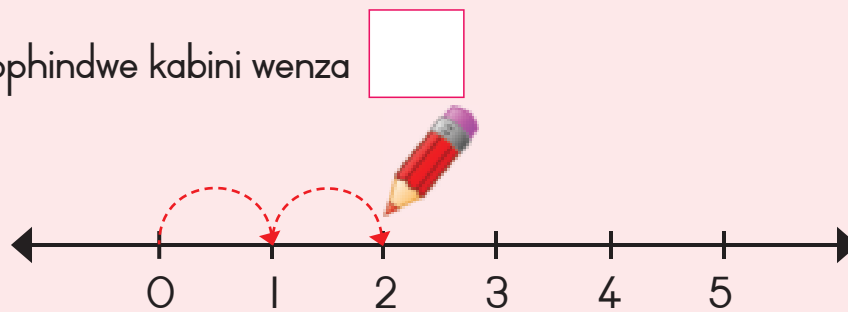
Phinda kabini zenza

dibanisa zenza

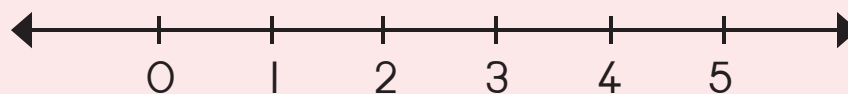


Bonisa oku kungca-manani.


u-1 ophindwe kabini wenza



Ezi-2 eziphindwe kabini zenza





Teacher: _____
Sign: _____
Date: _____





Enkulu

- Biyela ngesangqa esibomvu isilwanyana esikhulu uze ubiyele esincinci ngesangqa esizuba
- Zoba isikwere sijikeleze esona silwanyana sincinane kwibhokisi nganye.



inkulu	incinci
--------	---------


eyona inkulu

eyona incinci





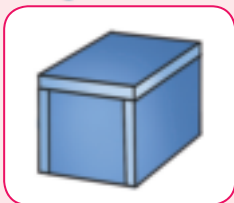
Zoba ibhola enkulu.

Zoba ibhola encinci.

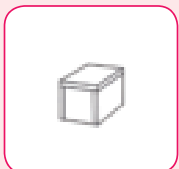
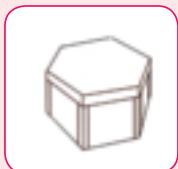
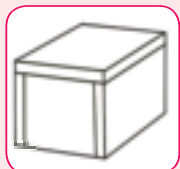


Zoba ibhokisi encinci.

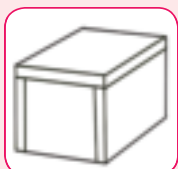
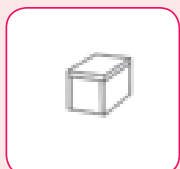
Zoba ibhokisi enkulu.



Faka umbala kweyona bhokisi incinci nakweyona bhola incinci.



Faka umbala kweyona bhola inkulu nakweyona bhokisi inkulu.



Teacher:
Sign:
Date:




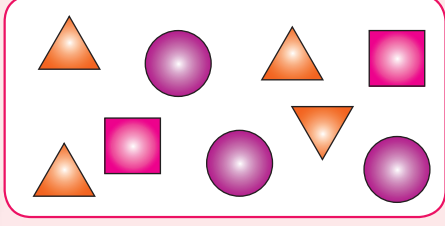
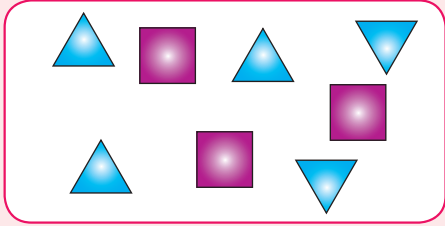
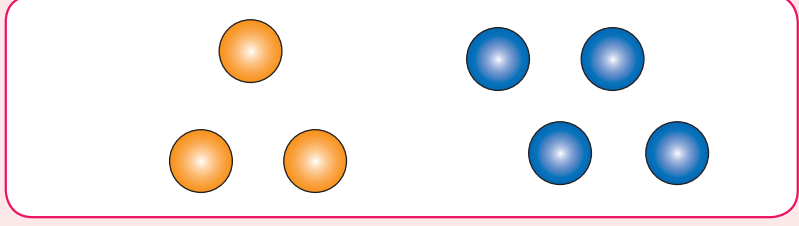
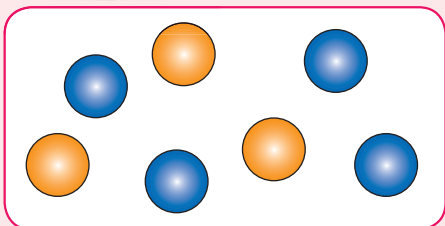


Hlela izinto

Tshatisa izinto ezihleliweyo nomfanekiso.


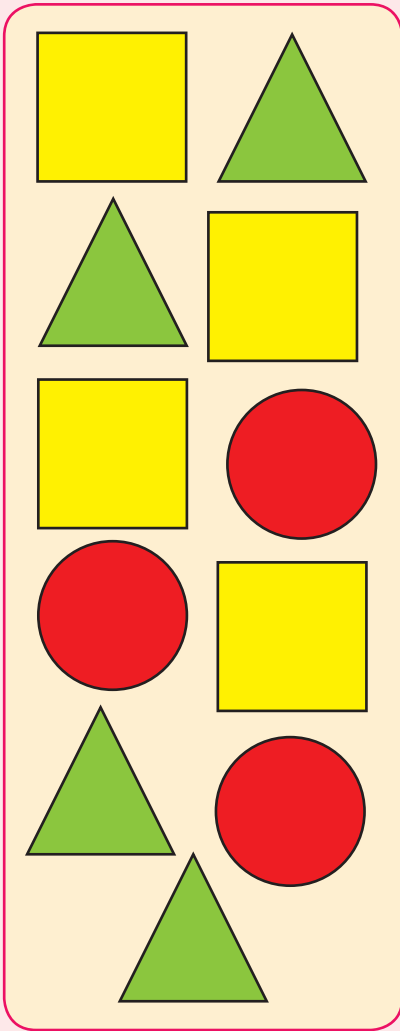


Hlela ngokuzoba into nganye.





Phinda uzobe iimilo ezikwigrafu yomfanekiso uze ubhale inani lomfanekiso ngamnye ngezantsi.



Three empty rounded rectangular boxes for writing the count of shapes in each column.





Teacher: _____
Sign: _____
Date: _____





Masabelane ngokulinganayo

Bala iiofenji, iibhanana kunye nama-apile wandule ukubhala amanani kwiibloko.



4

Iiofenji

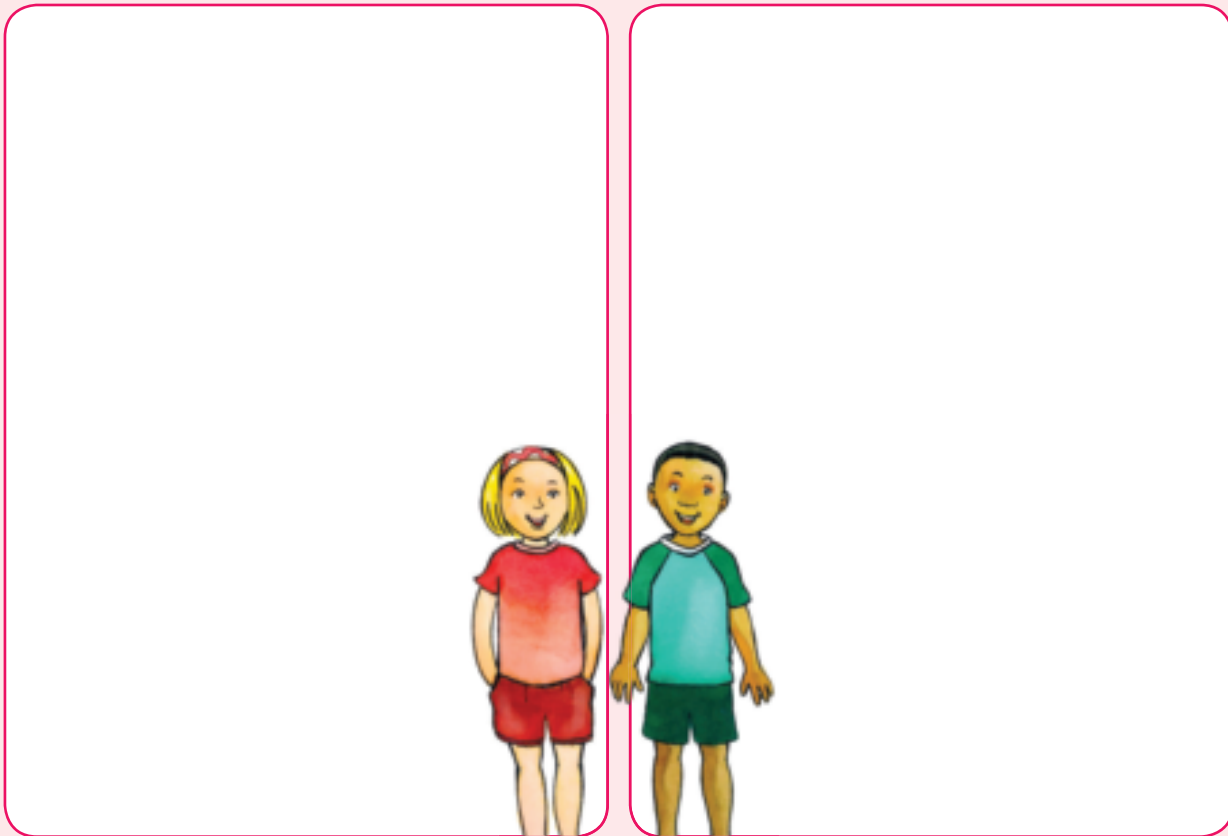


Iibhanana



Ama-apile

Yahlulela abantwana ababini ngokulinganayo iiofenji, iibhanana kunye nama-apile uze uzizobe.






Yahlula iqela elikwibhokisi yokuqala kabini. Zoba la maqela mabini kwiibhokisi ezahlukeneyo.



$$4 = 2 + 2$$



$$\square = \square + \square$$



$$\square = \square + \square$$



Teacher:
Sign:
Date:





Ukwabelana ngokulinganayo


Biyela ngesangqa iziqhamo kunye nezilwanyana ukuze zabiwe ngokulinganayo.



Ifumene iibhanana ezingaphi inkawu nganye?



Ufumene iminqathe emingaphi umvundla ngamnye?



Ifumene ama-apile amangaphi inkawu nganye?

Kukho ama-apile aye ashiyeka emva kokuwahlula ngokulinganayo?



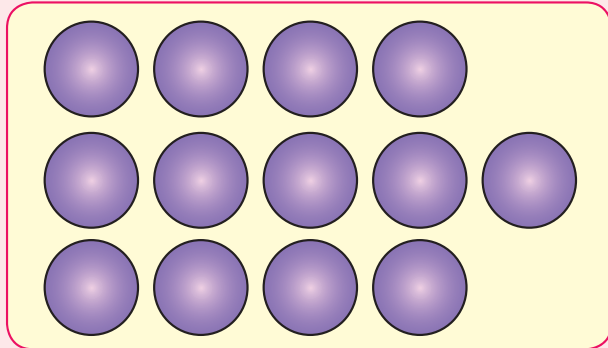

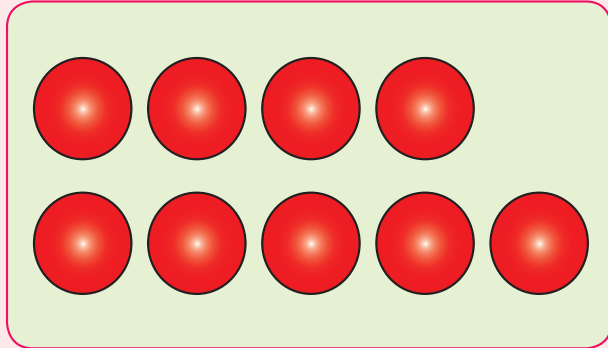
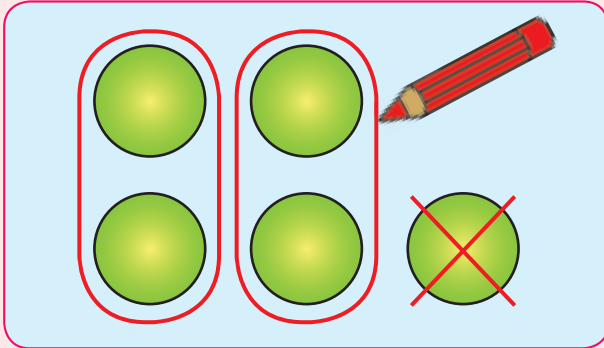
Ufumene iminqathe emingaphi umvundla ngamnye?

Ingaba kukho iminqathe eye yashiyeka emva kokuyahlula ngokulinganayo?

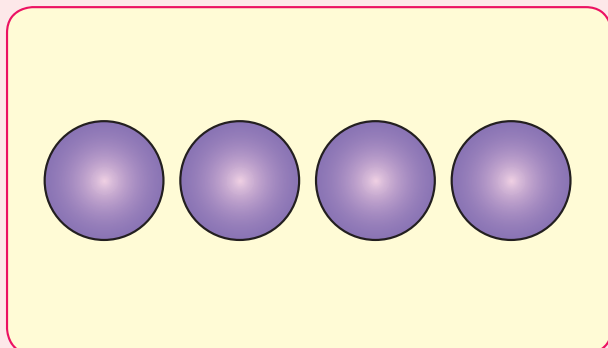

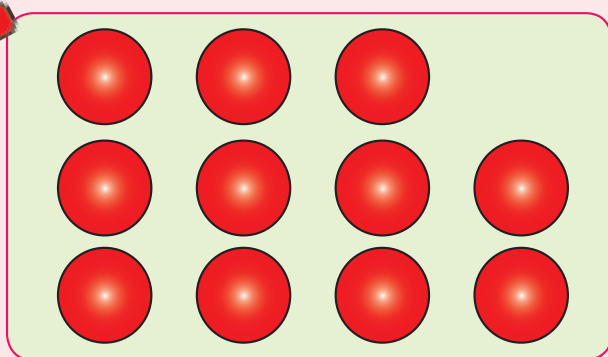
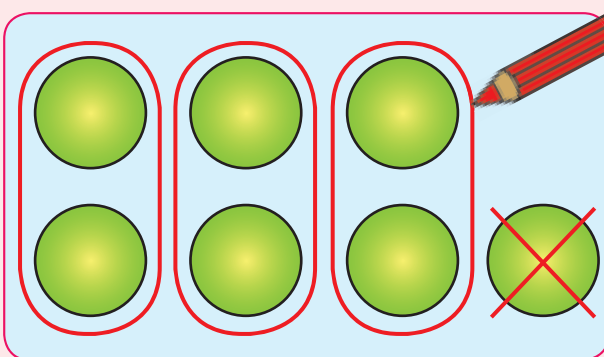




Dibanisa ndaweninye izinto zokubala zibe ngamaqela amabini alinganayo uze ubeke u-x kwezishiyekileyo.



Yahlula izinto zokubala zibe ngamaqela ama-3 alinganayo uze ubeke u-x kwezishiyekileyo.



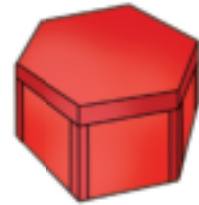
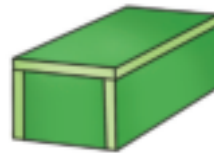
Teacher:
Sign:
Date:





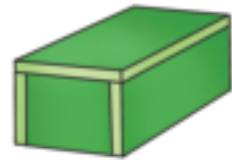
Ukwakha izinto

Ungakwazi ukwakha isakhiwo esiphakamileyo ngezi zinto zilandelayo?
Phawula u-ewe okanye u-hayi.



Ewe

Hayi



Ewe

Hayi

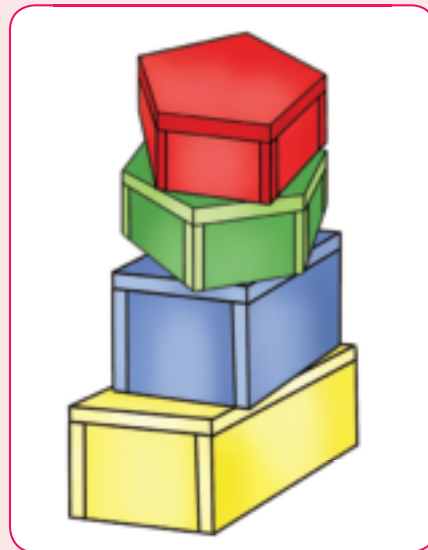
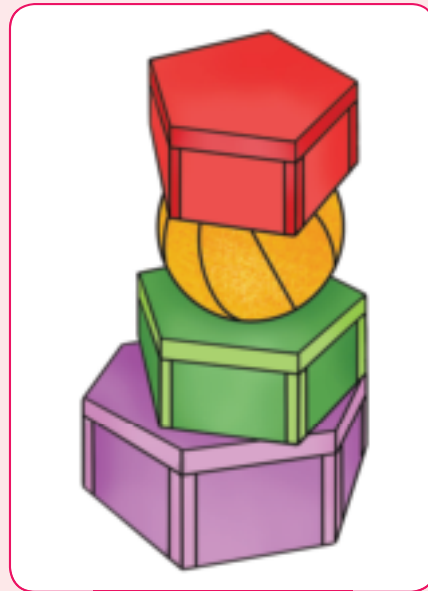



Ewe

Hayi



Ingaba isakhiwo esiphakamileyo siza kuma okanye hayi? Phawula nge ✓ okanye ngo ✗.



Sebenzisa iibhokisi zematshisi ezilishumi neglu ukuze wakhe esakho isakhiwo. Ingaba iglu ikwenzela lula?




Teacher:
Sign:

Date:



Khuphela iinyanga zonyaka.
Faka umbala kwibhaluni yenyanga yokuzalwa kwakho.

Ukuxela ixesha



Janyuwari



Febhuwari



Matshi

Epreli



Meyi



Juni



Julayi


Agasti



Septemba



Okthobha



Novemba

Disemba





Khuphela iintsuku zeveki.
Faka umbala kwibloko yosuku lwanamhlanje.

Mvulo

Lwesibini

Lwesithathu

Lwesine


Lwesihlanu

Mgqibelo

Cawa



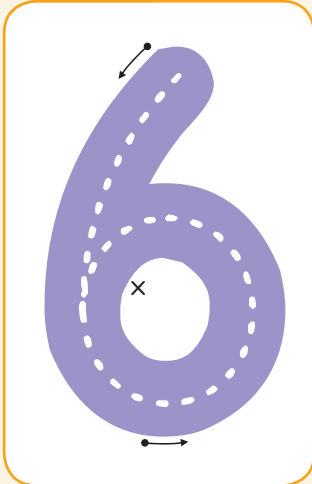
Teacher:
Sign:
Date:



Zintandathu



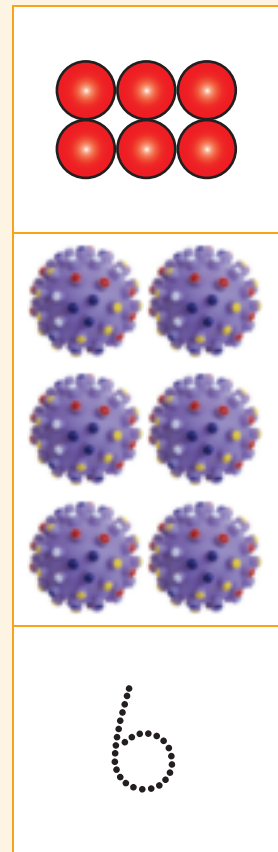
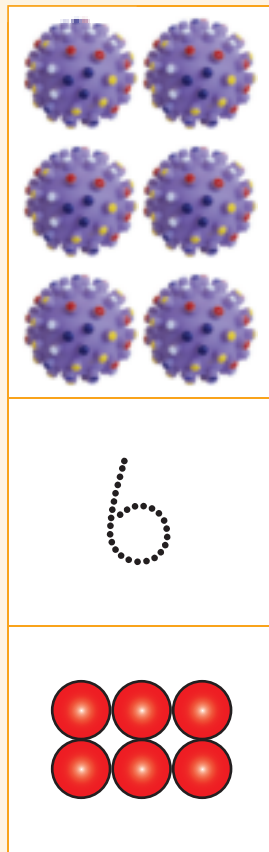

Zoba izangqa ezi-6 kule bloko.



Khuphela inani.

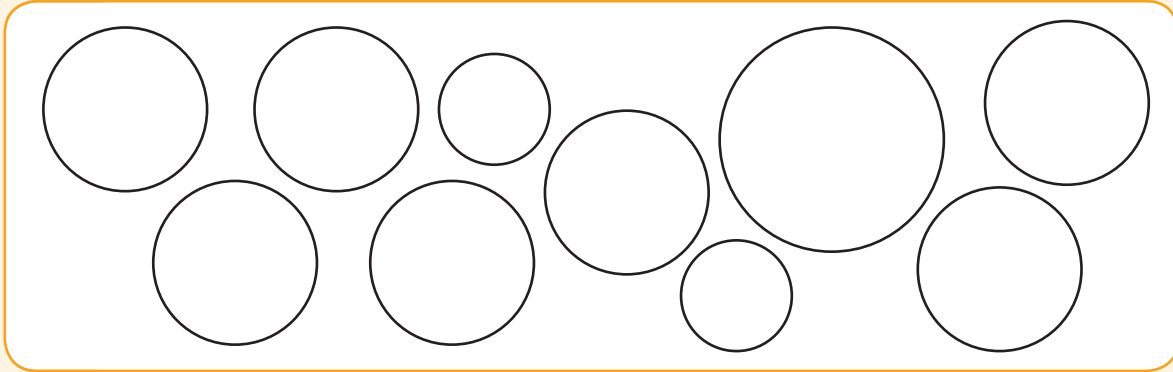


Tshatisa imifanekiso.










Fakela umbala kwizangqa ezi-6.



Khuphela uze uzobe zibe -6 ngaphezulu.



Ziqhelise eli nani.




thandathu




Fakela umbala kwizangqa njengokuba ubala.



Teacher:
Sign:
Date:





Zisixhenxe



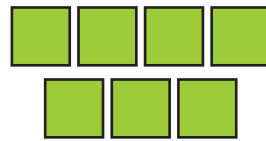
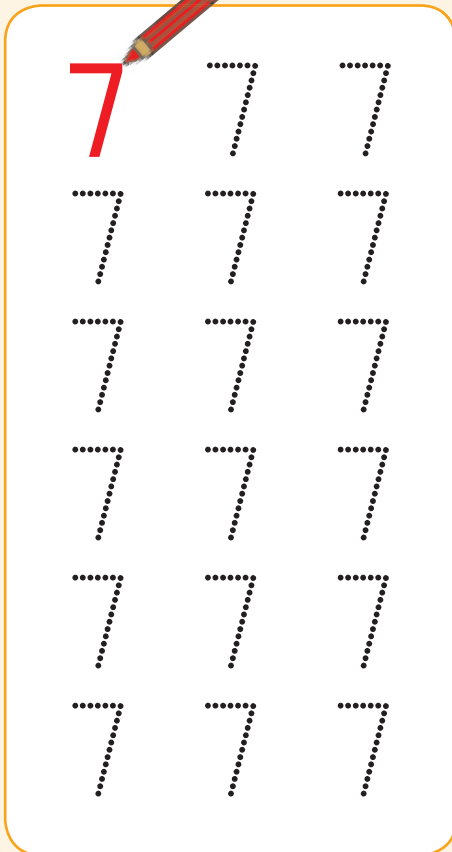
Zoba izikwere ezisi-7 kule bloko.



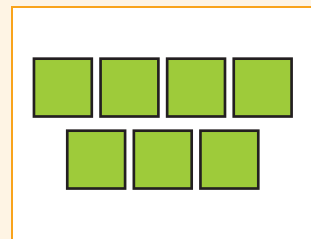
Khuphela inani.



Tshatisa imifanekiso.



zisixhenxe

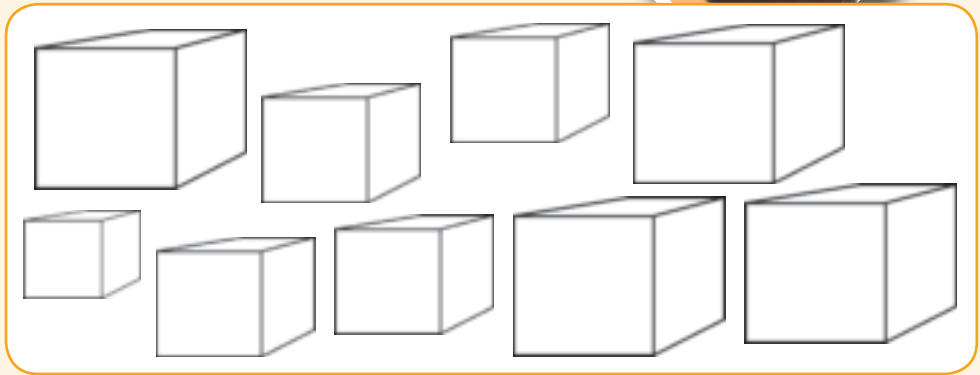




zisixhenxe






Fakela umbala kwiingxande ezisi-7 nakwiibloko ezisi-7.




Khuphela uze uzobe zibesi-7 ngaphezulu.



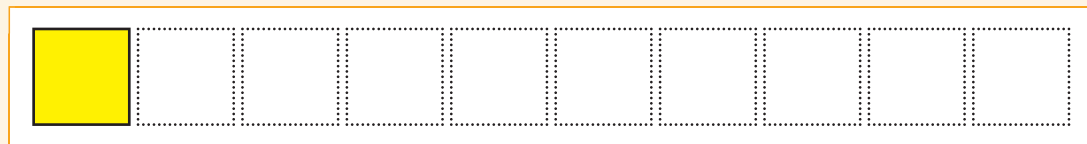
Ziqhelise eli nani.



zisixhenxe



Fakela umbala kwizikwere njengokuba ubala.





Teacher:
Sign:
Date:



Zisibhozo



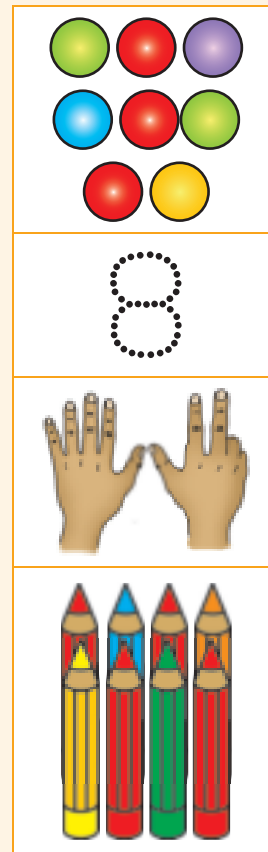
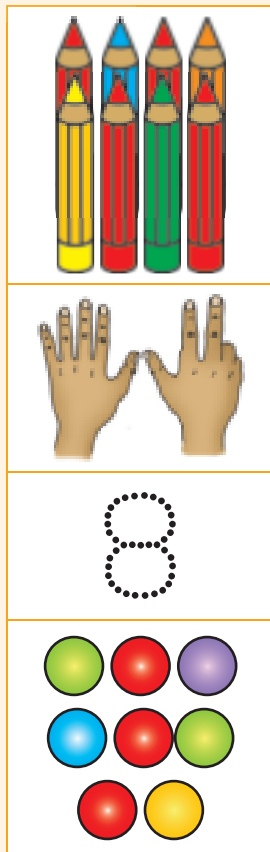

Zoba iimilo ezisi-8 kule bloko.



Khuphela eli nani.



Tshatisa imifanekiso.





Fakela umbala kwiinkwenkwezi ezisi-8.



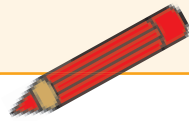
Khuphela uze uzobe zibesi-8 ngaphezulu.




Ziqhelise eli nani




zisibhozo



Fakela umbala kwizangqa njengokuba ubala.



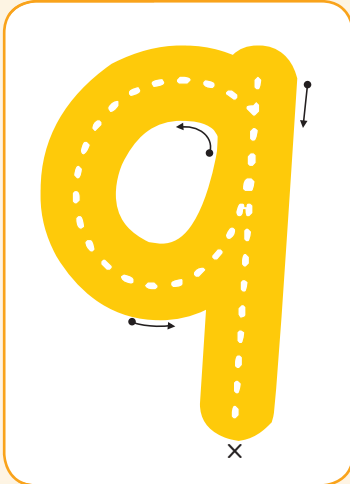
Teacher:
Sign:
Date:



Zilithoba




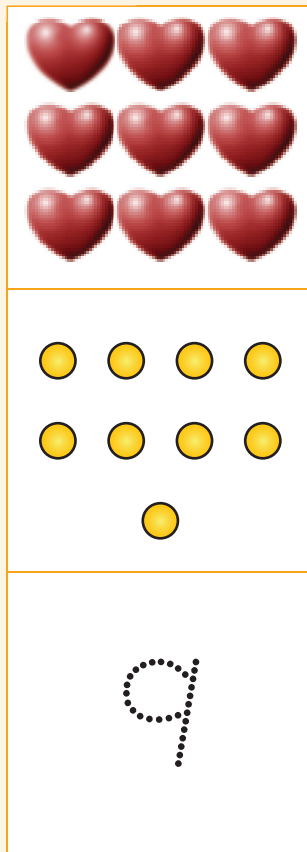
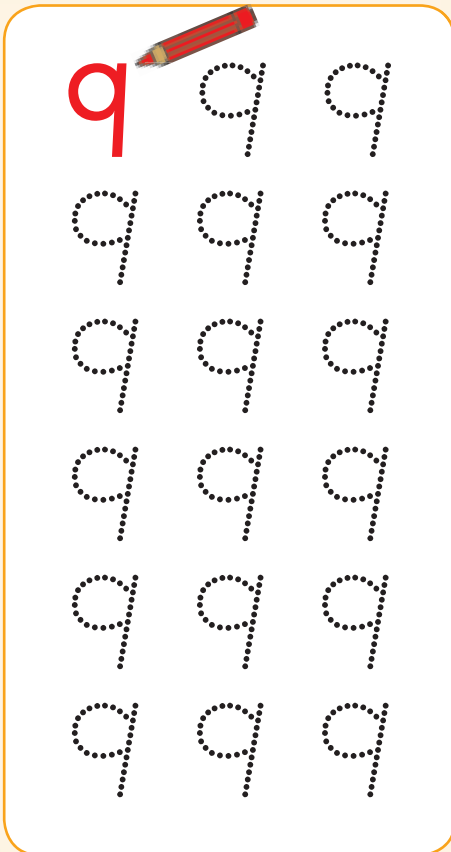
Zoba iintliziyo ezili-9 kule bloko.



Khuphela inani.




Tshatisa imifanekiso.

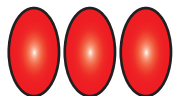
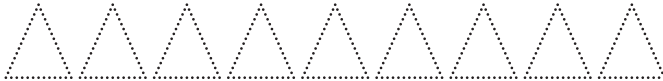




Fakela umbala kwiibhaluni ezilithoba.



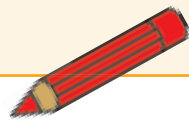
Khuphela uze uzobe zibeli - 9 ngaphezulu.



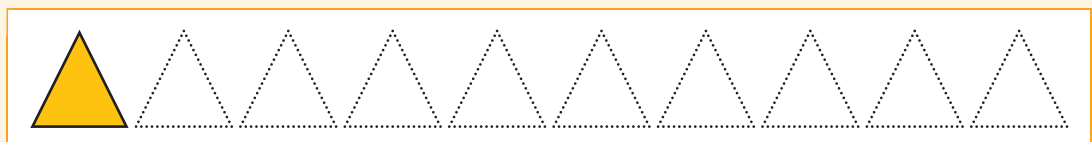
Ziqhelise eli nani.




lithoba



Fakela umbala koonxantathu njengokuba ubala.




Teacher: _____
Sign: _____
Date: _____




Ezeleyo nengenanto



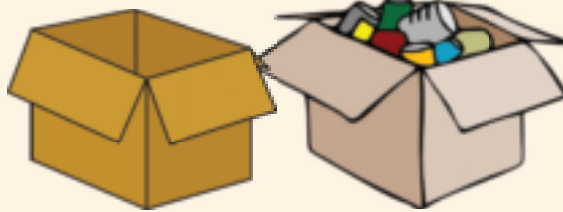
Fakela umbala kwimpendulo echanekileyo. Ingaba izikhongozeli zizele okanye azinanto?



ayinanto izele ayinanto izele




ayinanto izele ayinanto izele



ayinanto izele ayinanto izele



ayinanto izele ayinanto izele



ayinanto izele ayinanto izele




ayinanto izele ayinanto izele



ayinanto izele ayinanto izele

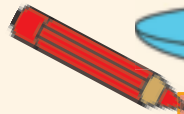
ayinanto izele





Fakela umbala kwimpendulo echanekileyo.
Ingaba izikhongozeli zizele okanye azinanto?


izele	ayinanto
-------	----------




ayinanto	izele	ayinanto	izele
----------	-------	----------	-------



ayinanto	izele	ayinanto	izele
----------	-------	----------	-------



ayinanto	izele	ayinanto	izele
----------	-------	----------	-------



ayinanto	izele	ayinanto	izele
----------	-------	----------	-------




ayinanto	izele	ayinanto	izele
----------	-------	----------	-------



Teacher:
Sign:
Date:

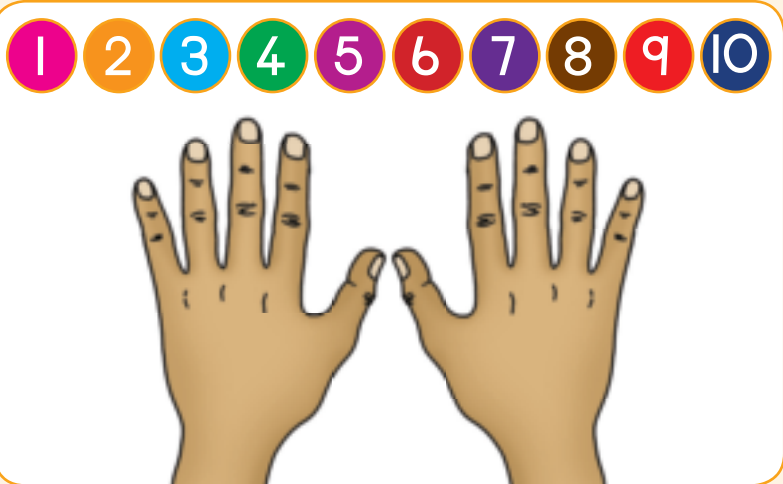
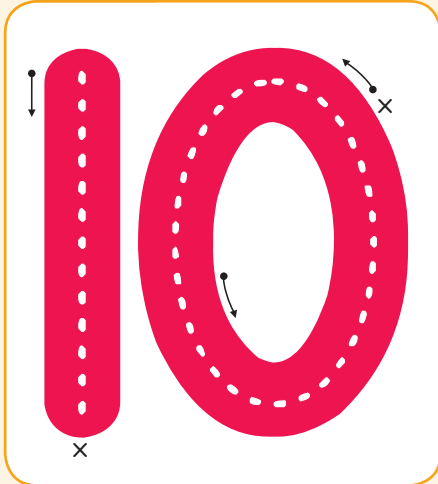





Zilishumi




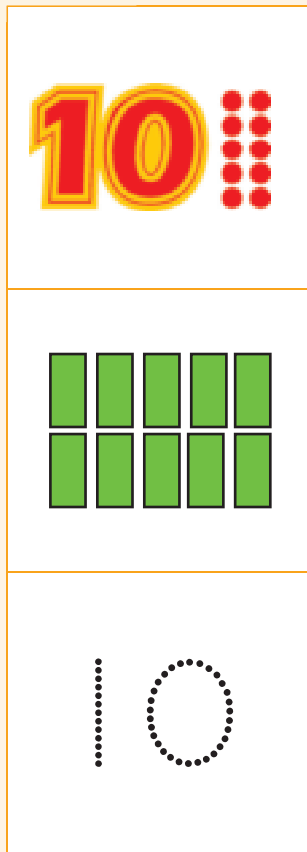
Bala iminwe kwizandla zakho zozibini.



Khuphela inani.




Tshatisa imifanekiso.





Fakela umbala kwiziqhamo ezili -10.



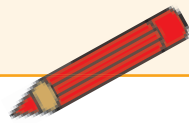
Khuphela uze uzobe zibeli -10 ngaphezulu.



Ziqhelise eli nani.



lishumi



Fakela umbala kwezi ngxande njengokuba ubala.



Teacher: _____
Sign: _____

Date: _____





Faka iinombolo ukusukela ku-1 ukuya kwi-10

Sebenzisa iminwe yakho wenze la manani. Emva koko wakhuphele.

	1	1
	2	2
	3	3
	4	4
	5	5
	6	6
	7	7
	8	8
	9	9
	10	10





Ukubhala amanani 6 – 10

Ziqhelanise nokubhala la manani.



6

zintandathu



6 6 6 6



7

zisixhenxe

7 7



8

zisibhozo

8 8



9

zilithoba

9 9



10


zilishumi

10 10



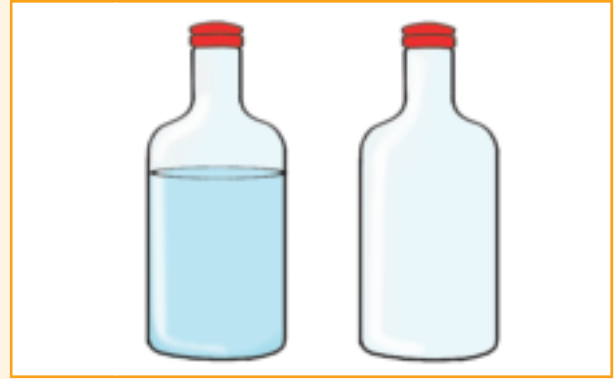

Teacher: _____
Sign: _____
Date: _____



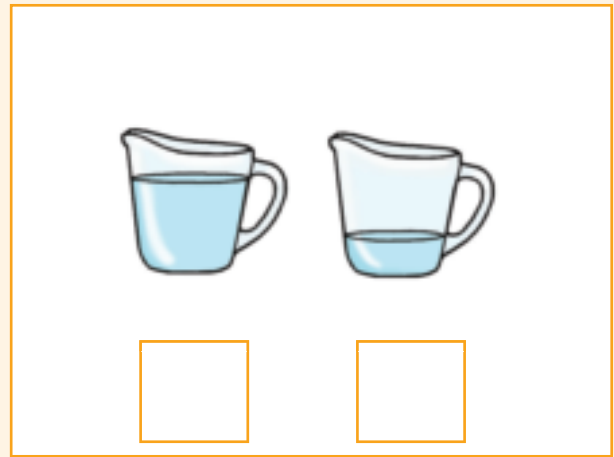
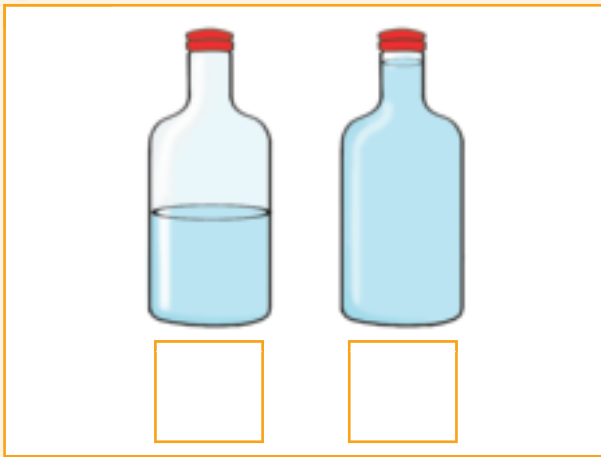


Umthamo nevoliyumu

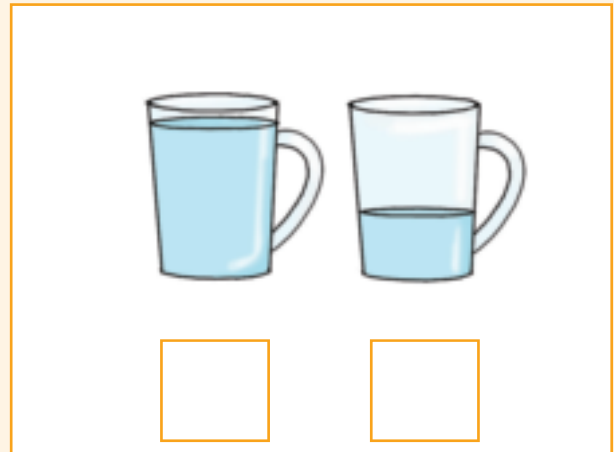
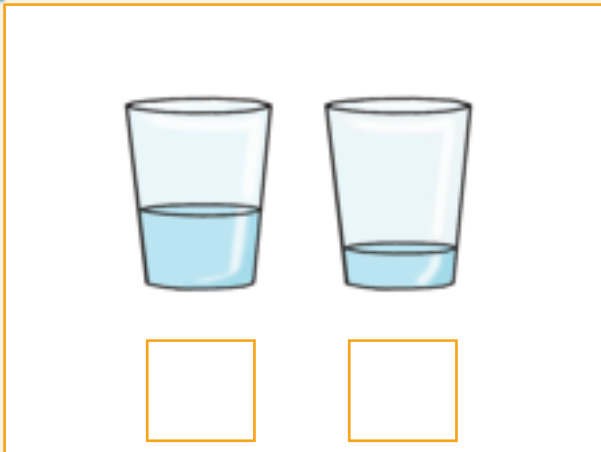
Zoba amanzi amaninzi kwisikhongozelo esingasekunene.



Phawula isikhongozelo esithatha kakhulu.




Phawula isikhongozelo esithatha kancinci.







Fakela umbala kwiglasini yesibini ukuze ibe nejujisi encinci kuneglasini yokuqala.



Fakela umbala kwiglasini yesibini ukuze ibe nejujisi encinci kuneglasini yokuqala.



Biyela ngesangqa eninzi kune-, encinci kune- okanye elinganayo ne-.




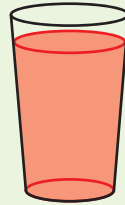
Iglasini ezuba inejujisi

eninzi kune

encinci kune

efanayo ne

glasini ebomvu.




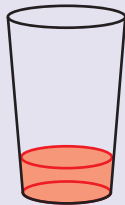
Iglasini ezuba inejujisi

eninzi kune

encinci kune

efanayo ne

glasini ebomvu.



Iglasini ezuba inejujisi

eninzi kune

encinci kune

efanayo ne


glasini ebomvu.



ininzi kune-

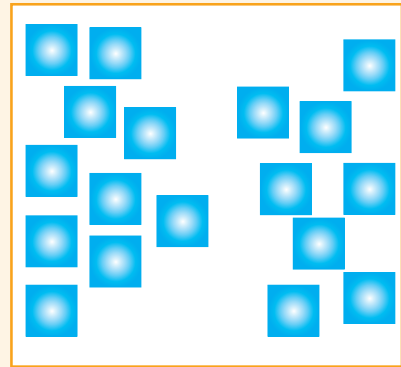
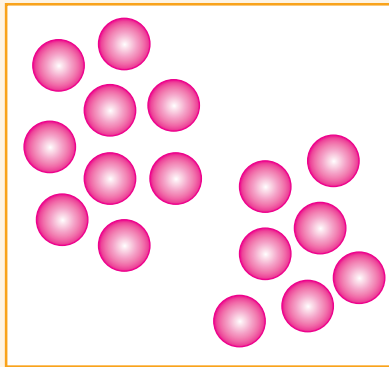

incinci kune-

Teacher:
Sign:
Date:



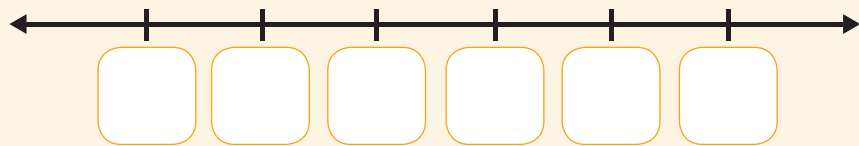
Faka iinombolo ukusukela ku-1 ukuya kwi-10

Kwibloko nganye biyela iqela elinezona milo zimalwa.

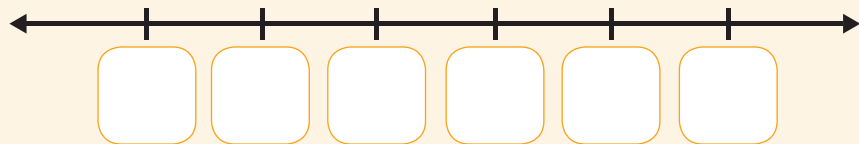


Bhala amanani ukusukela kwelona lincinci uye kwelona likhulu kumgca manani.

2 4 3
6 1 5



4 6 8
7 9 5



Fakela umbala oluhlaza kwelona nani lincinci uze ufake o-orenji kwelona likhulu.

7 4 3

9 10 8

5 1 6

4 6 2



Sombulula oku. Ungenza imizobo ukuze ikuncede.

Inye ngaphezu kwezi-5.

Inye ngaphantsi kwezi-5.

Zimbini ngaphezu kwezi-6.

Zimbini ngaphezu kwezi-7.



Umgca wamaso



Zalisa amanani angekhoyo.

10 number line activities:

- Row 1: A red pencil is pointing to the number 1. The numbers 1 through 10 are in blue circles.
- Row 2: Numbers 1, 2, 3, 5, 6, 7, 8, 9, 10 are in green circles. The number 4 is in a white circle.
- Row 3: Numbers 1, 2, 3, 6, 7, 8, 9, 10 are in purple circles. Numbers 4 and 5 are in white circles.
- Row 4: Numbers 1, 2, 4, 5, 6, 8, 10 are in red circles. Numbers 3, 7, and 9 are in white circles.
- Row 5: Numbers 1, 2, 3, 5, 6, 7, 10 are in purple circles. Numbers 4, 8, and 9 are in white circles.
- Row 6: Numbers 2, 4, 5, 7, 8, 10 are in pink circles. Numbers 1, 3, 6, and 9 are in white circles.
- Row 7: Numbers 1, 3, 4, 5, 6, 7, 9 are in green circles. Numbers 2, 8, and 10 are in white circles.
- Row 8: All numbers 1 through 10 are in white circles.
- Row 9: Numbers 10, 9, 8, 7, 6, 5 are in blue circles. Numbers 4, 8, 9, and 10 are in white circles.



Teacher: _____
Sign: _____
Date: _____






Ingaphezulu, ziyalingana, ingaphantsi

Tshatisa izinto ezingasekhohlo nezo zingasekunene.
Faka umbala kwimpendulo echanekileyo.



ziyalingana

azilingani




ziyalingana

azilingani



ziyalingana

azilingani



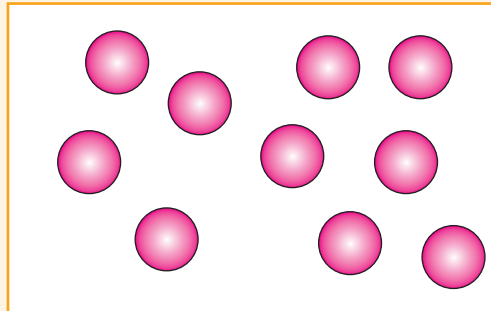
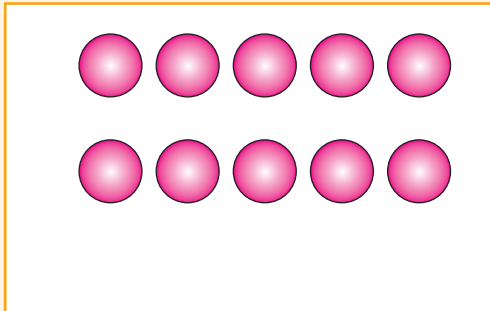
ziyalingana

azilingani





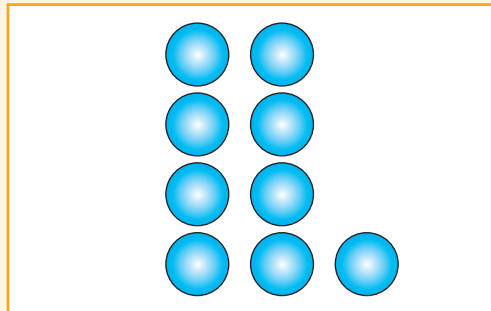
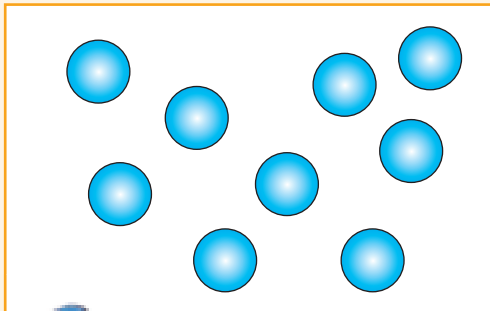
Xela ukuba ingaba ibloko yesibini ingaphezulu, ingaphantsi okanye iyalingana na nebloko yokuqala. Faka umbala kwimpendulo echanekileyo.



ingaphezulu

iyalingana

ingaphantsi



ingaphezulu


iyalingana

ingaphantsi



Tshatisa izinto nenani.

1
2
3
4
5
6
7
8
9
10



6
2
4
8
1
7
9
3
5
10

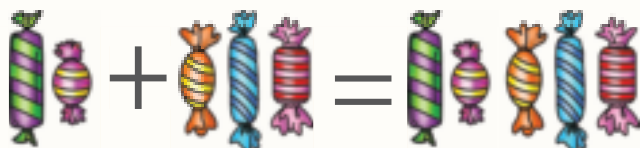


Teacher:
Sign:
Date:

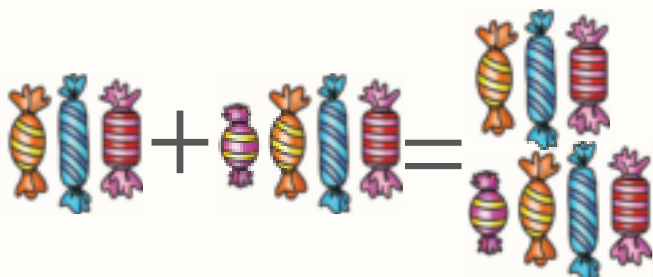


Ukudibanisa iilekese

Dibanisa iilekese uze ubhale iimpendulo.



$$2 + 3 = 5$$



$$3 + 4 =$$



Dibanisa amanani.



$$5 + 1 = 6$$



$$5 + 0 =$$



$$3 + 2 =$$



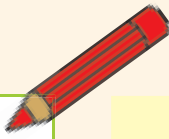
$$4 + 3 =$$





Zama oku.

$3 + 6 = 9$



$1 + 1 = \square$

$4 + 0 = 4$

$0 + 7 = \square$

$0 + 5 = 5$

$3 + 2 = \square$

$6 + 0 = \square$

$5 + 3 = \square$

$2 + 2 = \square$

$7 + 2 = \square$

$1 + 3 = \square$

$4 + 4 = \square$

$2 + 5 = \square$

$5 + 1 = \square$

$5 + 0 = \square$

$4 + 3 = \square$

$1 + 8 = \square$

$2 + 6 = \square$

$4 + 2 = \square$

$8 + 2 = \square$





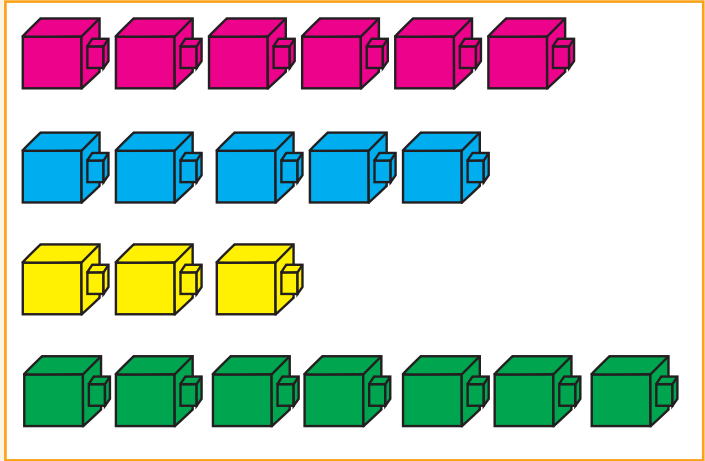

Teacher:
Sign:
Date:






Ukuqokelela nokulungisa

Hlela uze wenze umzobo wakho wengqokelela oyihlelileyo.





Hlela la magqabi ngokwenza umfanekiso.



Mangaphi amagqabi **amthubi**?

Mangaphi amagqabi **a-orenji**?

Mangaphi amagqabi **aluhlaza**?



Teacher:
Sign:
Date:



Dibanisa uye kufika kwi-10: Bala

Zoba umfanekiso uze ubhale isivakalisi samanani kumfanekiso ngamnye.

USarah uneelekese ezi-3. USipho uneelekese ezi-2. Zingaphi iilekese abanazo bebobabini?



Masibale:


3

4

5

$$\square + \square = \square$$

Ndinamapetyu ama-4 ndaze ndafumana ama-3 ngaphezulu. Mangaphi amapetyu endinawo ewonke?



Masibale:

4

5

6

7

$$\square + \square = \square$$

Bekukho amabhabhathane ama-5 esitiyeni. Kwaza kwafika amabini. Mangaphi ngoku amabhabhathane akhoyo?



6

5

4

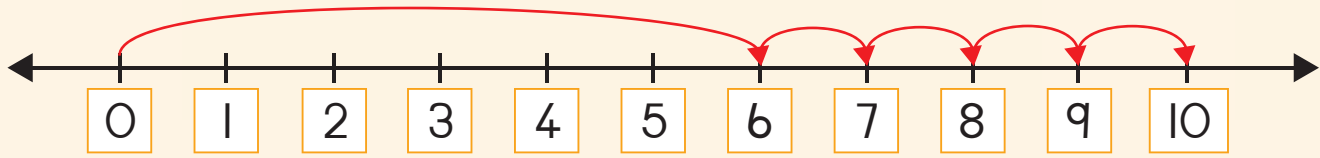
3

2

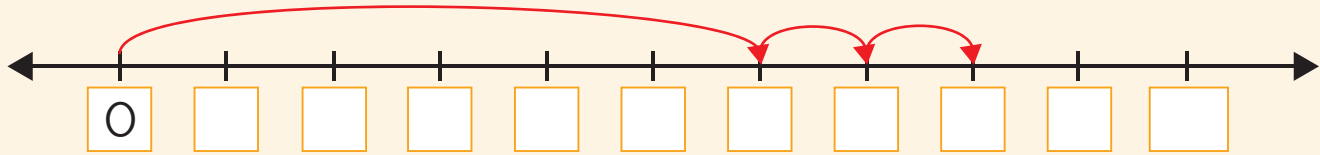
$$\square - \square = \square$$



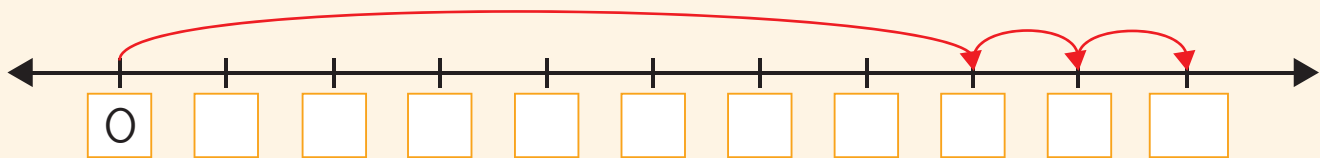
Fakela amanani kumgca-manani uze ubhale isivakalisi samanani kumgca-manani ngamnye.



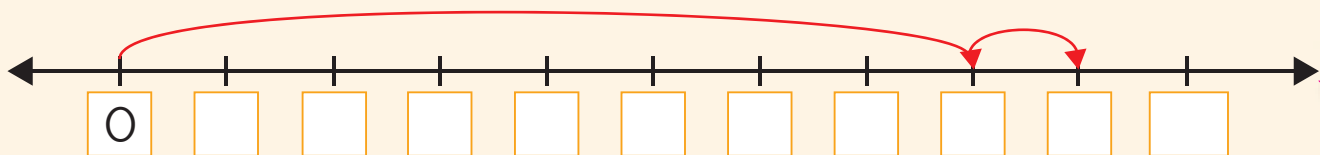
$$6 + 4 = \square$$



$$\square + \square = \square$$



$$\square + \square = \square$$



$$\square + \square = \square$$



Teacher:
Sign:
Date:





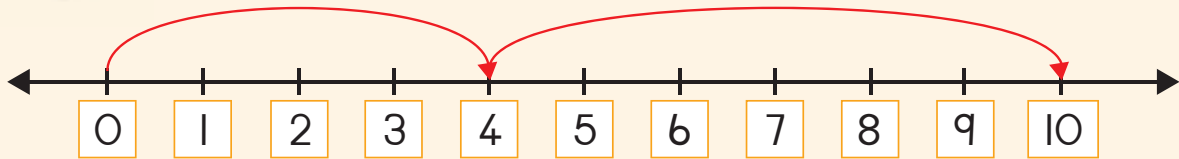
Ukudibanisa: ukwakha nokucazulula ukuya kwi-10

Faka umbala ubonise oku.

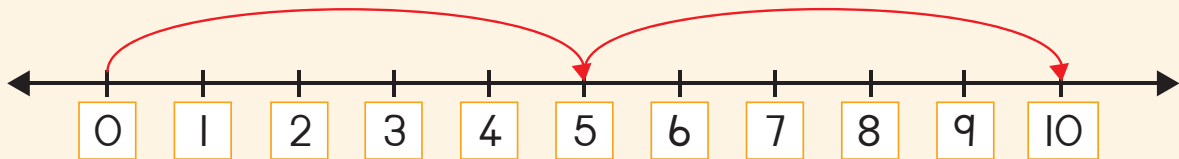
1 + 9	
2 + 8	
3 + 7	
4 + 6	
5 + 5	



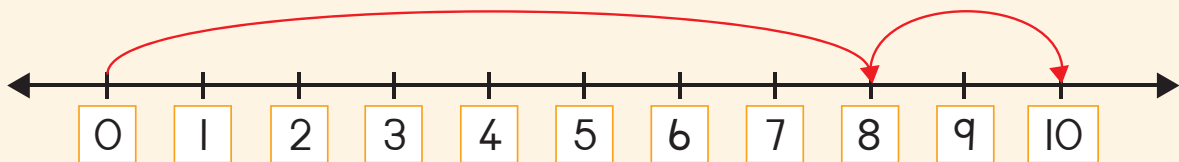
Bhala isiphumo soku:



$$4 + 6 = \square$$



$$\square + \square = \square$$



$$\square + \square = \square$$





Sebenzisa amanani eentyatyambo uzenzele esakho isivakalisi samanani.



$$\square + \square + \square = \square$$



$$\square + \square + \square = \square$$



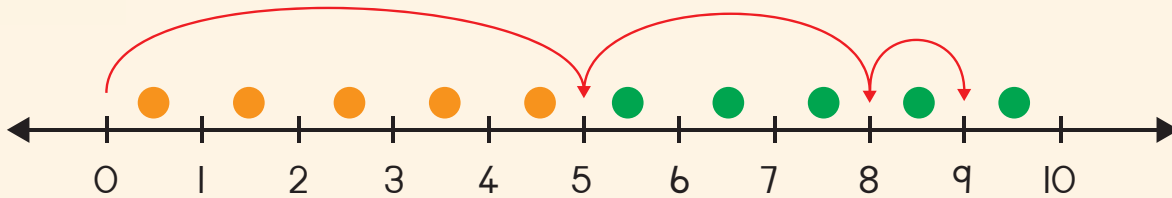
$$\square + \square + \square = \square$$



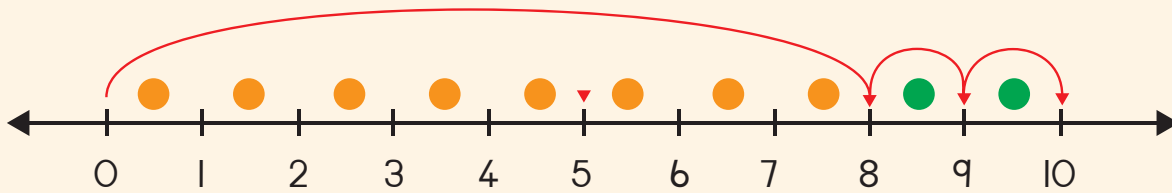
$$\square + \square + \square = \square$$



Bhala esi sibalo nesiphumo saso:




$$\square + \square + \square = \square$$




$$\square + \square + \square = \square$$



Teacher: _____
Sign: _____
Date: _____





Ukuphinda kabini nokwahlula kubini

Phendula okulandelayo.

Mangaphi amantombazana owabonayo?



Mangaphi amantombazana owabonayo ngoku?



u-1 ophindwe kabini wenza ezi-2.
Kwenzeka ntoni xa sahlula inani lamantombazana kubini?

Zingaphi iinyawo ozibonayo?



Zingaphi iinyawo ozibonayo ngoku?



Sithi ezi-2 eziphindwe kabini zenza ezi-4.
Iza kuba ngubani isiqingatha sezi-4?

Mangaphi amavili owabonayo?



Mangaphi amavili owabonayo ngoku?



Sithi ezi-3 eziphindwe kabini zenza ezi-6.
Iza kuba ngubani isiqingatha sesi-6?

Mingaphi imilenze oyibonayo?



Mingaphi imilenze oyibonayo ngoku?



Sithi ezi-4 eziphindwe kabinizenza ezi-8.
Iza kuba ngubani isiqingatha sesi-8?



Mingaphi iminwe oyibonayo?



Mingaphi iminwe oyibonayo ngoku?

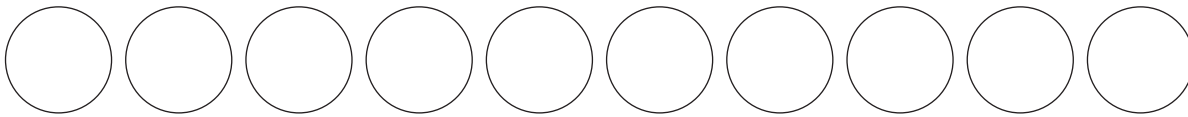


Sithi isi-5 esiphindwe kabini li-10.
Iza kuba ngubani isiqingatha se-10?



Sombulula oku ngokufaka umbala. Bhala isibalo ngokupheleleyo.

Ndinamapetyu ama-4 aze umhlobo wam abe nama-4. Mangaphi amapetyu esinawo ewonke?
Faka umbala kwinqanaba elichanekileyo lamapetyu.



$$\square + \square = \square$$



Phendula okulandelayo.

u-1 ophindwe kabini wenza

Ezi-2 eziphindwe kabini senza

Ezi-4 eziphindwe kabini senza

Ezi-5 eziphindwe kabini senza

Ezi-2 ezahlulwe kubini senza

Ezi-4 ezahlulwe kubini senza

Ezi-8 ezahlulwe kubini senza

i-10 elahlulwe kubini lenza

Ezi-3 eziphindwe kabini senza

Ezi-6 ezahlulwe kubini senza



Teacher:
Sign:


Date:






Gqibezela le mizobo.


isikwere



isangqa



unxantathu




uxande

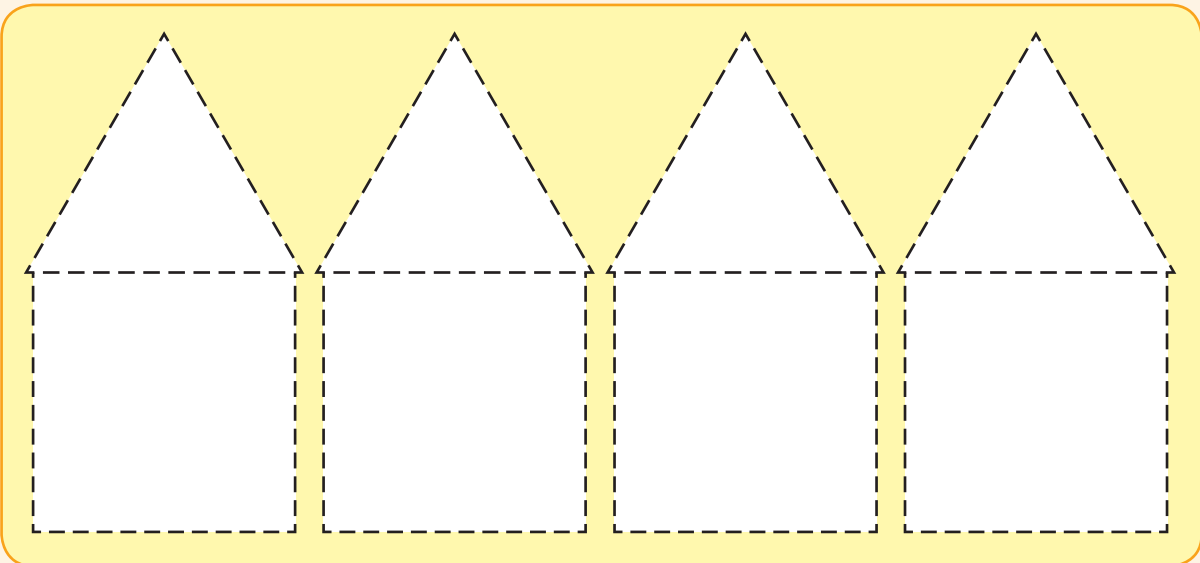

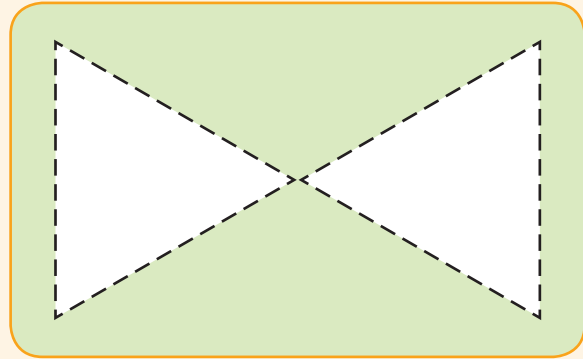
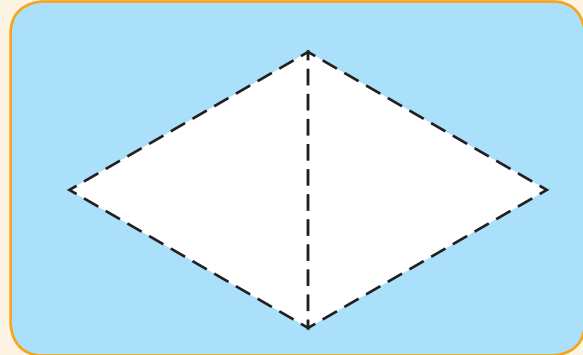
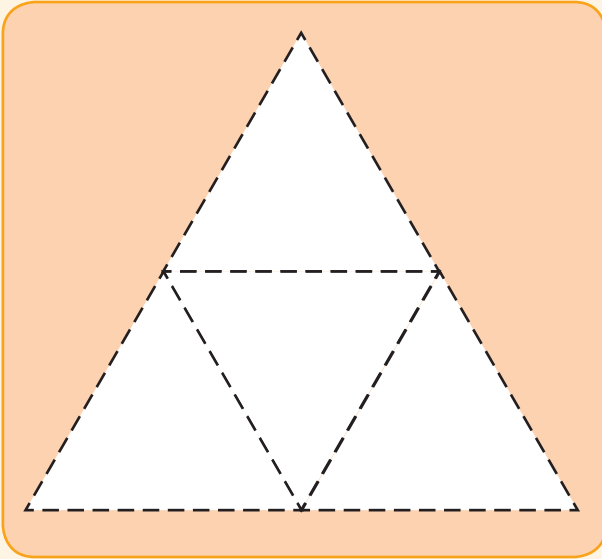


Sebenzisa iimilo ezine ezingentla uzobe umfanekiso.
Ungazisebenzisa kaninzi ezi milo.





Sebenzisa iimilo zakho ezisikiweyo wenze ezi milo.



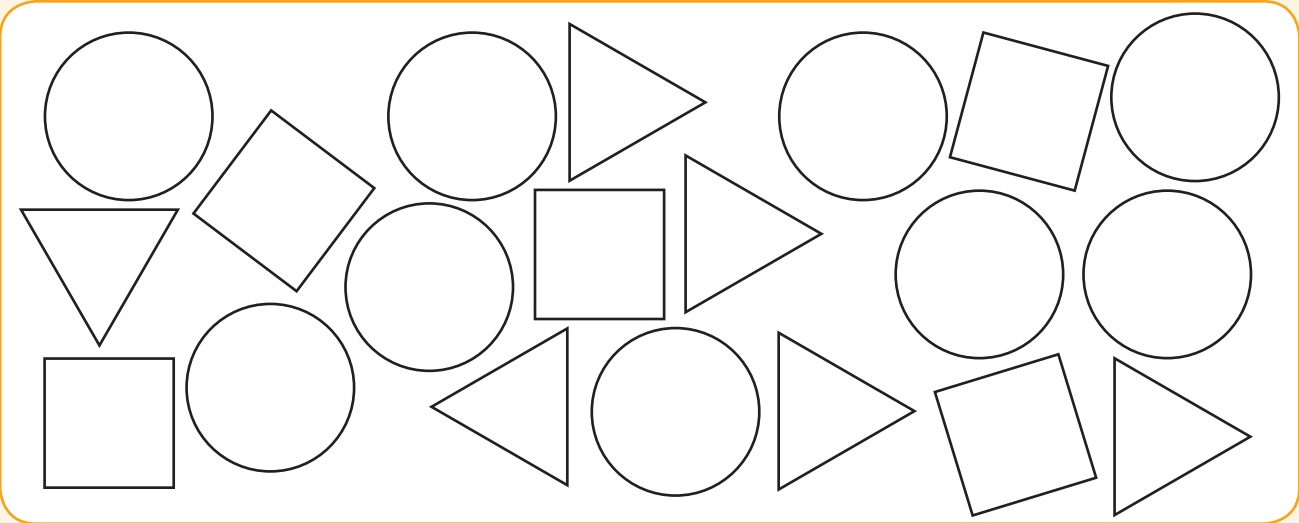
Teacher:
Sign:
Date:



Ezinye iimilo ezinemilinganiselo emi-2 (2D)



Hlela iimilo uze uzobe umfanekiso wokuhlela kwakho.



Unxantathu


Isangqa

Isikwere

Bangaphi oonxantathu abakhoyo?

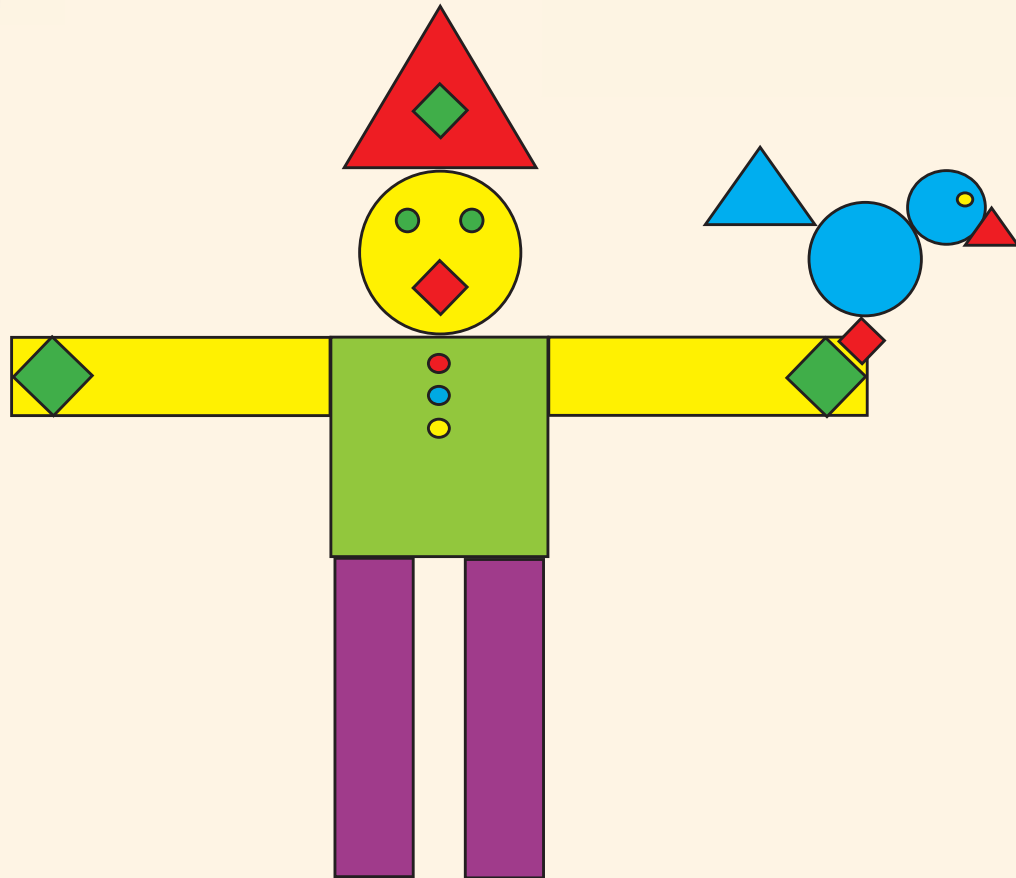
Zingaphi izangqa ezikhoyo?

Zingaphi izikwere ezikhoyo?



Fumana iimilo

Fumana iimilo ezingafaniyo uze uzibale.



<input type="checkbox"/>	Zingaphi izikwere onokuzifumana?	
<input type="radio"/>	Zingaphi izangqa onokuzifumana?	
<input type="checkbox"/>	Bangaphi oonxantathu onokubafumana?	
<input type="checkbox"/>	Zingaphi iingxande onokuzifumana?	




Teacher:
Sign:
Date:



Phendula imibuzo:

Amaqela ezibini ukuya kwi-10

Bangaphi abantwana obabonayo? Zingaphi izibini zeenyawo ozibonayo?


Bhala isibalo sezibini zeenyawo.

$$2 + 2 + 2 =$$




Yenza izangqa kwezi zinto ukuze wenze:

Amaqela ama-2 ezi-2



Amaqela ama-4 ezi-2






Amaqela ama-5 ezi-2






Amaqela ama-3 ezi-2



Bhala isibalo soku:



$2 + 2 =$



Teacher:
Sign:

Date:





Ukudibanisa okuphindiweyo kwezibini ukuya kwi-10

Mingaphi imilenze ekhoyo? Bhala isibalo soku:



$$2 + 2 + 2 = 6$$



$$\square + \square + \square + \square + \square = \square$$



$$\square + \square = \square$$



$$\square + \square + \square + \square = \square$$



Bala uze uzobe.

\square	+	\square	=	\square
2	+	2	=	4

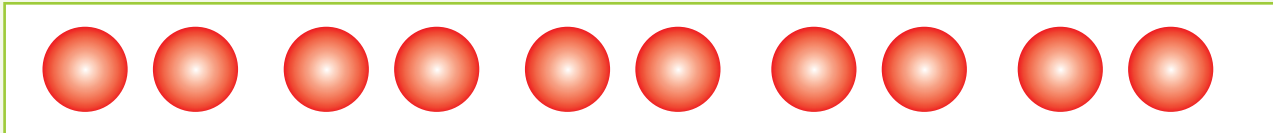
\square	+	\square	+	\square	=	\square
2	+	2	+	2	=	□

\square	+	\square	+	\square	+	\square	=	\square
2	+	2	+	2	+	2	=	□


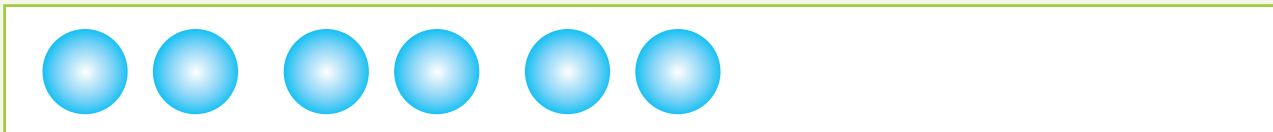

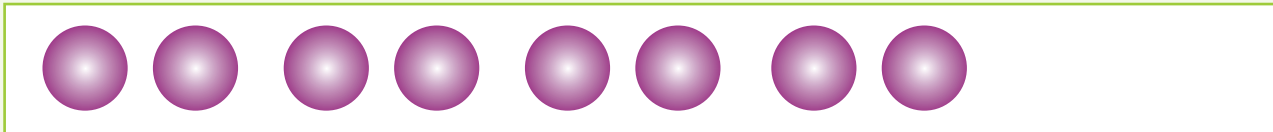


\square	+	\square	+	\square	+	\square	+	\square	=	\square
2	+	2	+	2	+	2	+	2	=	□



Bhala isibalo:



$$2 + 2 + 2 + 2 + 2 =$$



Bala la manani ngezibini uze ufake umbala kuzo zonke izibini.

1	2	3	4	5	6	7	8	9	10
---	---	---	---	---	---	---	---	---	----



Teacher: _____
 Sign: _____
 Date: _____



Iipatheni zezi - 2 ukuya kuma - 20



Krwela umgca utshatise inani elingekhoyo.
Sikwenzele eyokuqala. Gqibezela imitsi emibini elandelayo.

Number line from 0 to 10 with tick marks. Dashed red arrows show jumps of 2 units: 0 to 2, 2 to 4, 4 to 6, 6 to 8, 8 to 10.

0	1		3		5		7		9	10							
<table style="width: 100%; text-align: center; border-collapse: collapse;"> <tr> <td style="width: 20%;">6</td> <td style="width: 20%;"></td> <td style="width: 20%;">2</td> <td style="width: 20%;"></td> <td style="width: 20%;">8</td> <td style="width: 20%;"></td> <td style="width: 20%;">4</td> </tr> </table>											6		2		8		4
6		2		8		4											


Number line from 10 to 20 with tick marks. Dashed red arrows show jumps of 2 units: 10 to 12, 12 to 14, 14 to 16, 16 to 18, 18 to 20.

10	11		13		15		17		19										
<table style="width: 100%; text-align: center; border-collapse: collapse;"> <tr> <td style="width: 20%;">14</td> <td style="width: 20%;"></td> <td style="width: 20%;">12</td> <td style="width: 20%;"></td> <td style="width: 20%;">16</td> <td style="width: 20%;"></td> <td style="width: 20%;">20</td> <td style="width: 20%;"></td> <td style="width: 20%;">18</td> </tr> </table>											14		12		16		20		18
14		12		16		20		18											



Gqibezela ipatheni ngokufakela umbala kula manani.

1	2	3	4	5	6	7	8	9	10
11	12	13	14	15	16	17	18	19	20





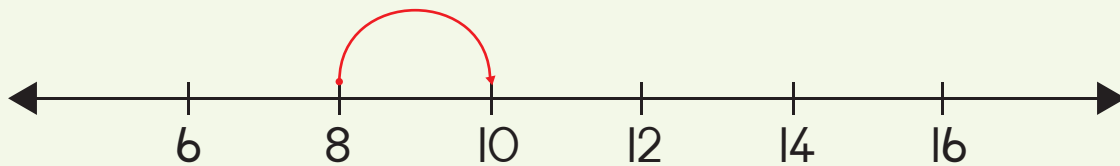
Zoba imitsi ubonise okulandelayo.

8

10

12

14




12

14

16

18



4

6

8

10



Teacher:
Sign:
Date:





Amaqela ezithathu ukuya kwi-10

Phendula imibuzo.



Zingaphi iibhanana ozibalayo?


Mangaphi amaqela akhoyo?

Bhala njengesivakalisi samanani.



Biyela okulandelayo ngezangqa ukuze wenze:

Amaqela ama-2 ezi-3



Amaqela ama-3 ezi-3






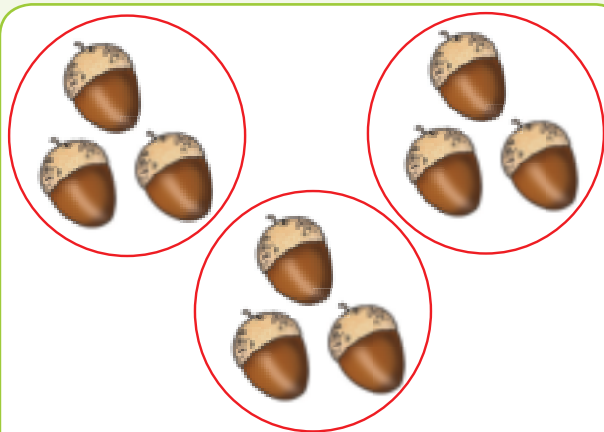

Amaqela ama-4 ezi-3



Iqela eli-1 lezi-3



Bhala isivakalisi samanani soku:



Yenza amaqela ama-2 ezi-3.



Teacher: _____
Sign: _____
Date: _____





Ukudibanisa okuphindiweyo kwezithathu ukuya kwishumi

Mangaphi amavili akhoyo? Bhala isibalo.











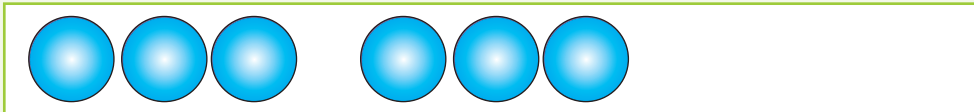
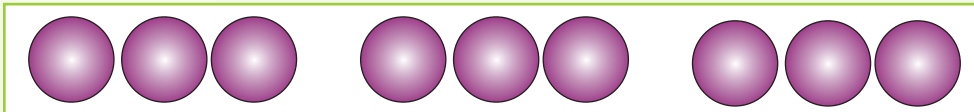
Zoba iimilo ubonise oku:

$$3 + 3 = \square$$

$$3 + 3 + 3 = \square$$



Bhala isibalo soku:



Zingaphi iintyatyambo endizithengileyo emalikeneni?



Isibalo.




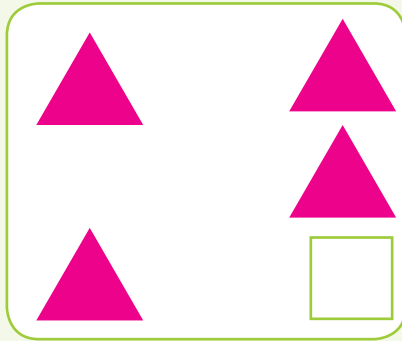

Teacher:
Sign:
Date:





Amaqela ezine ukuya kwishumi

Bala iimilo uze ubhale inani.



Ndibone ezi zilwanyana zilandelayo kumyezo wezilwanyana. Ndibone imilenze emingaphi? Bhala isivakalisi samanani kwisibalo ngasinye.



$$4 + 4 = 8$$









Zoba iimilo ujikeleze oku ukuze wenze:

Amaqela ama-2 ezi-4



Iqela eli-1 lezi-4




Amaqela ama-2 ezi-4






Iqela eli-1 lezi-4



Bhala isibalo soku:



$4 + 4 =$



Teacher:
Sign:
Date:




Ukudibanisa okuphindiweyo kwezine ukuya kwishumi




Mingaphi imilenze ekhoyo? Bhala isamu yesibalo ngasinye.



$$\square + \square = \square$$



$$\square + \square = \square$$



$$\square + \square = \square$$






Zoba iimilo ubonise oku.

$$\boxed{4} + \boxed{4} = \boxed{}$$



Bhala isibalo soku:





USindi ubhake amaqebengwana ama-4. UJane ubhake amaqebengwana ama-4 naye. Mangaphi amaqebengwana abawabhakileyo ewonke? Biyela inani elichanekileyo lamaqebengwane.



Isibalo.



Teacher: _____
Sign: _____
Date: _____



Amaqela ezihlanu ukuya kwishumi

Phendula imibuzo.



Zingaphi iinzwane ozibonayo kunyawo ngalunye?

Zingaphi iinzwane ezikhoyo zizonke?

Bhala isibalo.

$$5 + 5 =$$



Biyela oku ngezangqa wenze:

Iqela eli-1 lezi-5




Amaqela ama-2 ezi-5






Amaqela ama-2 ezi-5



Iqela eli-1 lezi-5



Bhala isibalo soku:



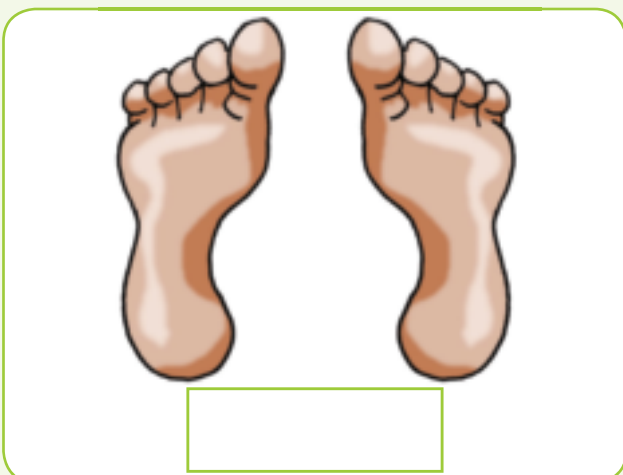

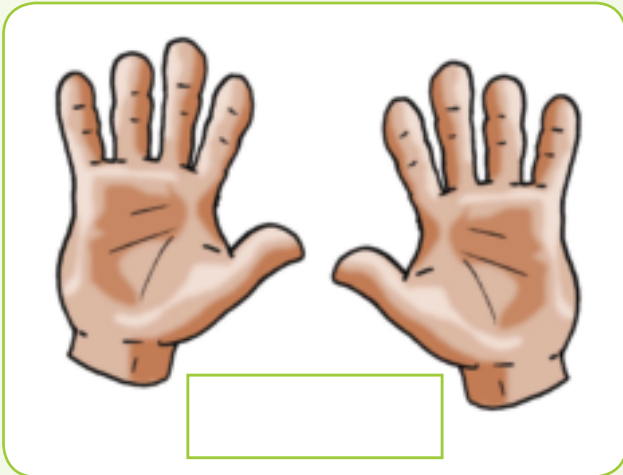
Teacher:
Sign:
Date:





Ukudibanisa okuphindiweyo kwezihlanu ukuya kwi-10

Mingaphi iminwe okanye iinzwane ezikhoyo?






Zoba iimilo ubonise oku.

$$\boxed{5} + \boxed{5} = \boxed{}$$



Bhala isibalo soku:



Zingaphi iinzwane onazo kunyawo ngalunye? Zingaphi iinzwane onazo zizonke?
Zoba.

Isibalo:



Mingaphi iminwe onayo kwisandla esinye? Mingaphi iminwe onayo iyonke?
Zoba.

Isibalo:



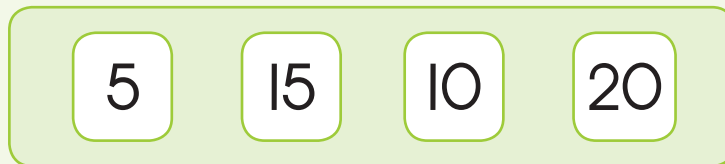
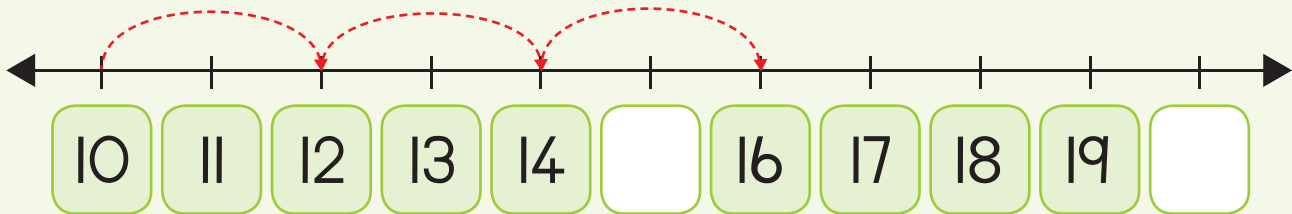
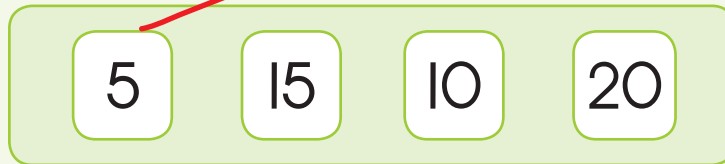
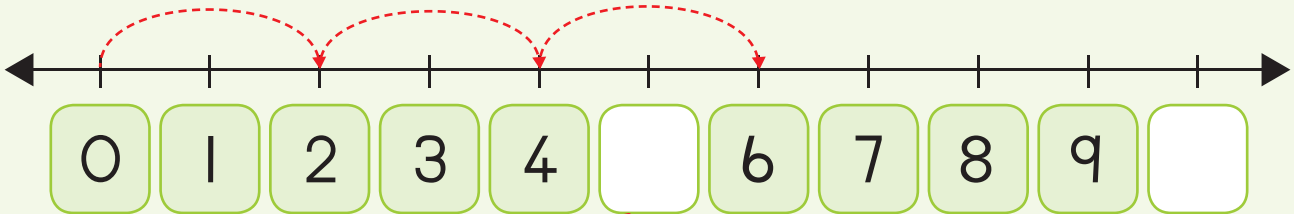
Teacher: _____
Sign: _____
Date: _____





Ipatheni yezihlanu ukuya kuma - 20

Krwela umgca utshatise inani elingekhoyo. Sikwenzele eyokuqala.
Gqibezela imitsi ngokuyikhuphela.



Gqibezela ipatheni ngokufakela umbala emananini.

1	2	3	4	5	6	7	8	9	10
11	12	13	14	15	16	17	18	19	20





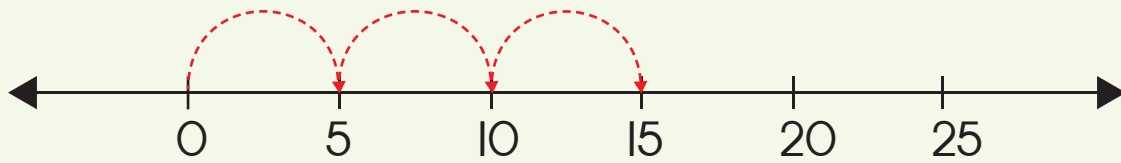
Zoba imitsi ubonise oku:

0

5

15

20

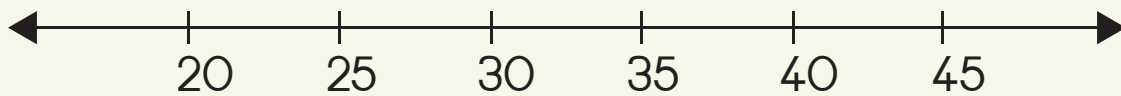


20

25

30

35

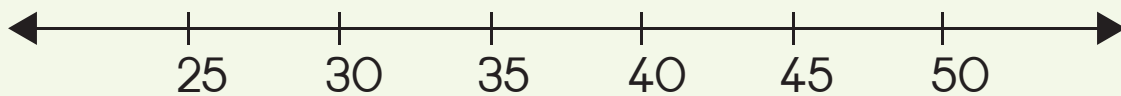


35

40

45

50



Teacher:
Sign:

Date:

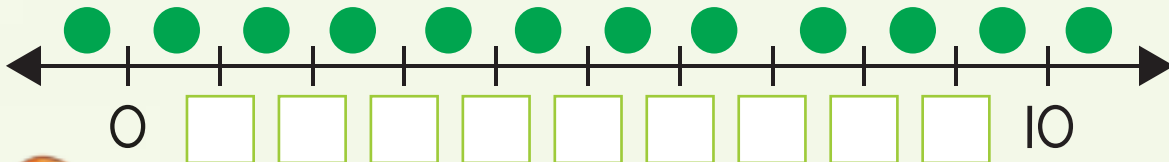




Iipatheni zamashumi



Fakela amanani angekhoyo.



Zoba amaso ali-10 phakathi kwezikhewu uze utshatise inani nebloko echanekileyo.




50 40 30 20



Gqibezela umgca-manani ngokukhuphela amanani kwizikhewu ezichanekileyo.

50 30 10 0 50 20 40





Gqibezela ibhodi yamanani usebenzise amanani emisiko.

1	2	3	4	5	6	7	8	9	
11	12	13	14	15	16	17	18	19	
21	22	23	24	25	26	27	28	29	
31	32	33	34	35	36	37	38	39	
41	42	43	44	45	46	47	48	49	
51	52	53	54	55	56	57	58	59	
61	62	63	64	65	66	67	68	69	
71	72	73	74	75	76	77	78	79	
81	82	83	84	85	86	87	88	89	
91	92	93	94	95	96	97	98	99	

Sebenzisa la manani emisiko engasemva encwadini.



20	40	10	60	90	80
50	30	100	70		



Teacher: _____
Sign: _____
Date: _____



60a

Ikota yesi - 2



Tshatisa izixa kunye nemali.

Imali

R100		
R20		
R10		
5 ^c		
R50		
50 ^c		
R5		
R1		





Imali: engamaphepha neziinkozo

Biyela ngesangqa imali engamaphepha/eziinkozo enelona xabiso liphezulu.



R100

R50

R10



RI

R5

R10



RI

50c

5c



R20

R5

R10



Teacher:
Sign:

Date:



60b

Ikota yesi - 2



Imali



Biyela ngesangqa zonke:

iinkozo ze-5c



iinkozo ze-10c



iinkozo ze-20c



Biyela ngesangqa zonke:

ii-R10 ezingamaphepha



Biyela ngesangqa zonke:

ii-R20 ezingamaphepha





Biyela ngesangqa kumqolo ngamnye imali eziinkozo eza kwenza ama-20c.



Biyela ngesangqa kumqolo ngamnye imali engamaphepha eza kwenza ama-R20.



Teacher:
Sign:

Date:






Imali netshintshi

Zoba imali eziinkozo eza kunika esi sixa:

a.

10c



5c

b.

20c

Blank area for problem b.

c.

15c

Blank area for problem c.







Dibanisa iinkozo. Faka umbala kwimpendulo echanekileyo.


	10c	15c	20c
	10c	15c	20c
	10c	15c	20c




Ndinoku kwibhanka yam yehagu. Ndingathenga ntoni ngayo?
Zoba okanye ncamathelisa umfanekiso eblokweni.

 R1

 R2

 R5

 R10



Teacher:
Sign:
Date:



Okunye ngemali netshintshi





Thatha ukhozo olunye lwe-5c. Kushiyeke malini?



5c



Kushiyeke malini?

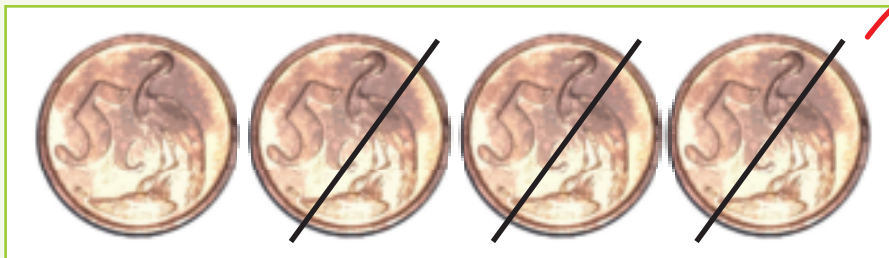





Kushiyeke malini? Tshatisa oku kulandelayo.




5c



20c



15c



10c



Teacher:
Sign:
Date:



Imilo, ukuma nendawo

Funa imilo emile ngokufanayo yaze yama ngokufanayo neyaleyo ikwibhokisi esekuqaleni uze uyibijele.





Biyela ngesangqa iimpendulo ezichanekileyo.

1	2	3	4	5

Sesiphi isilwanyana esingaphambi kwendlovu?

Sesiphi isilwanyana esisemva kwenja?

Sesiphi isilwanyana esiphakathi kweqwarha nenja?

Ukubainja iya phambili, sesiphi isilwanyana eza kusigila?

Ukuba indlovu ibuya umva, sesiphi isilwanyana eza kusigila?

Sesiphi isilwanyana esisembindini kulo mqolo?

Sesiphi isilwanyana esisekuqaleni kulo mqolo?

Sesiphi isilwanyana esisekugqibeleni kulo mqolo?



Teacher: _____
 Day: _____
 Date: _____




Iipatheni ezinemilo yejometri

Yandisa ipatheni ngemilo enye ngaphezulu.

Zenzele eyakho ipatheni ngeemilo ozinikiweyo.





Teacher: _____
 Day: _____
 Date: _____

Imilo ezinemilinganiselo emi - 2 (2D)
nezinto ezinemilinganiselo emi - 3 (3D)

Faka imibala kwiimilo.

Faka umbala obomvu kwizikwere



Faka umbala ozuba kwizangqa



Faka umbala oluhlaza koonxantathu



Faka umbala omthubi kwiityhubhu



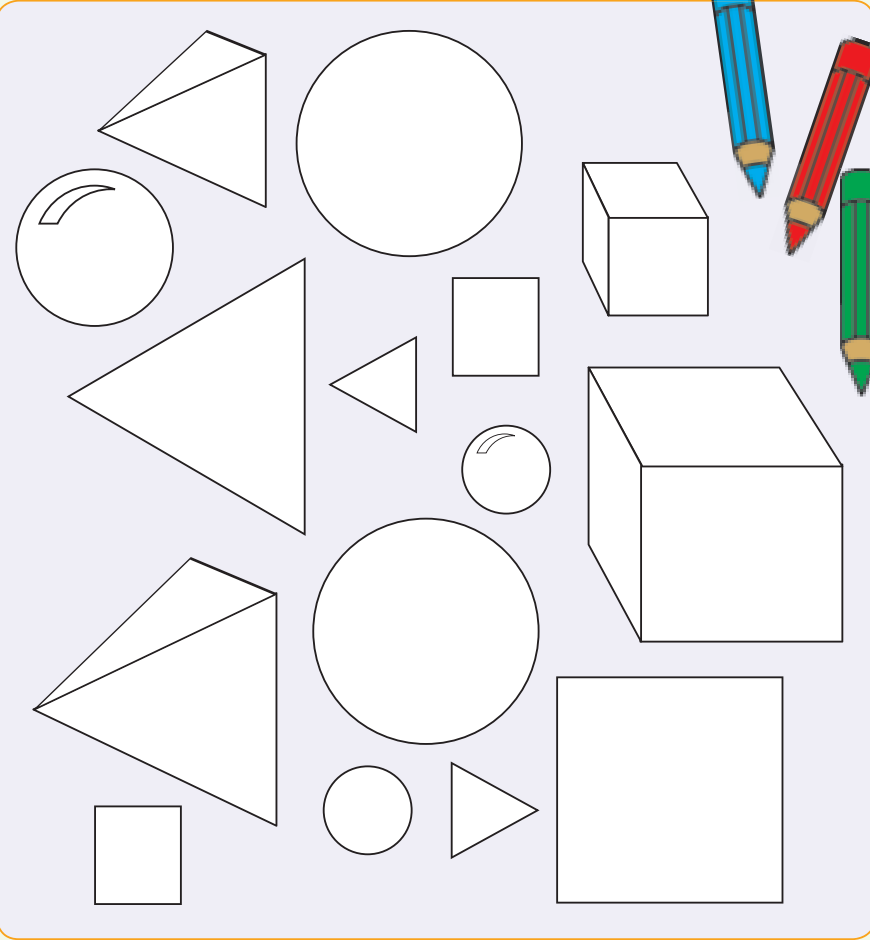
Faka umbala omsobo kwiingqokumba



Faka umbala o-orenji kwizinto ezithe



tyaba



Imilo nezinto eziqinileyo

Faka imilo kwisangqa.



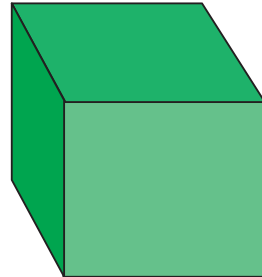


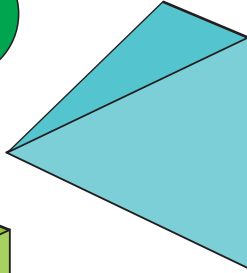

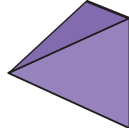

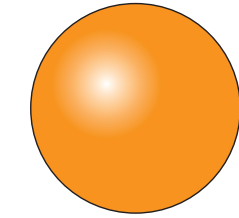
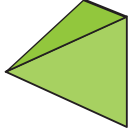
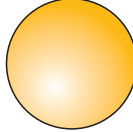
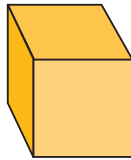


Faka oku kwisangqa esibomvu




Faka oku kwisangqa esizuba



Faka oku kwisangqa esiluhlaza








Teacher: _____
Sign: _____
Date: _____

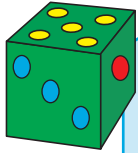


Shapes:

Cut out the shapes on the dotted lines. Now use them to do the worksheets in your book. Remember to keep them safe so that you can use them over and over again.

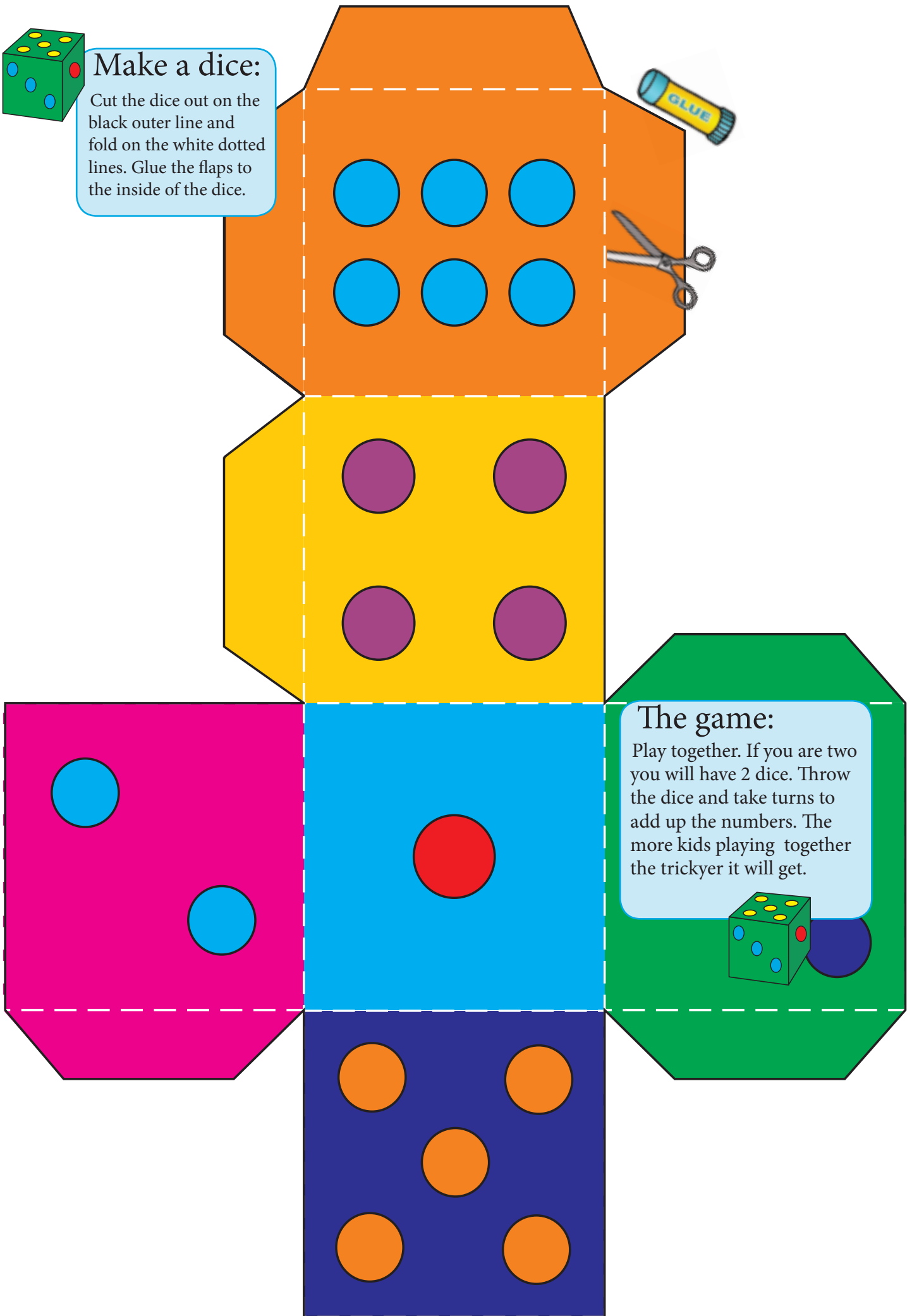







Make a dice:

Cut the dice out on the black outer line and fold on the white dotted lines. Glue the flaps to the inside of the dice.



The game:

Play together. If you are two you will have 2 dice. Throw the dice and take turns to add up the numbers. The more kids playing together the trickier it will get.



Use these cut outs numbers to complete the number board.



20	40
10	60
90	80
50	30
100	70