

**Ukufunda ngomthethosisekelo waseNingizimu Afrika (1996)**

Umthethosisekelo waseNingizimu Afrika (1996) uqukethe imithetho ephakeme kunayo yonke yezwe. Le mithetho ingaphezulu kukaMongameli, ingaphezulu kwezinkantolo futhi ingaphezulu kukaHulumeni.

Uchaza indlela okufanele abantu baphathane ngayo ezweni labo, nokuthi ayini amalungelo abo nemisebenzi yabo komunye nomunye. Umthethosisekelo wezwe wenzelwe ukuthi usivikele thina sonke kanye nekusasa lezingane zethu.

**Masiyazi imvelaphi yethu.**

**Masingawaphindi amaphutha enzeka enkathini eyedlule.**

**Umthethosisekelo uyasisiza ukuba sibe nesithombe futhi sakhe ikusasa elingcono lethu sonke.**

Thina, Bantu baseNingizimu Afrika –  
Siyakukhumbula ukucekelwa phansi kwamalungelo okwenzeka eminyakeni eyadlula;  
Sibungaza labo abahluphekela ubulungiswa nenkululeko kulo mhlaba wethu;  
Sihlonipha labo abasebenzele ukwakha nokuthuthukisa izwe lethu;  
Futhi sikholelwa ekuthini iNingizimu Afrika ingeyabo bonke abahlala kuyo, sibumbene nakuba singefani.

Ngakho-ke, ngabameleli bethu esibakhethe ngokukhululeka, samukela lo Mthethosisekelo njengomthetho-ngqangi wezwe lethu, ukuze—

Silungise ukwehlukana kwesikhathi esedlule bese sakha umphakathi owesekelwe yinkolelo yenqubo yentando yeningi, ubulungiswa emphakathini, kanye namalungelo obuntu;  
Sibeke isesekelo sokwakha umphakathi oqhuba ngendlela yentando yeningi; futhi ovulekile, lapho uHulumeni akhelwe khona phezu kwentando yabantu futhi lapho zonke izakhamuzi zivikelwe ngumthetho ngendlela efanayo;  
Sithuthukise izinga lokuphila lazo zonke izakhamuzi futhi sikhulule amakhono omuntu ngamunye; futhi—

Sakhe iNingizimu Afrika ebumbene futhi eqhuba ngenqubo yentando yeningi ekwazi ukuthatha indawo yayo efanele njengezwe elizimele emazweni ngamazwe.

**Yazisa ilungelo lakho njengesakhamuzi saseNingizimu Afrika uzimisele ukuvikela amalungelo abanye.**

**Yazi Umqulu wamalunge kanye Nomqulu wezinto ezidinga ukwenziwa.**

*Sengathi uNkulunkulu angabavikela abantu bakithi.  
Nkosi Sikelel' iAfrika. Morena boloka setjhaba sa heso.  
God seën Suid-Afrika. God bless South Africa.  
Mudzimu fhatutshedza Afurika. Hosi katekisa Afrika.*



**MATHEMATICS IN ISIZULU  
GRADE 1 – BOOK 1  
TERMS 1 & 2  
ISBN 978-1-920458-85-0  
THIS BOOK MAY NOT BE SOLD.  
14th Edition**



IZIBALO NGESIZULU – Ibanga loku - I Incwadi yoku - I

ISBN 978-1-920458-85-0

Ibuyekeziwe -  
Ihambisana  
ne-CAPS

Ibanga  
loku-

Igama:

Iklasi:



**basic education**  
Department:  
Basic Education  
REPUBLIC OF SOUTH AFRICA

**IZIBALO NGESIZULU**

Incwadi  
yoku - I  
Ithemul & 2

# Okuqukethwe

Ino.	Isihloko	Ikhasi
1	Ukubuyekeza: Ukuthola nokuqondanisa	2
2	Ukubuyekeza: Ukuhlela imibala nokubhala phezu kwamaphethini	4
3	Ukubuyekeza: imibala namaphethini	6
4	Ukubuyekeza: Ukuhlela imibala nokubhala phezu kwamaphethini	8
5	Ukubuyekeza: Thola bese ubala	10
6	Ukubuyekeza: Izikhundla	12
7	Ukubuyekeza: Isikhathi	14
8	Ukubuyekeza: Izimo ubungako kanye nemibala	16
9	Kunye	18
10	Kubili	20
11	Kuthathu	22
12a	Ubude nesikhundla	24
12b	Ubude	26
13	Qhathanisa izinombolo 1-3	28
14	Kune	30
15	Hlanganisa uphinde ususe uze ufinyelele koku-4	32
16	Isikhathi	34
17	Kuhlanu	36
18	Buyekeza izinombolo usuke koku-1 uye koku-5	38
19	Hlanganisa ufinyelele koku-5	40
20	Susa koku-5 bese uhlanganisa ufinyelele koku-5	42
21	Hlanganisa uphinde ususe uze ufinyelele koku-5	44
22	Ukuhlanganisa nokususa phakathi koku-1 noku-5	46
23	Amabhola namabhokisi	48
24a	Esokunxele nesokudla	50
24b	Inkomba	52
25	Ukwakha nokuhlakaza izinombolo	54
26	Ukuhlanganisa nokuphinda kabili	56
27	Okukhulu kakhudlwana nokuncane kakhudlwana	58
28	Hlela lezi zinto	60
29	Masihlukaniselane ngokulinganayo	62
30	Ukuhlukaniselana kanye nokwakha amaqembu	64
31	Ukwakha izinto	66
32	Ukusho isikhathi	68

Ino.	Isihloko	Ikhasi
33	Yisithupha	70
34	Yisikhombisa	72
35	Yisishiyagalombili	74
36	Yisishiyagalolunye	76
37	Kugcwele noma akunalutho	78
38	Yishumi	80
39	Izinombolo ezisuka kwe-1 kuya e-10	82
40	Okuqukethwe nomthamo	84
41	Izinombolo ezisuka kwe-1 kuya e-10	86
42	Okuningi, okulinganayo nokuncane	88
43	Ukuhlanganisa	90
44	Ukuqoqa nokuhlela	92
45	Ukuhlanganisa kuze kufinyelele e-10: ukubala kuqhutshekwe	94
46	Ukuhlanganisa: ukwakha nokuhlakaza kuya e-10	96
47	Ukuphinda kabili kanye nokuhhafula	98
48a	Izimo	100
48b	Kuyaqhutshekwa ngezimo eziwonhlangothi-mbili	102
49	Amaqoqo okubili kuya e-10	104
50	Ukuhlanganisa okuphindekayo okusukela kokubili kuya e-10	106
51	Amaphethini ama-2 kuya ema-20	108
52	Amaqoqo anezinto ezi-3 kuze kufinyelele e-10	110
53	Ukuhlanganisa okusukela koku-3 kuya e-10	112
54	Amaqoqo anezinto ezi-4 kuze kufinyelele e-10	114
55	Ukuhlanganisa okuphindekayo okusukela koku-4 kuya e-10	116
56	Amaqoqo anezinto ezi-5 kuze kufinyelele e-10	118
57	Ukuhlanganisa okuphindekayo okusukela koku-5 kuya e-10	120
58	Amaphethini oku-5 kuze kufinyelele kokungama-20	122
59	Amaphethini amashumi	124
60a	Izinombolo nemali	126
60b	Izinombolo nemali (Kuyaqhutshwa)	128
61	Imali noshintshi	130
62	Imali noshintshi kuyaqhutshwa	132
63	Isimo, ukubukeka kanye nesikhundla	134
64a	Amaphethini ezimo zezibalo	136
64b	Izimo ezingonhlangothi-mbili nezinto ezingonhlangothi-ntathu	138



UNK Angie Motshekga,  
uNgqongqoshe weMfundo  
Eyisisekelo



UDkt Reginah Mhaule, iSekela  
loMnyango weMfundo  
Eyisisekelo

Lezi zincwadi zokusebenzela zenzelwe abantwana baseNingizimu Afrika ngaphansi kwesandla sikaNgqongqoshe weMfundo Eyisisekelo, uNkk Angie Motshekga, neSekela likaNgqongqoshe weMfundo Eyisisekelo uDkt Reginah Mhaule.

Lezi zincwadi ezibizwa ngeRainbow Workbooks ziyingxenye yoMnyango weMfundo Eyisisekelo lapho uMnyango uzama khona ukungenelela ukuze kuthuthukiswe imfundo yabantwana bamabanga asuka kwelokuqala kuya kwelesithupha eNingizimu Afrika. UMnyango weZimali uxhase lo mkhankaso kaHulumeni njengento yokugala uHulumeni azibekele yona ukuthi ayisukumele. Uxhaso loMnyango weZimali lusize uMnyango wezeMfundo ukuthi ukwazi ukukhiqiza uphinde usabalalise ngaphandle kwenkokhelo lezi zincwadi zokusebenzela ngazo zonke izilimi zaseNingizimu Afrika ezisemthethweni.

Sinethemba lokuthi othisha bazozithanda basebenze kangcono ngazo lezi zincwadi ekufundiseni kwabo kwansuku zonke, baphinde bathole futhi isiqiniseko sokuthi abafundi babo bafundiswa konke abamelwe ukufundiswa khona njengoba kuvela kusilabhasi yabo. Sizamile ukuqiniseka ukuthi sifaka izithonjana (ama-icon) emisebenzini yokwenziwa ukuze uthisha akuthole kulula ukuyilandela nokuqonda ukuthi umfundi yini alindeleke ukuyenza.

Sinethemba futhi lokuthi abantwana uqobo lwabo bazokujabulela ukusebenzisa lezi zincwadi ekukhuleni kwabo bakhule nolwazi ezilukethe, bese kuthi wena njengothisha wabo uthokoze kanye nabo ekugcineni.

Sifisela wena nomfundi omfundisayo impumelelo ngenkathi usebenzisa lezi zincwadi.



Ibanga  
loku-



NGESIZULU




Le ncwadi ngeka-:

ISIZULU

Incwadi  
yoku-





# Ukubuyekeza: Ukuthola nokuqondanisa



Siza intombazana ukuthi ithole amathoyisi ayo.

QALA


QEDELA





# Ukuqondanisa

Thola isithombe esifana nesisebhokisini lokuqala.



Teacher:  
Sign:  
Date:

## Ukubuyekeza: Ukuhlela imibala nokubhala phezu kwamaphethini









Beka emabhokisini izimo ngokwemibala yazo.

Umugqa ngamunye kumele ufane nombala wesimo sokuqala.

Sizenzile izimo ezibomvu njengesibonelo.

Yisho ukuthi isimo ngasinye simbala muni.

Sebenzisa okusikwayo okusekugcineni kwale ncwadi.






# Amaphethini



Qedela ukudweba phezu kwephethini lenhlanzi.



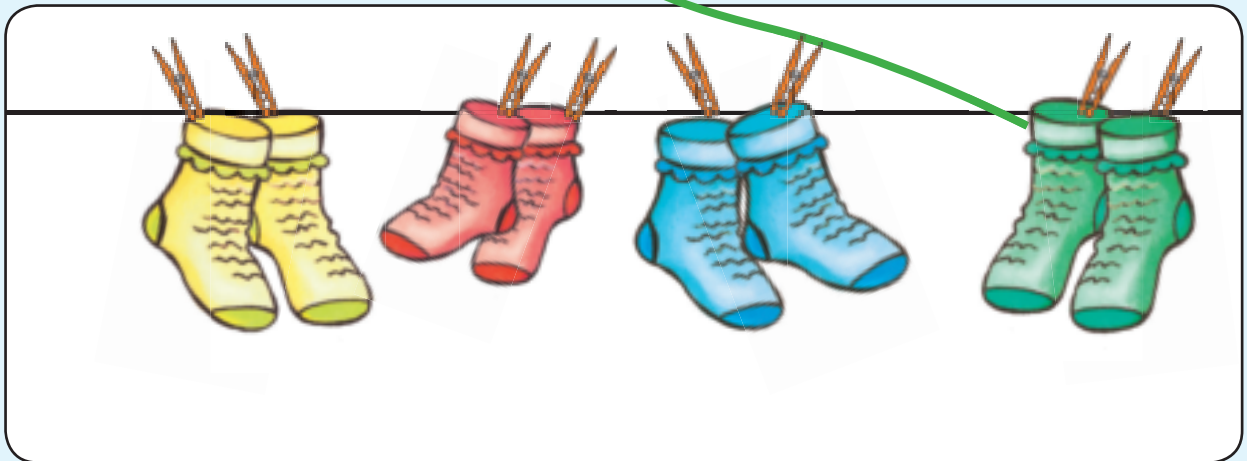

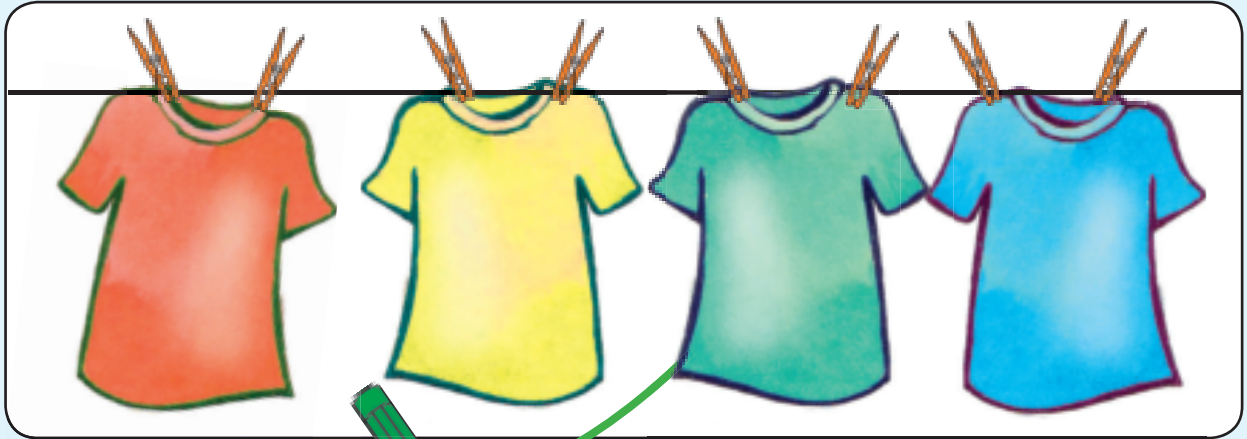
Teacher:  
Sign:  
Date:





## Ukubuyekeza: imibala namaphethini

Dweba umugqa uqondanise izingubo ezinombala ofanayo.





Qala ngokubhala phezu kwemigqa yamachashazi ngomunwe nangekhrayoni noma ngepensela. Kopisha amaphethini amancane aqala kwesokunxele. Iphethini lokuqala lizokusiza.









Teacher: \_\_\_\_\_  
Sign: \_\_\_\_\_  
Date: \_\_\_\_\_




# Ukubuyekeza: Ukuhlela imibala nokubhala phezu kwamaphethini



Sebenzisa okusikwayo okuyiziyingi okusekugcineni encwadini ukubeke kulezi zikhala.

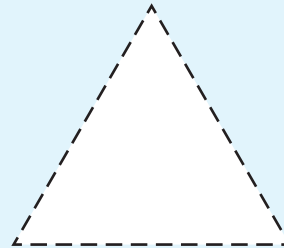
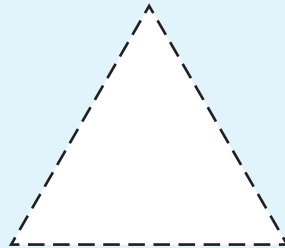
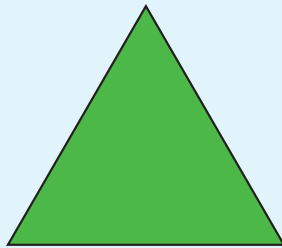


Sebenzisa okusikwayo okuyizikwele ukubeke kulezi zikhala.








Thola okusikwayo okuwonxantathu ukubeke kulezi zikhala.



Sebenzisa okusikwayo okuwonxande ukubeke kulezi zikhala.



Teacher:  
Sign:  
Date:






## Ukubuyekeza: Thola bese ubala

Buka izithombe zezilwane.

Bala uthole isamba sohlobo ngalunye lwesilwane bese udweba isamba samachashazi esifanayo ebhulokhini elifanele ekhasini elilandelayo.

Sikwenzele okwamakati.





Teacher:

Sign:

Date:



11 12 13 14 15 16 17 18 19 20



## Ukubuyekeza: Izikhundla



Kokelezela isilwane emgqeni ukukhombisa ukuthi sisendaweni efanayo nebhulokhi eliluhlaza kuwo lowo mugqa. Sikwenzele okokuqala.




Kokelezela isilwane esimi kanje emgqeni ongezansi.



Kokelezela isilwane esimi kanje emgqeni ongezansi.







Kokelezela isilwane esimi kanje emgqeni ongezansi.





Qala ngokubhala phezu kwamaphethini ngomunwe nangekhrayoni noma ngepensela. Iphethini lokuqala emqeni lizokusiza.



Teacher:  
Sign:  
Date:





## Ukubuyekeza: Isikhathi

Buka izithombe bese usho ukuthi yini ethatha isikhathi eside ukuyenza nokuthi yini ethatha isikhathi esifushane. Thikha (✓) kokuthatha isikhathi eside. Beka uphawu (✗) kokuthatha isikhathi esifushane.



Ukuya ngezinyawo  
esikoleni.



Ukuya ngemoto  
esikoleni.



Ukwenza isemishi.



Ukubhaka ikhekhe.



Ukusebenza  
esikoleni.



Ukudlala umdlalo  
webhola lezinyawo.



Ukupenda indlu.

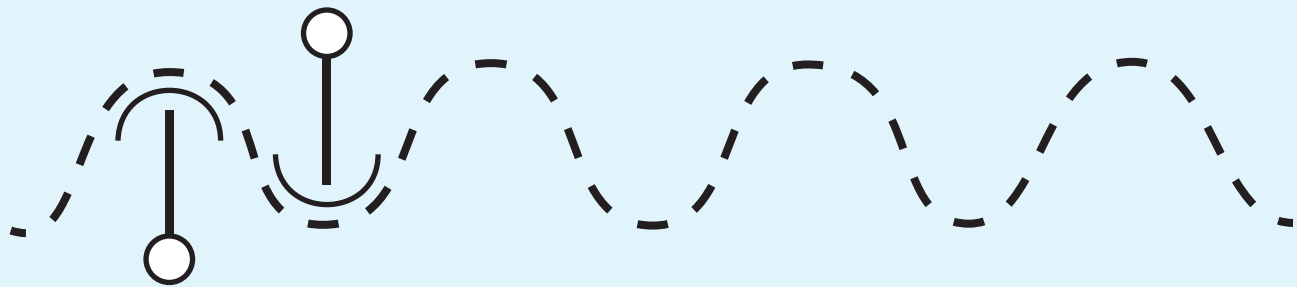





Ukupenda  
isithombe.





Qala ngokubhala ngomunwe phezu kwamaphethini bese ulandelisa ngekhrayoni noma ngepensela. Iphethini lokuqala emgqeni lizokusiza.




Teacher:  
Sign:  
Date:





## Ukubuyekeza: Izimo ubungako kanye nemibala


Kokelezela into ngayinye enkulu kunazo zonke esithombeni.





# Imibala

Kokelezela izinto ezinombala ofanayo nopende osebhekisini lokuqala.



Teacher:  
Sign:  
Date:



9

Ithemu 1



# Kunye

Bhala izinto ezisesithombeni. Dweba umugqa ulandele amachashazi egameni.

Inyosi eyodwa

Intombazana eyodwa

Indlu eyodwa

Ibhola elilodwa



Dweba umugqa ulandele amachashazi enombolweni.



Qondanisa izithombe.

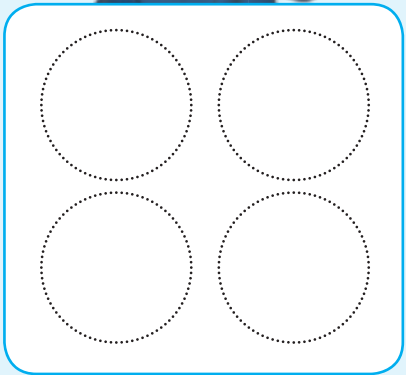
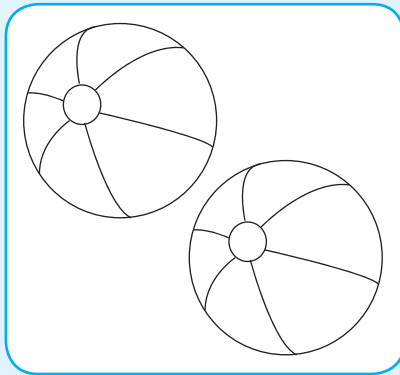



1 2 3 4 5 6 7 8 9 10

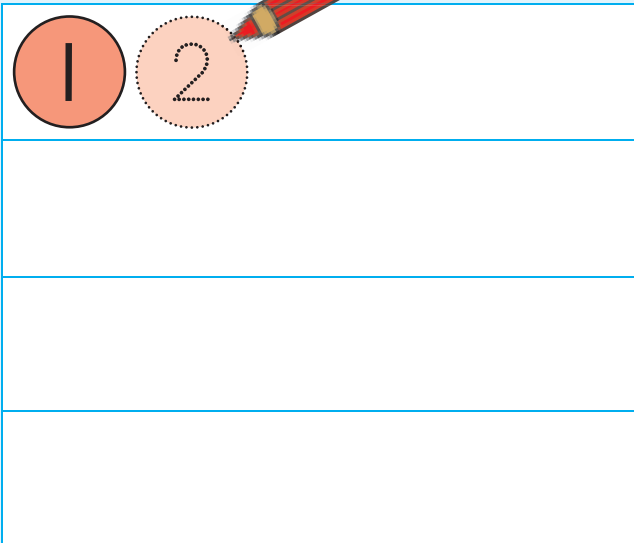
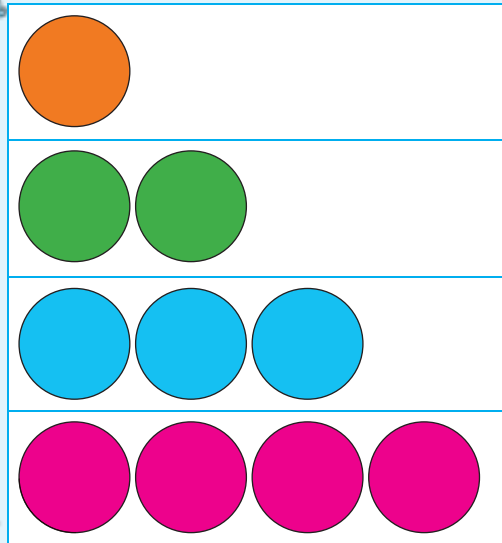





Faka umbala kokukodwa ebhokisini ngalinye.



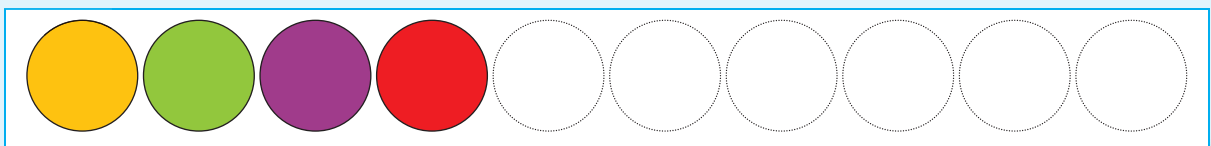
Dweba okunye okukodwa futhi.



Zejwayeze ukubhala le nombolo.



Faka umbala ezindilingeni ngenkathi ubala.



Teacher:  
Sign:  
Date:



## Kubili




Bala izinto ezisesithombeni. Dweba umugqa ulandele amachashazi egameni.

Izihlahla ezimbili

Abafana ababili

Amakhayithi amabili




Izinja ezimbili



Dweba umugqa ulandele amachashazi enombolweni.


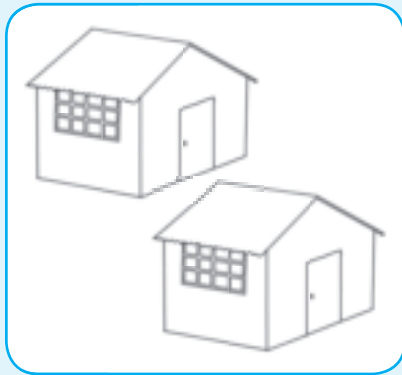


Qondanisa izithombe.

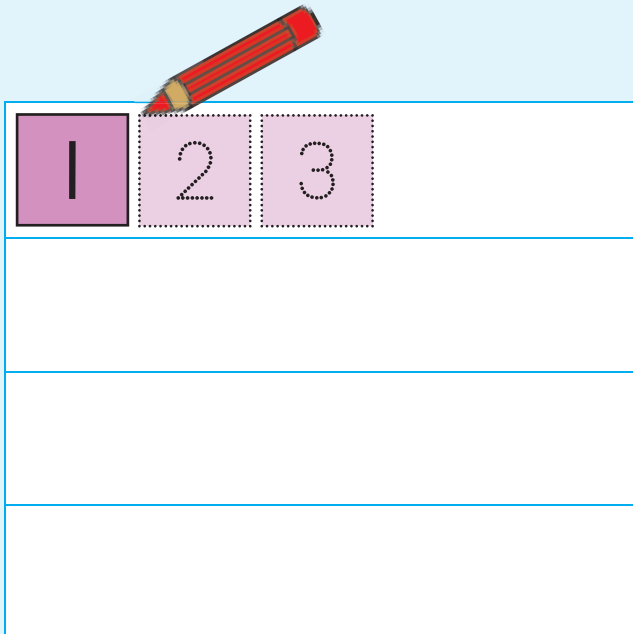





Faka imibala kokubili ebhokisini ngalinye.




Dweba okunye okubili futhi.




Zejwayeze ukubhala le nombolo.



kubili




Faka umbala ezikweleni ngenkathi uzibala.



Teacher:  
Sign:  
Date:





# Kuthathu





Bala izinto ezisesithombeni. Dweba umugqa ulandele amachashazi egameni.

Amadada amathathu

Iminenke emithathu

Izimbali ezintathu

Imiswenya emithathu



Dweba umugqa ulandele amachashazi enombolweni.



Qondanisa izithombe.

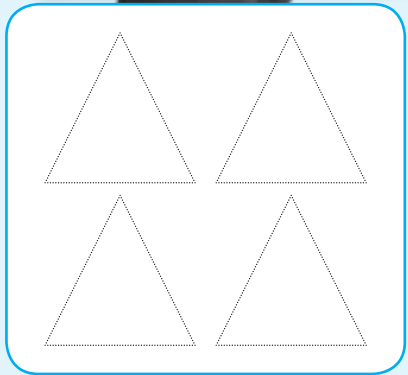

Tracing practice for the number 3. It features a red pencil pointing to a solid red number 3, followed by two columns of seven dotted number 3s for tracing.

Grouping exercise for the number 3. It consists of five boxes: the first contains three triangles (orange, yellow, pink); the second contains three candies; the third contains three ice cream cones; and the fourth contains a dotted number 3.

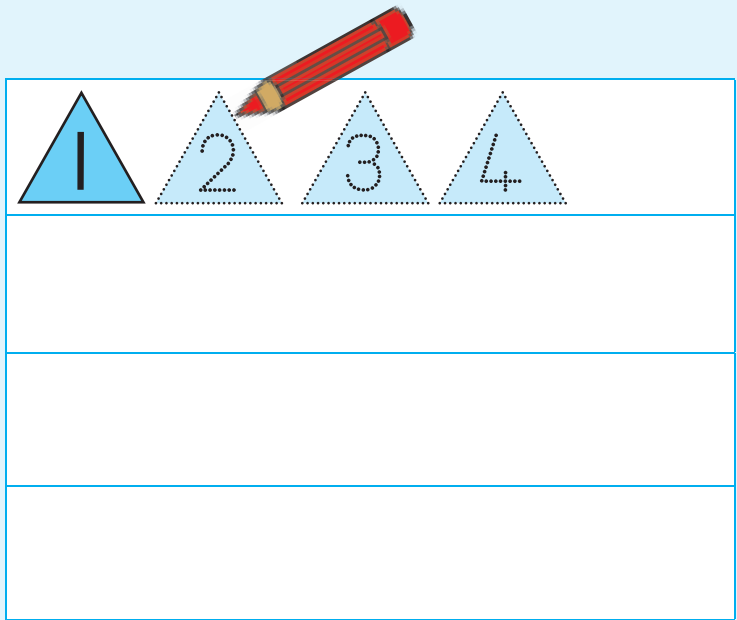
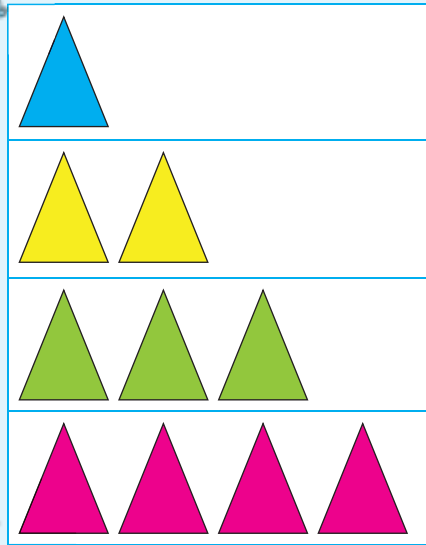
Grouping exercise for the number 3. It consists of five boxes: the first contains a dotted number 3; the second contains three ice cream cones; the third contains three triangles (orange, yellow, pink); and the fourth contains three candies.



Faka imibala kokuthathu ebhokisini ngalinye.



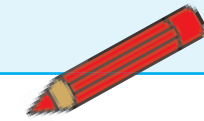
Dweba okunye okuthathu futhi.



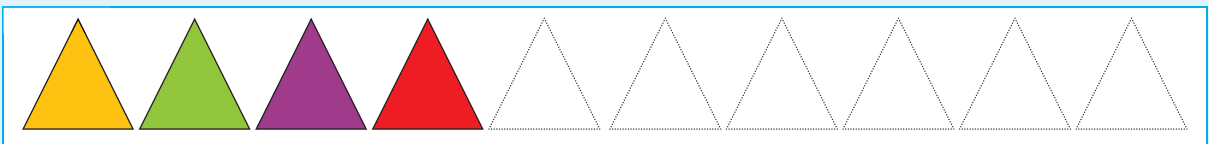
Zejwayeze ukubhala le nombolo.



kuthathu



Faka umbala konxantathu ngenkathi ubala.



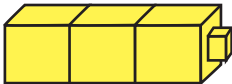
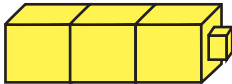
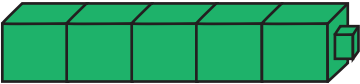



Teacher: \_\_\_\_\_  
Sign: \_\_\_\_\_  
Date: \_\_\_\_\_

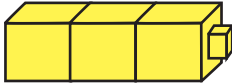


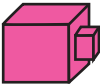
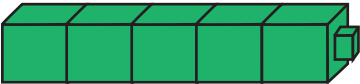
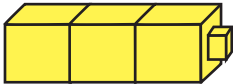
# Ubude nesikhundla



Thikha (✓) isitimela esifushane kunazo zonke.

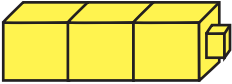


 <input type="checkbox"/>	 <input type="checkbox"/>	 <input type="checkbox"/>
 <input type="checkbox"/>	 <input type="checkbox"/>	 <input type="checkbox"/>

Thikha (✓) isitimela eside kunazo zonke.

 <input type="checkbox"/>	 <input type="checkbox"/>	 <input type="checkbox"/>
 <input type="checkbox"/>	 <input type="checkbox"/>	 <input type="checkbox"/>

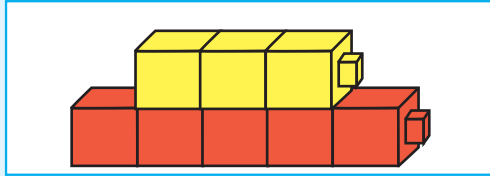


Dweba isitimela eside kakhudlwana.



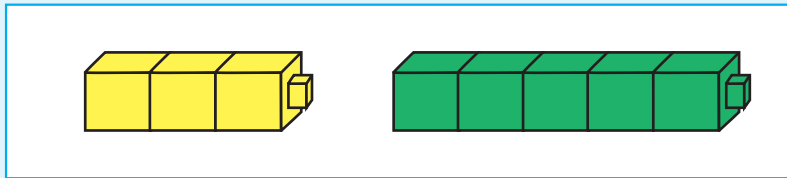
Faka umbala egameni elifanele. Isitimela esifushane:



singaphambili

singaphezulu

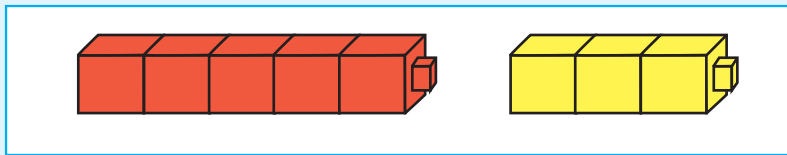
singemuva



singaphambili

singaphezulu

singemuva



singaphambili

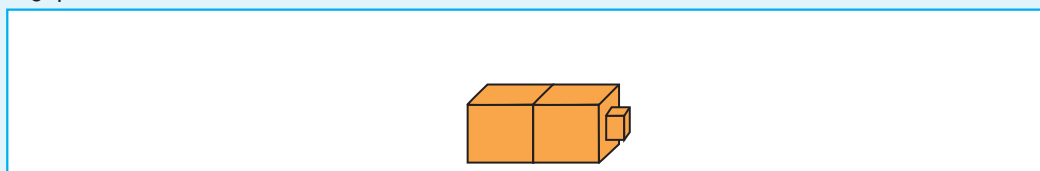
singaphezulu

singemuva




Dweba isitimela eside kakhudlwana.

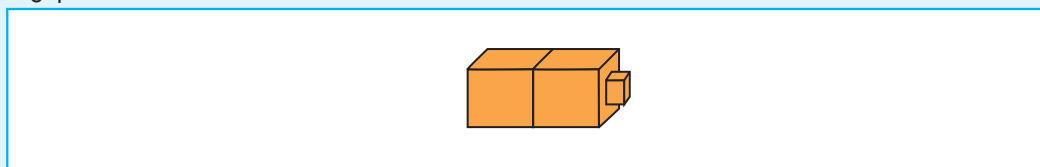
Ngaphezulu



Eduze



Ngaphambili



Teacher:  
Sign:  
Date:





I2b

Ithemu I

# Ubude



Kokelezela okufushanyana esithombeni ngasinye.



Kufushane

Kude





Thikha impendulo efanele.

Thikha okude kunakho konke.

<p>4 3 2 1</p> <p>2</p> <p><input type="checkbox"/> <input type="checkbox"/></p>	<p>3 2 1</p> <p>4</p> <p><input type="checkbox"/> <input type="checkbox"/></p>	<p>2 1</p> <p>3</p> <p><input type="checkbox"/> <input type="checkbox"/></p>
--	--	--

Thikha ipensela elifushane kunawo wonke.


<p><input type="checkbox"/> <input type="checkbox"/></p>	<p><input type="checkbox"/> <input type="checkbox"/></p>	<p><input type="checkbox"/> <input type="checkbox"/></p>
--	--	--

Thikha ikhrayoni elibanzi kakhudlwana.

<p><input type="checkbox"/> <input type="checkbox"/></p>	<p><input type="checkbox"/> <input type="checkbox"/></p>	<p><input type="checkbox"/> <input type="checkbox"/></p>
--	--	--



Dweba: ibhilidi elifushane kakhudlwana kanye neliphakeme kakhudlwana kunelingezansi kwalo.



Dweba umfula obanzi kakhudlwana kanye nomncane kunalo osesithombeni.















Teacher:  
Sign:  
Date:



### Qhathanisa izinombolo 1-3
















Thikha amabhulokhi anenani elilinganayo lezinto.

 <input type="checkbox"/>	 <input type="checkbox"/>	 <input type="checkbox"/>	 <input type="checkbox"/>
 <input type="checkbox"/>	 <input type="checkbox"/>	 <input type="checkbox"/>	 <input type="checkbox"/>
 <input type="checkbox"/>	 <input type="checkbox"/>	 <input type="checkbox"/>	 <input type="checkbox"/>



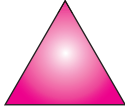

Thikha amabhulokhi anezinto eziningi kunebhulokhi elihlikihliwe.

 <input type="checkbox"/>	 <input type="checkbox"/>	 <input type="checkbox"/>	 <input type="checkbox"/>
 <input type="checkbox"/>	 <input type="checkbox"/>	 <input type="checkbox"/>	 <input type="checkbox"/>
 <input type="checkbox"/>	 <input type="checkbox"/>	 <input type="checkbox"/>	 <input type="checkbox"/>








Kopisha uphinde udwebe esinye isimo ngakwesokudla.






Dweba okuncane ngesimo esisodwa kulezo ezikwesokudla.



Dweba okuncane ngesimo esisodwa kulezi ezikwesokudla.




Bhala phezu kwencane kunazo zombili izinombolo.

		
---	---	---



Teacher: \_\_\_\_\_  
Sign: \_\_\_\_\_  
Date: \_\_\_\_\_





Kune



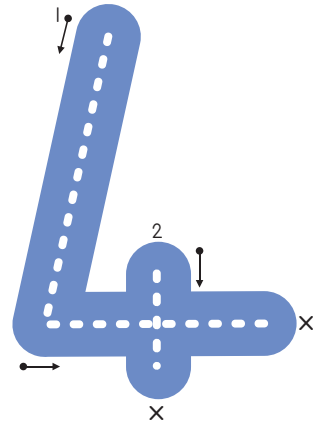

Bala izinto ezisesithombeni. Bhala phezu kwegama lenombolo.

Amakati amane

Izintuthwane ezine

Amakhasi amane

Amabhungane amane



Dweba umugqa ulandele amachashazi enombolweni.



Qondanisa izithombe.

Tracing practice for the number 4. It features a red pencil writing a solid '4' followed by seven rows of three dashed '4's for tracing.


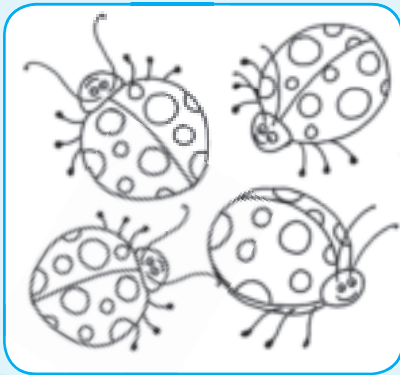
Matching exercise for the number 4. It consists of five rows: 1) A dashed '4' with a dot at the top and a cross at the bottom. 2) A diamond shape divided into four smaller diamonds. 3) Three green leaves. 4) Four green leaves. 5) Four colorful pyramids (yellow, pink, blue, green).

Matching exercise for the number 4. It consists of five rows: 1) Three green leaves. 2) A dashed '4' with a dot at the top and a cross at the bottom. 3) A diamond shape divided into four smaller diamonds. 4) Four colorful pyramids (yellow, pink, blue, green).










Faka umbala kokune ebhokisini ngalinye.

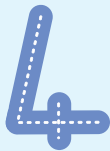


Dweba okunye okune futshi.

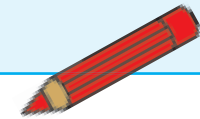
	
	
	
	




Zejwayeze ukubhala le nombolo.



kune



Faka umbala okunezimo zedayimane ngenkathi ukubala.















Teacher:  
Sign:  
Date:









# Hlanganisa uphinde ususe uze ufinyelele koku-4

Qedela lokhu okulandelayo ngokwenza umdwebo:

 noku-  kwenza oku- <input type="text"/>	 noku- <input type="text"/> kwenza oku- 
 noku-  kwenza oku- <input type="text"/>	 noku- <input type="text"/> kwenza oku- 
 noku-  kwenza oku- <input type="text"/>	 noku- <input type="text"/> kwenza oku- 




Zingaki izibali ezisele? Zidwebe.




Dweba ezinye izibali zibe 4.




Bhala umusho wezinombolo walokhu:

	<input type="text" value="4"/>	ususa	<input type="text"/>	kwenza	<input type="text" value="3"/>
	<input type="text"/>	ususa	<input type="text"/>	kwenza	<input type="text"/>
	<input type="text"/>	ususa	<input type="text"/>	kwenza	<input type="text"/>






Hlanganisa lokhu bese ugqwalisa impendulo.



1 nama-2  
kwenza ama-

3




2 nama-2  
kwenza ama-



o-3 no-1  
kwenza o-



esi-1 nezi-3  
kwenza ezi-



esi-2 nezi-2  
kwenza ezi-




Teacher:  
Sign:  
Date:



Isikhathi




Bhala izinombolo usuke koku-1 uye koku-4 emabhulokhini ukukhombisa ukuthi umuntu ukhula kanjani.















Thikha usho ukuthi yikuphi ongakwenza masinya kunokunye.









1
2
3
4
1
2
3
4





Dweba lokho:

a. Okwenze izolo

A large, empty rectangular box with rounded corners, intended for drawing. On the right side of the box, there is a small illustration of a bundle of colorful pencils.

b. Okwenze namuhla

A large, empty rectangular box with rounded corners, intended for drawing. On the right side of the box, there is a small illustration of a bundle of colorful pencils.

c. Ozokwenza kusasa

A large, empty rectangular box with rounded corners, intended for drawing. On the right side of the box, there is a small illustration of a bundle of colorful pencils.

Teacher:  
Sign:  
Date:



# Kuhlanu




Bala izinto ezisesithombeni. Dweba umugqa ulandele amachashazi emagameni.

Amathedi amahlanu

Amaswidi amahlanu

Izinkanyezi ezinhlanu

Imishwe emihlanu



Dweba umugqa ulandele amachashazi enombolweni.





Qondanisa izithombe.

Tracing practice for the number 5. It features a red pencil icon and a grid of 18 dotted number 5s arranged in 6 rows and 3 columns. The first number in the top row is solid red.


Matching exercise for the number 5. It consists of five rows, each containing five items: purple ovals, brown ovals, colorful Easter eggs, brown ovals, and a dotted number 5.

Matching exercise for the number 5. It consists of five rows, each containing five items: colorful Easter eggs, a dotted number 5, brown ovals, brown ovals, and purple ovals.


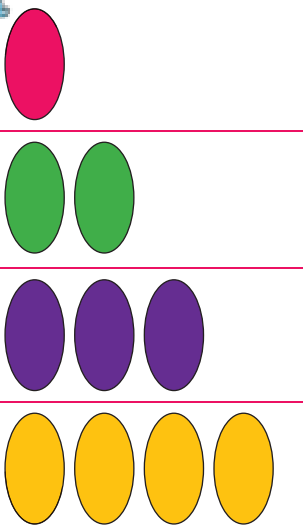




Faka umbala kokuhlanu ebhokisini ngalinye.



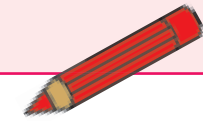
Dweba okunye okuhlanu futhi.



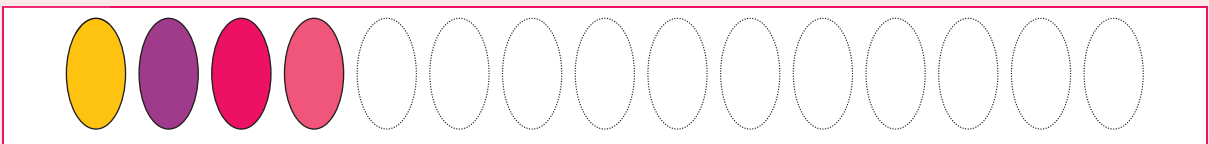
Zejwayeze ukubhala le nombolo.



kuhlanu



Faka umbala kuma-ovali ngenkathi ubala.



Teacher:  
Sign:  
Date:




Buyekeza izinombolo usuke koku-1 uye koku-5

Zejwayeze ukubhala lezi zinombolo.



Kokelezela inani lezinto elifanele.

	1	2	3	4	5	6	7
	1	2	3	4	5	6	7
	1	2	3	4	5	6	7
	1	2	3	4	5	6	7
	1	2	3	4	5	6	7





Bhala igama lenombolo ngayinye.

	1	kunye
	2	kubili
	3	kuthathu
	4	kune
	5	kuhlanu



Teacher:  
Sign:

Date:

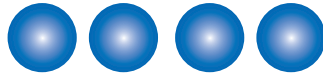




## Hlanganisa ufinyelele koku-5

Hlanganisa ubuhlalu ngokudweba obunye.

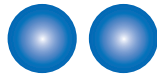
Dweba okunye okukodwa.



Dweba okunye okubili.



Dweba okunye okuthathu..



Bala bese uhlanganisa lokhu uphinde ugcalise impendulo



2

2

Aba-2 naba-2 benza aba-4



nesi-



Ezi-2 nezi-1 zenza ezi-




nezi-

Ezi-3 nezi-2 zenza ezi-




nezi-



Ezi-2 nezi-3 zenza ezi-






Dweba abanye onxantathu. Ubonani?

	okunye oku-1	
	okunye oku-2	
	okunye oku-3	
	okunye oku-4	



Dweba impendulo bese ubhala isamba salokhu okulandelayo:

	noku-		kwenza	
3	noku-	2	kwenza	5
	noku-		kwenza	
	noku-		kwenza	
	noku-		kwenza	
	noku-		kwenza	



Teacher:  
Sign:  
Date:





Susa koku-5 bese uhlanganisa ufinyelele koku-5

Dweba okuncane.

	kuncane ngoku-1	
	kuncane ngoku-2	
	kuncane ngoku-3	
	kuncane ngoku-4	

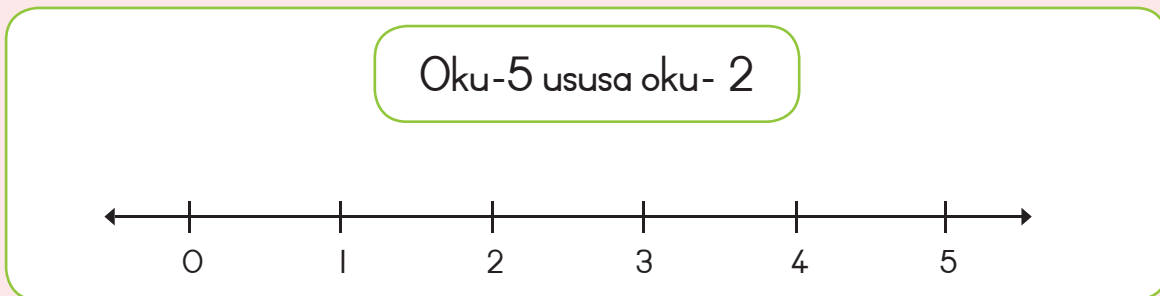
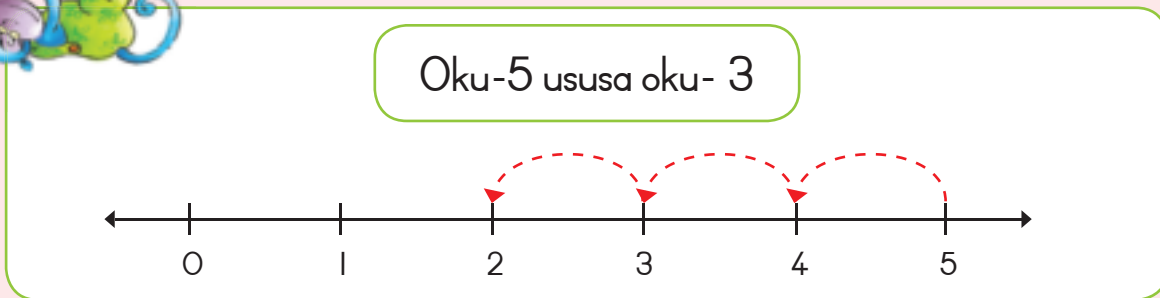


Bhala isibalo salokhu:

	5	ususa oku-	1	kusala oku-	4
		ususa oku-		kusala oku-	
		ususa oku-		kusala oku-	



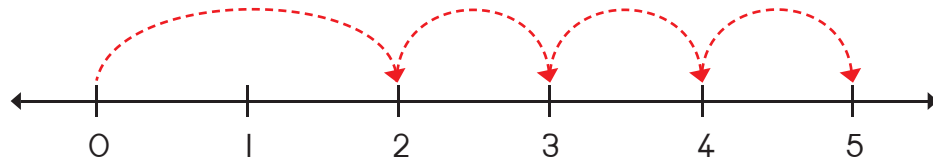
Susa ube ubala uhlehla.





Hlanganisa ngokubala uqhubeke.

Oku-2 uhlanganisa noku-3

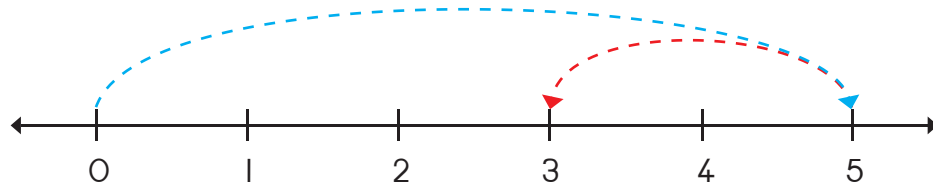


Oku-1 uhlanganisa noku-4



Khombisa lesi sibalo emgqeni wezinombolo.

Oku-5 ususa oku-2



Oku-5 ususa oku-4




Teacher:  
Sign:  
Date:






Hlanganisa uphinde ususe uze ufinyelele koku-5


Qedela lokhu okulandelayo:




nama-





kunginika ezi-




nezi-




kunginika ezi-



nezi-




kunginika ezi-



Qedela lokhu okulandelayo:




nezi-



kunginika ezi-




neli-



kunginika ama-



nama-





kunginika ama-


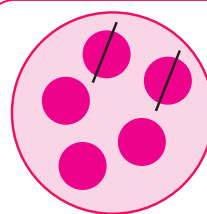






Dweba amanye ama-aphula aze abe ma-5.



Bungaki ubuhlalu obusele? Budwebe.



Izinkinga zamagama.

Uthisha umzali wakho uzokufundela ozodinga ukukudweba ukuxazulula lokhu.

ULisa ubenamapheya amabili. UMusa wamnika elilodwa. Mangaki amapheya anawo?

ULisa ubenamapheya amane. UMusa wanika uSilo amabili. Mangaki amapheya anawo manje?



Teacher:

Sign:

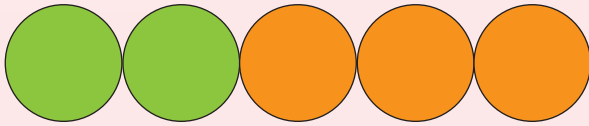
Date:



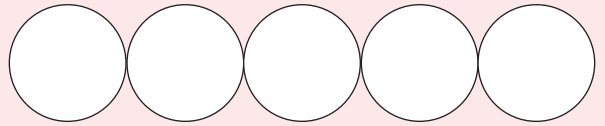
Ukuhlanganisa nokususa phakathi koku-1 noku- 5



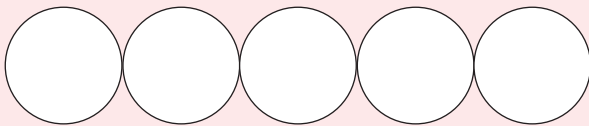
Faka umbala ebuhlalwini.



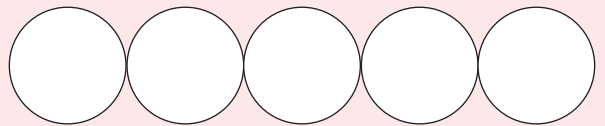
oku-2 noku-3 kwenza oku-5



oku-1 noku-4 kwenza oku-5



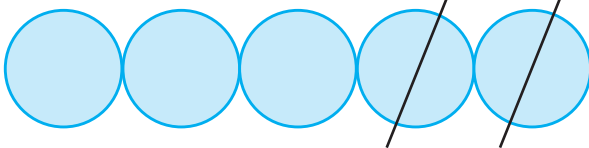
oku-3 noku-2 kwenza oku-5



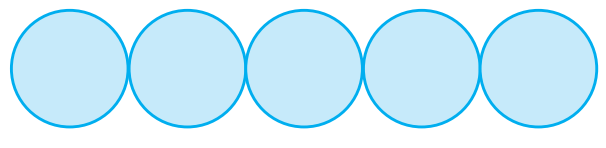
oku-4 noku-1 kwenza oku-5



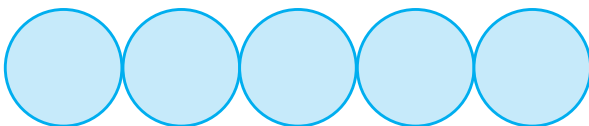
Dweba umugqa phezu kobuhlalu ukhombise ukuthi:



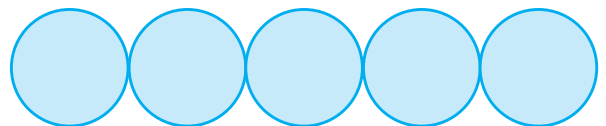
oku-5 ususa oku- 2 kwenza oku- 3



oku-5 ususa oku- 1 kwenza oku- 4



oku-5 ususa oku- 3 kwenza oku- 2



oku-5 ususa oku- 4 kwenza oku- 1





Faka umbala kulobu buhlalu. Siza isele likhombise lokhu ngomugqa wezinombolo:

oku-2 noku-3 kwenza

oku-3 noku-2 kwenza

Oku-1 noku-4 kwenza

Oku-4 noku-1 kwenza



Dweba umugqa phezu kobuhlalu obususile bese ukhombisa okwenzile ngomugqa wezinombolo.

oku-5 ususa oku- 3

oku-5 ususa oku- 2

oku-5 ususa oku- 1

oku-5 ususa oku- 4





Teacher:  
Sign:  
Date:





## Amabhola namabhokisi

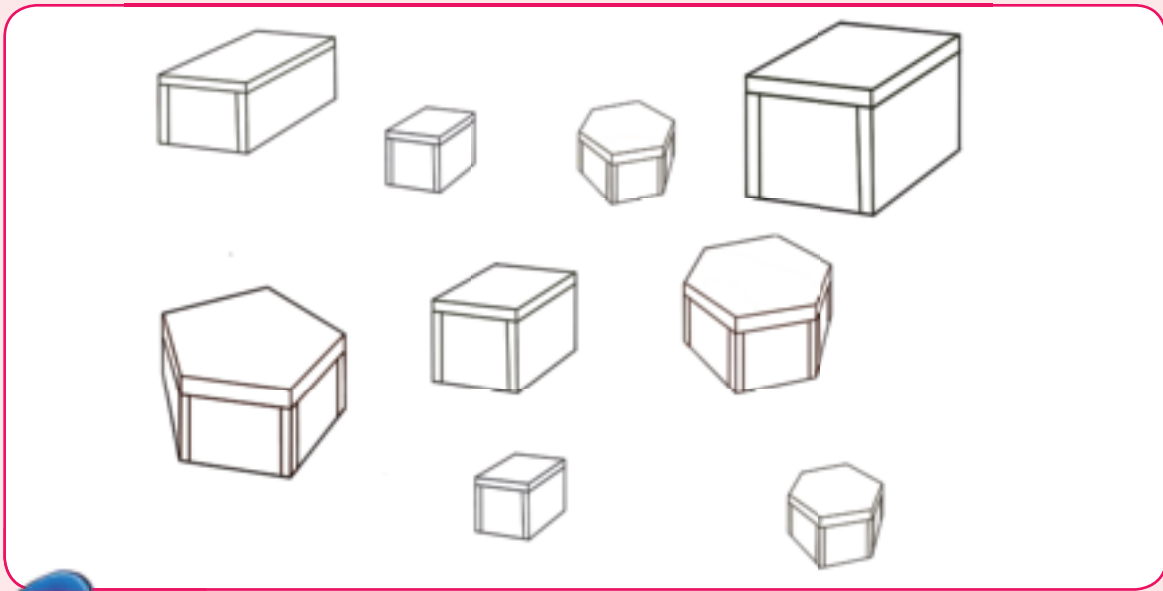
Yisiphi kulezi zithombe esifana namabhokisi?  
Faka uphawu esikweleni.  
Yisiphi kulezi zithombe esifana namabhola?  
Faka uphawu esiyingini.





Faka umbala kukho konke lokhu:

- amabhokisi amancane namabhola abe bomvu.
- amabhokisi amakhulu namabhola abe luhlaza.



Bhala phezu kwamagama.

ibhokisi

ibhola



Teacher:  
Sign:  
Date:





## Esokunxele nesokudla

Isandla sokunxele

Isandla sokudla

	Esokunxele	Esokudla		Esokunxele	Esokudla
Isihlahla siphezu kwa-	<input type="checkbox"/>	<input type="checkbox"/>	Inja iphezu kwa-	<input type="checkbox"/>	<input type="checkbox"/>
Imoto iphezu kwa-	<input type="checkbox"/>	<input type="checkbox"/>	Imvu iphezu kwa-	<input type="checkbox"/>	<input type="checkbox"/>
Indlu iphezu kwa-	<input type="checkbox"/>	<input type="checkbox"/>	Indlu iphezu kwa-	<input type="checkbox"/>	<input type="checkbox"/>
Inyoni iphezu kwa-	<input type="checkbox"/>	<input type="checkbox"/>	Isikole siphezu kwa-	<input type="checkbox"/>	<input type="checkbox"/>
Isidleke siphezu kwa-	<input type="checkbox"/>	<input type="checkbox"/>	Imbali iphezu kwa-	<input type="checkbox"/>	<input type="checkbox"/>





Kokelezela isandla sakhe sokunxele.  
 Kokelezela unyawo lwakhe lwesokudla.  
 Yima njengalo mfana ukhombise isandla sakho sokunxele.

Esokudla

Esokunxele



Kokelezela isandla sakhe sokunxele.  
 Kokelezela unyawo lwakhe lwesokunxele.  
 Yima njengale ntombazana ukhombise isandla sakho sokunxele.

Esokudla

Esokunxele



Bala uphinde ubhale inani lamachashazi ebhokisini ngalinye.

Three orange dots  
 3

Five blue dots

Two red dots

Four green dots



Teacher: \_\_\_\_\_  
 Sign: \_\_\_\_\_  
 Date: \_\_\_\_\_





# Inkomba

Siza unogwaja ukuthi athole amakherothi. Kungabe kufanele gjikele kwesokunxele noma kwesokudla?


esokunxele	esokudla
✓	

esokunxele	esokudla

esokunxele	esokudla

esokunxele	esokudla

esokunxele	esokudla





Faka umbala egameni elihambisana nomcibishilo.


	phezulu	kwesokunxele	ngezansi	kwesokudla
	phezulu	kwesokunxele	ngezansi	kwesokudla
	phezulu	kwesokunxele	ngezansi	kwesokudla
	phezulu	kwesokunxele	ngezansi	kwesokudla



Kokelezela umcibisholo ofanele ohambisana nowokuqala emgqeni.






Teacher:  
Sign:  
Date:






## Ukwakha nokuhlakaza izinombolo

Gcwalisa izinombolo ezifanele ebhulokhini ngalinye.

oku-  noku-  kwenza oku- noku-  noku-  kwenza noku-  noku-  kwenza noku-  noku-  kwenza noku-  noku-  kwenza noku-  noku-  kwenza noku-  noku-  kwenza noku-  noku-  kwenza



Zama lokhu.



noku-  noku-  kwenza



noku-  noku-  kwenza




noku-  noku-  kwenza



noku-  noku-  kwenza



noku-  noku-  kwenza



noku-  noku-  kwenza



Teacher:  
Sign:


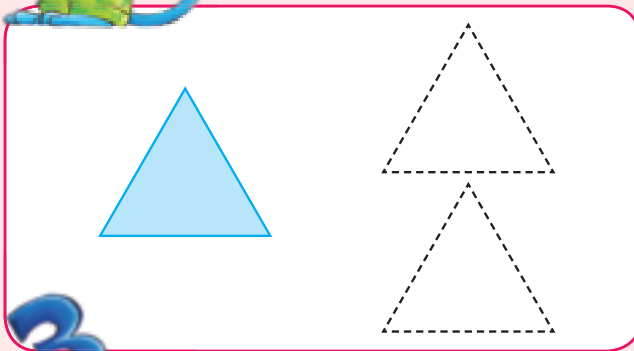
Date:

# Ukuhlanganisa nokuphinda kabili

Phinda kabili amachashazi emaphikweni.




Phinda kabili izimo.



Dweba bese ugqwalisa ngezinombolo.




Ukuphinda kabili  kwenza  Ukuphinda kabili oku-  kwenza

Ukuphinda kabili  kwenza  Ukuphinda kabili oku-  kwenza





Dweba bese ugwalisa ngezombolo

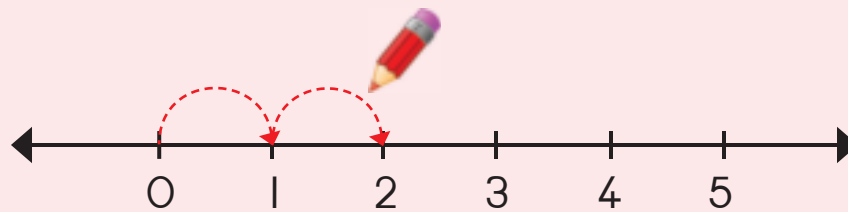
Ukuphinda kabili  kwenza   Ukuphinda kabili  kwenza   
 noku-  kwenza

Ukuphinda kabili   kwenza  Ukuphinda kabili oku-  kwenza   
 noku-  kwenza

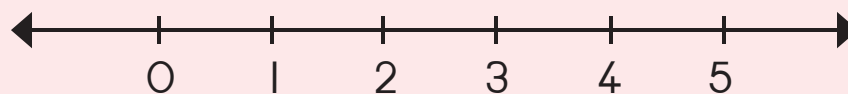


Khombisa lokhu emgqeni wezinombolo.


Ukuphinda kabili oku-1 kwenza oku-



Ukuphinda kabili oku-2 kwenza oku-





Teacher: \_\_\_\_\_  
Sign: \_\_\_\_\_  
Date: \_\_\_\_\_





# Okukhulu kakhudlwana nokuncane kakhudlwana

- Kokelezela isilwane esikhulu kunazo zonke.
- Dweba isikwele ukokelezele isilwane esincane kunazo zonke ebhokisini.




Kokelezela okuncane kakhulu kulokhu okungenhla.





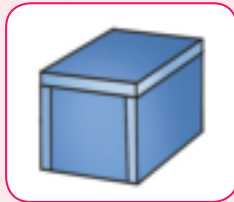
Dweba ibhola elikhulu kunaleli.



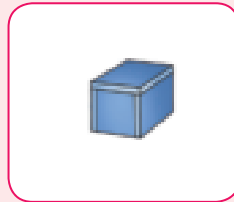
Dweba ibhola elikhulu kunaleli.



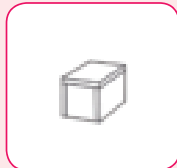
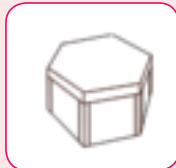
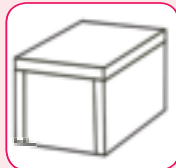

Dweba ibhokisi elincane kunaleli.



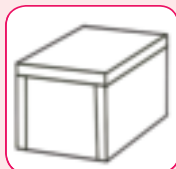
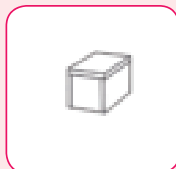
Dweba ibhokisi elikhulu kunaleli.



Faka umbala ebhokisini nasebholeni elincane kunawo wonke.



Faka umbala ebholeni nasebhokisini elikhulu kunawo wonke.



Teacher:  
Sign:  
Date:




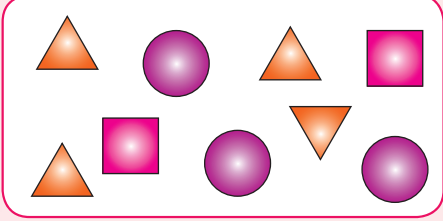
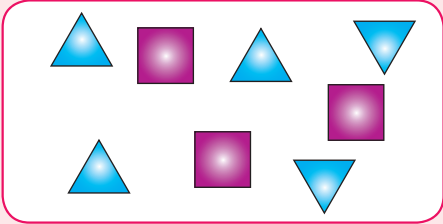
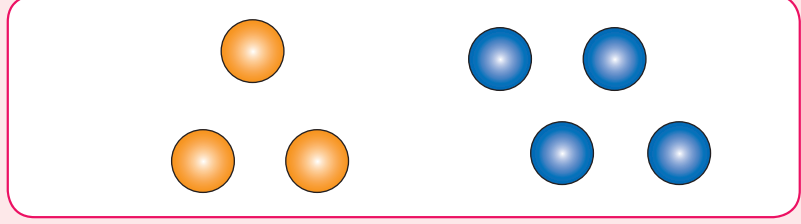
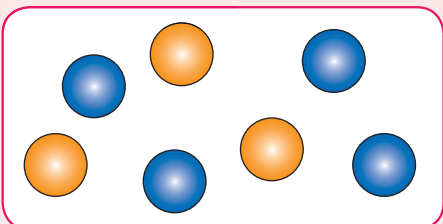


# Hlela lezi zinto

Qondanisa izinto ezihleliwe nesithombe.


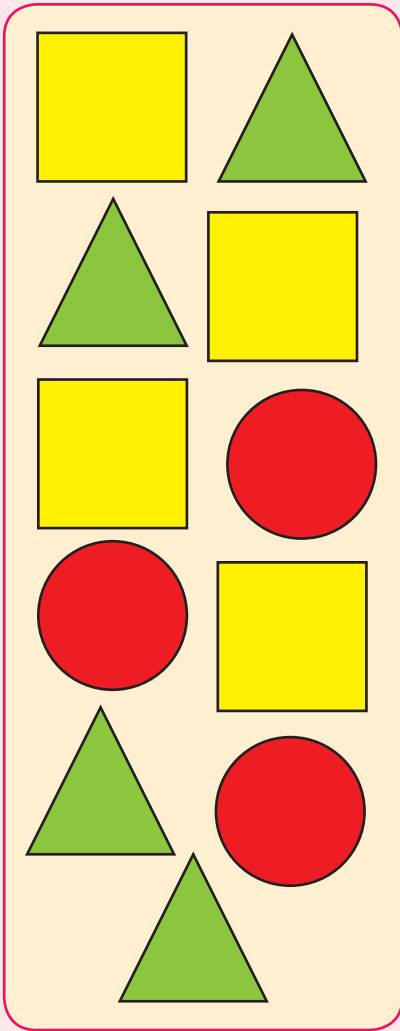


Hlela ngokwenza umdwebo walokhu ngakunye.





Bala inani lezimo ezahluhahlukene ebhulokhini. Dweba bese ufaka umbala enanini elifanayo lezimo ezikugrafu bese ubhala isamba ngasinye ezansi.




Teacher:  
Sign:  
Date:





## Masihlukaniselane ngokulinganayo

Bala amawolintshi, ubhanana nama-aphula bese ubhala amanani ebhokisini.



4

Amawolintshi



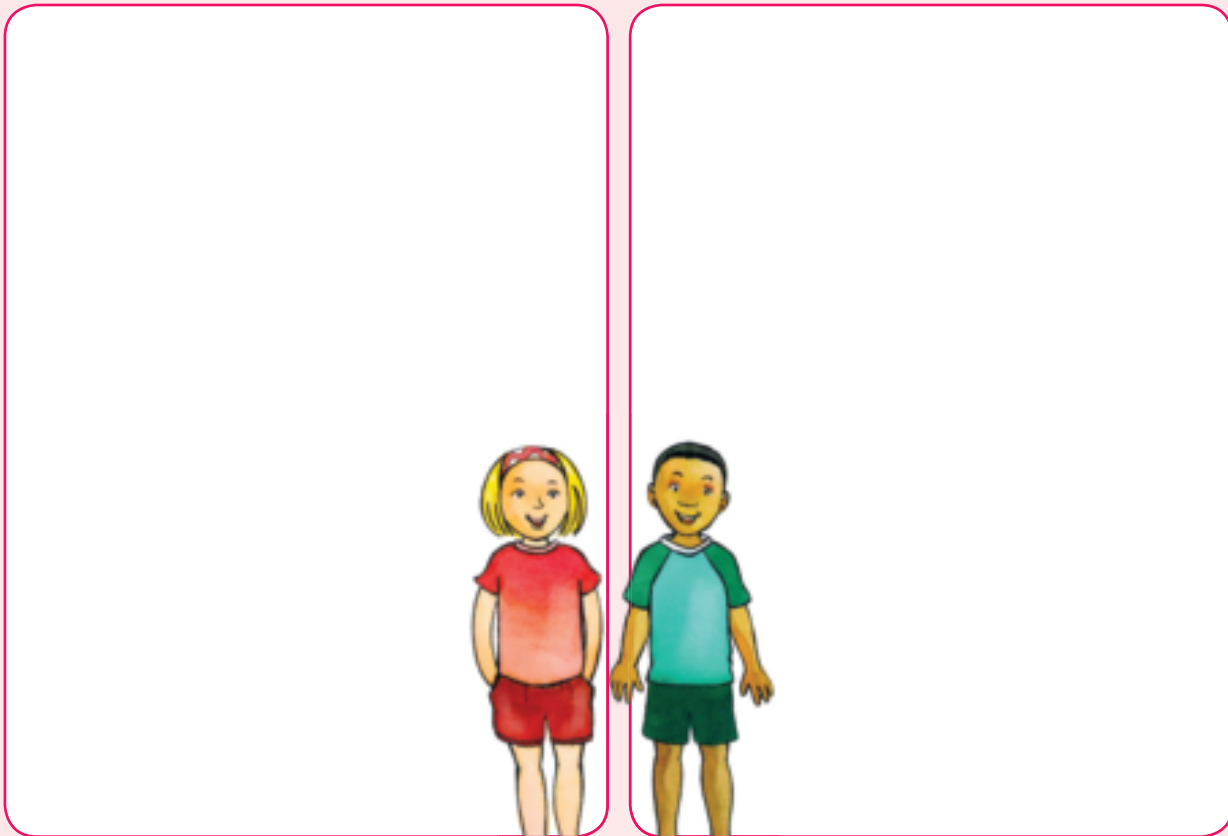
Ubhanana



Ama-aphula

Hlukanisela izingane izithelo ozibalile ngokulinganayo.

Hlukanisela izingane ezimbili ubhanana nama-aphula ngokulinganayo bese ukudweba konke.






Hlukanisa izinto uzifake emabhokisini amabili. Dweba amaqoqo amabili asemabhokisini amabili.



$$4 = 2 + 2$$



$$\square = \square + \square$$



$$\square = \square + \square$$



Teacher:  
Sign:  
Date:





# Ukuhlukaniselana kanye nokwakha amaqembu


Kokelezela izithelo nezilwane ukuze uzehlukanise ngokulinganayo.



Mngaki ubhanana otholwe yinkawu ngayinye?



Unogwaja ngamunye uthole ukherothi omngaki?



Inkawu ngayinye ithole ama-aphula amangaki?

Ngabe akhona ama-aphula asalile ngenkathi ehlukaniswa ngokulinganayo?



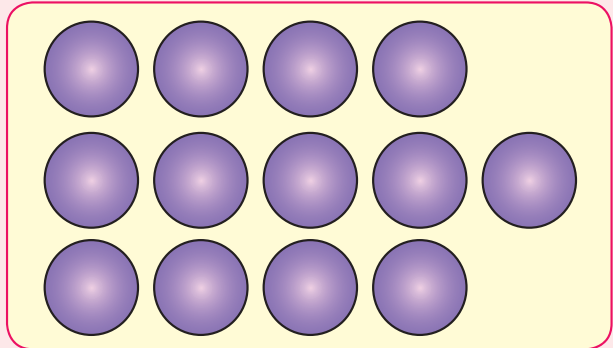

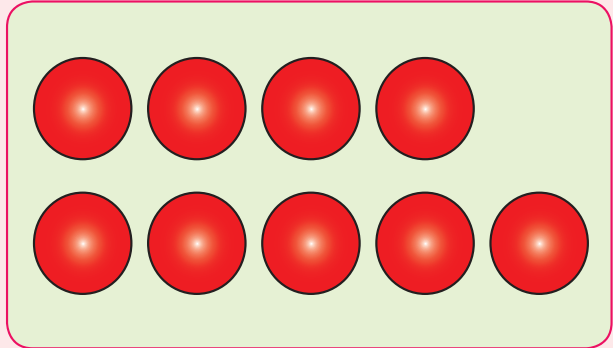
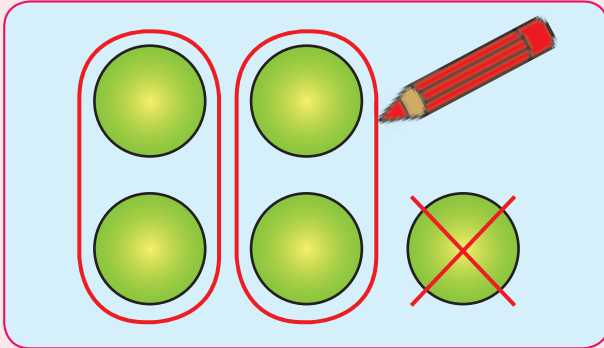
Unogwaja ngamunye uthole ukherothi omngaki?

Ngabe ukhona ukherothi osalile ngenkathi uhlukaniswa ngokulinganayo?

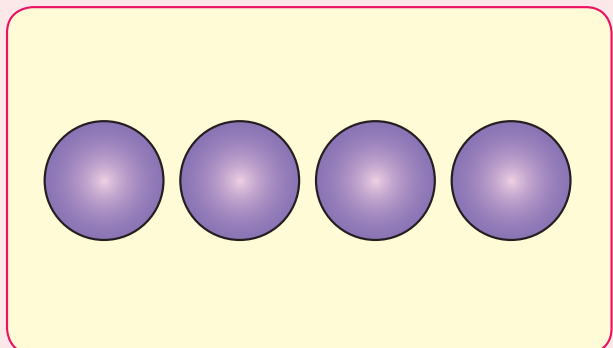

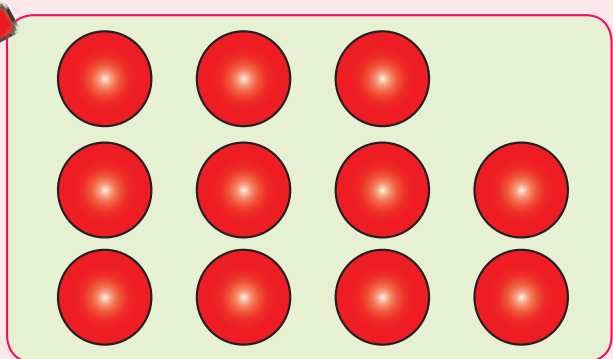
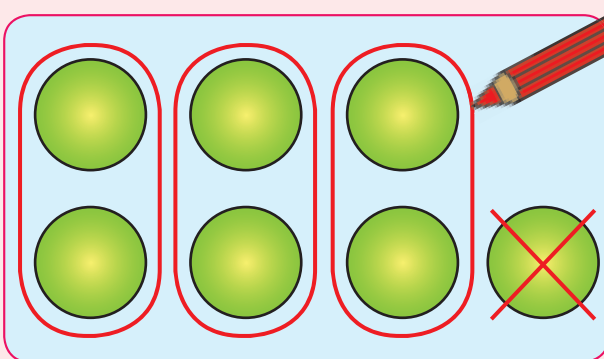




Beka izibali zibe ngamaqoqo amabili alinganayo bese ubeka isiphambano kwezisele.



Beka izibali emaqoqweni ama-3 alinganayo bese ubeka isiphambano kwezisele.



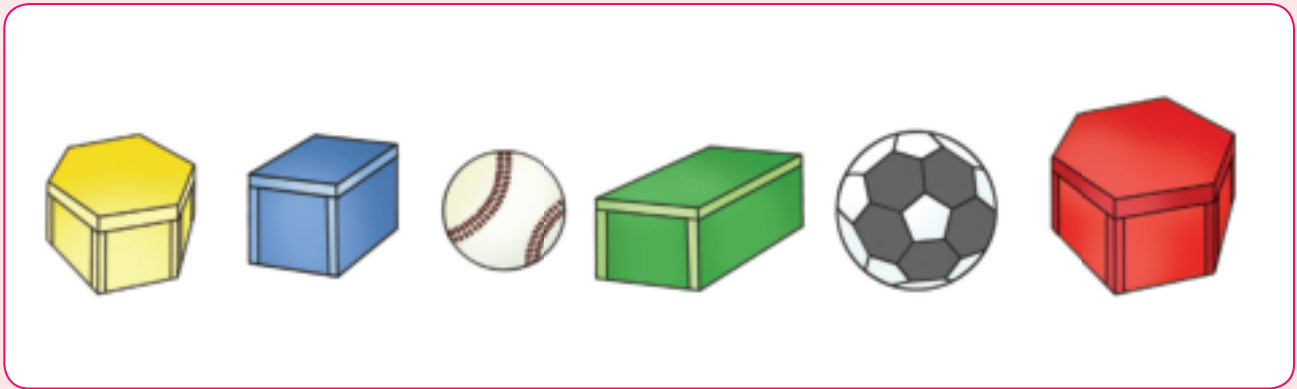
Teacher:  
Sign:  
Date:





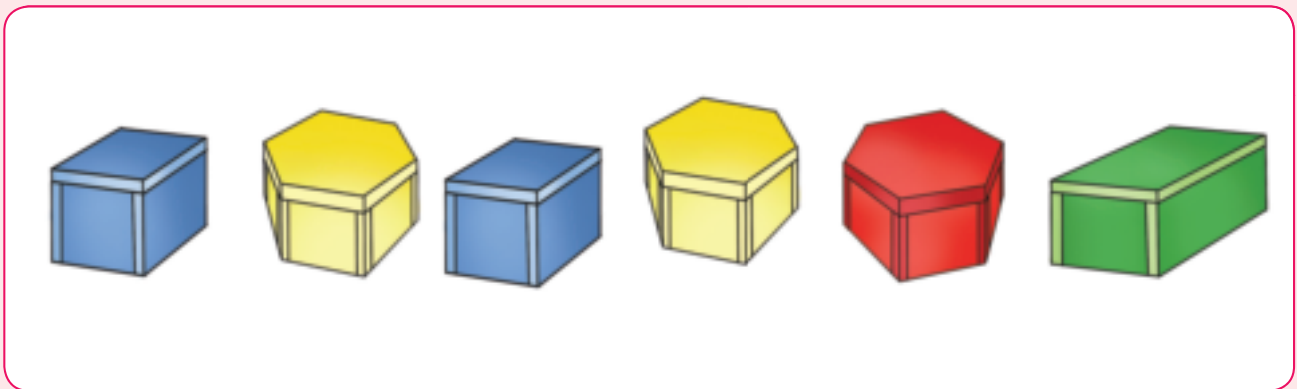
## Ukwakha izinto

Ungawakha umbhoshongo usebenzisa lezi zinto?  
Thikha yebo noma cha.




Yebo

Cha



Yebo

Cha



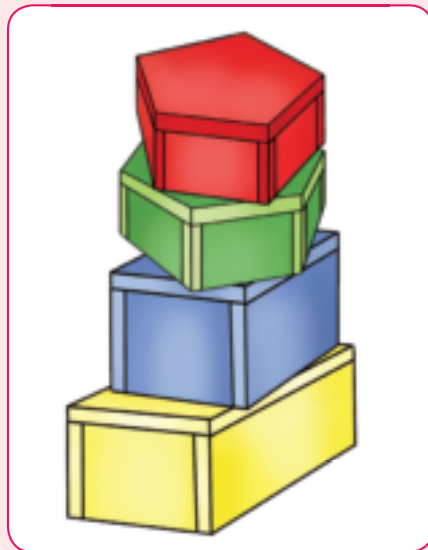
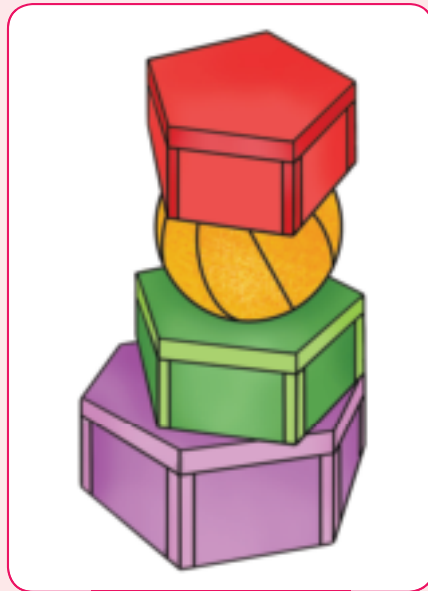

Yebo

Cha





Umbhoshongo uzoma noma uzowa? Faka ✓ noma ✗.



Sebenzisa amabhokisi kamentshisi ayi-10 uwanamathisele ebholidini lakho. Ngabe iglu yenza kube lula ukwenza lokhu?



Teacher:  
Sign:  
Date:



Thola izinyanga zonyaka.  
Faka umbala ebhalunini lenyanga yokuzalwa kwakho Ukusho isikhathi.

## Ukusho isikhathi

uMasingana

uNhlolanja

uMbasas

uNdasa

uNhlaba

uNhlanguzana

uNtulikazi

uNcwaba

uMandulo

uMfumfu

uLwezi

uZibandlela



Thola izinsuku zesonto.  
Faka umbala ebhulokhini elinosuku lwanamuhla.

uMsombuluko

uLwesibili

uLwesithathu

uLwesine

uLwesihlanu

uMgqibelo


iSonto



Teacher:  
Sign:

Date:

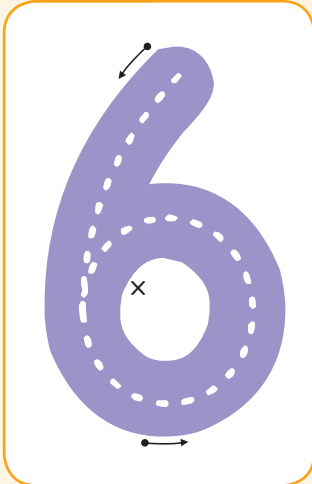




# Yisithupha



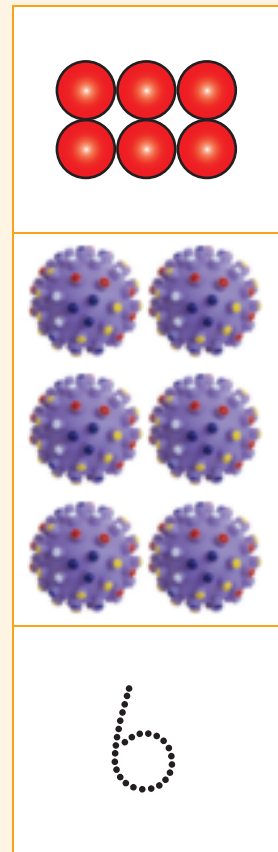
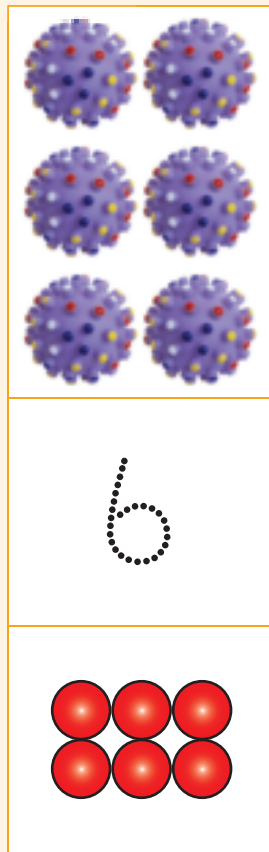

Dweba iziyingi eziyi-6 ebhulokhini.



Dweba umugqa ulandele amachashazi enombolweni.

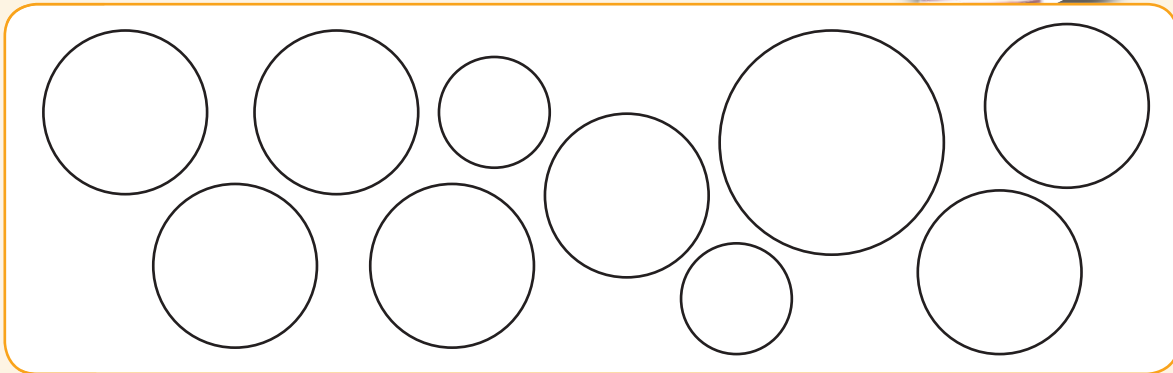


Qondanisa izithombe.





Faka umbala ezindilingeni ngenkathi uzibala.



Kopisha bese udweba okunye okuyi-6.




Zejwayeze ukubhala le nombolo.



yisithupha




Faka umbala ezindilingeni ngenkathi ubala.



Teacher:  
Sign:  
Date:





# Yisikhombisa



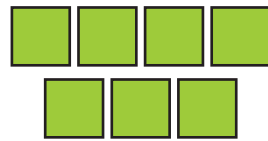
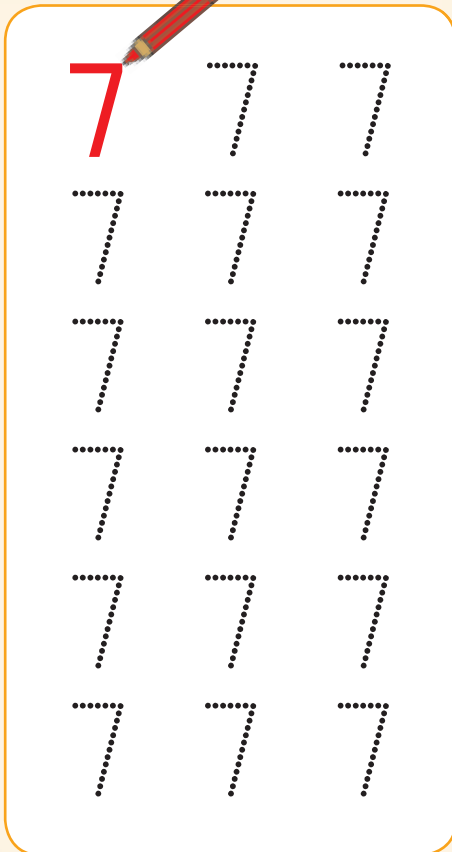
Dweba iziyingi ezi-7 ebhulokhini.



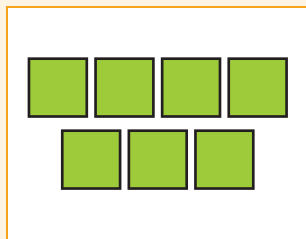
Dweba umugqa ulandele amachashazi enombolweni.



Qondanisa izithombe.



yisikhombisa




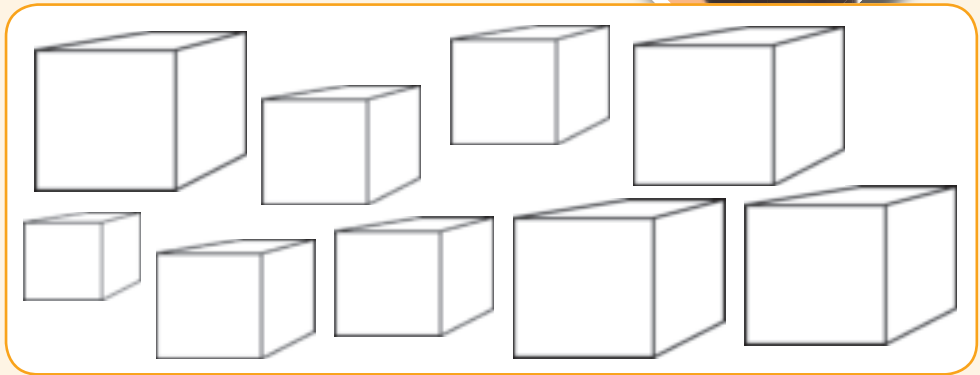
yisikhombisa









Faka umbala konxande abayi-7 nase mabhulokhini ayisi-7.



Kopisha bese udweba okunye okuyisi-7.


									




Zejwayeze ukubhala le nombolo.



yisikhombisa




Faka umbala ezikweleni ngenkathi uzibala.

																			
---	--	--	--	--	--	--	--	--	--	--	--	--	--	--	--	--	--	--	--





Teacher: \_\_\_\_\_  
Sign: \_\_\_\_\_  
Date: \_\_\_\_\_



# Yisishiyagalombili



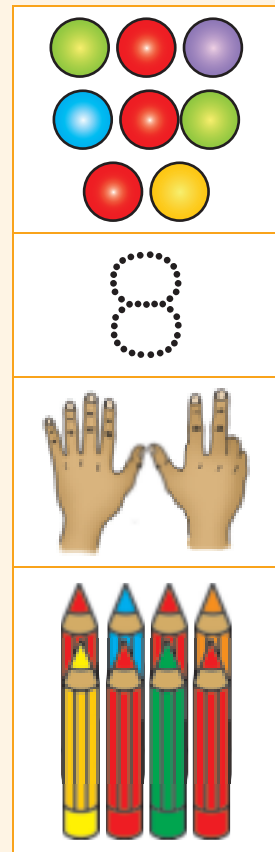
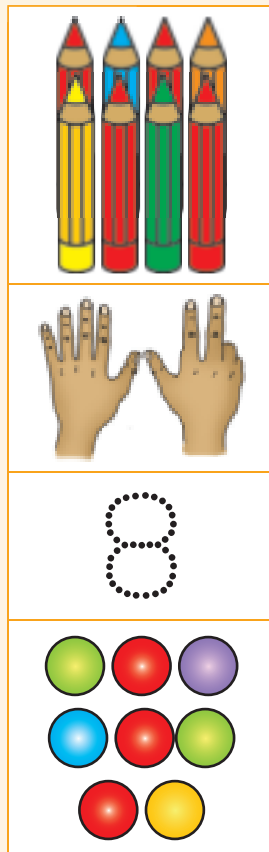

Dweba iziyingi ezi-8 ebhulokhini.



Dweba umugqa ulandele amachashazi enombolweni.



Qondanisa izithombe.





Faka umbala izinkanyezi ezisi-8.



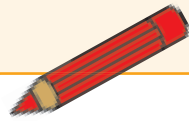
Kopisha ezinye ezisi-8.







Zejwayeze ukubhala le nombolo.



yisishiyagalombili



Faka umbala ezindilingeni ngenkathi uzibala.

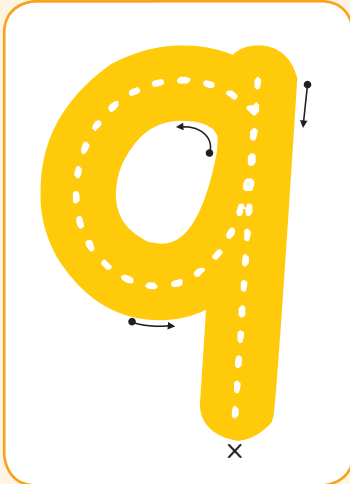


Teacher:  
Sign:  
Date:

# Yisishiyagalolunye




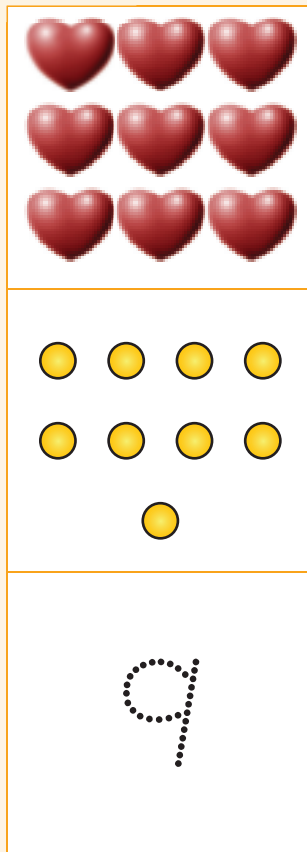
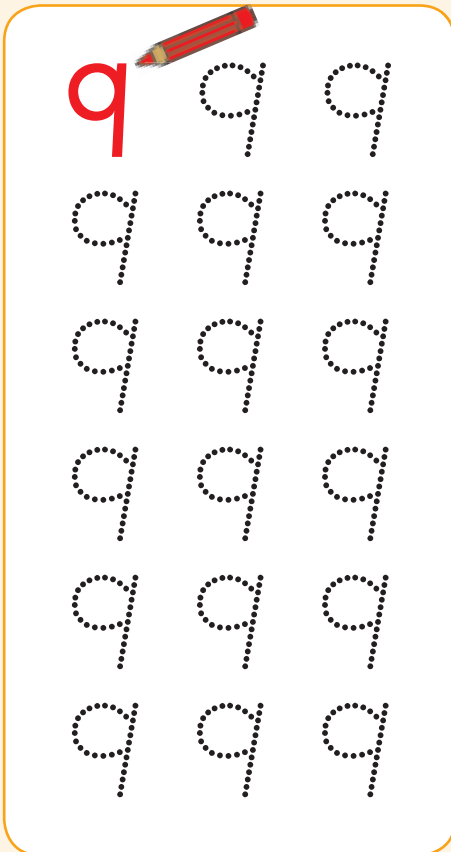
Dweba iziyinqi ezi-9 ebhulokhini.



Dweba umugqa ulandele amachashazi enombolweni.




Qondanisa izithombe.

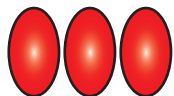




Faka umbala amabhaluni ayisi-9.



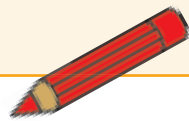
Kopisha udwebe amanye ayisi-9.



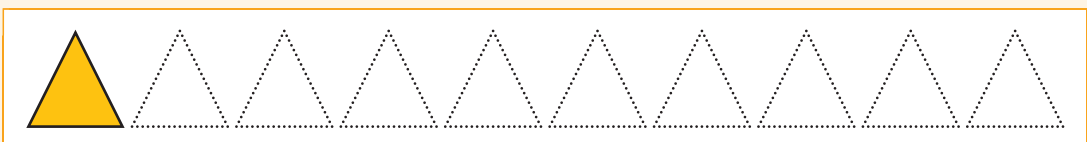
Zejwayeze ukubhala le nombolo.



yisishiyagalolunye



Faka umbala konxantathu ngenkathi ubabala.



Teacher: \_\_\_\_\_  
Sign: \_\_\_\_\_  
Date: \_\_\_\_\_

# Kugcwele noma akunalutho




Faka umbala empendulweni efanele.  
Ngabe iziqukathi zigcwele noma azinalutho?



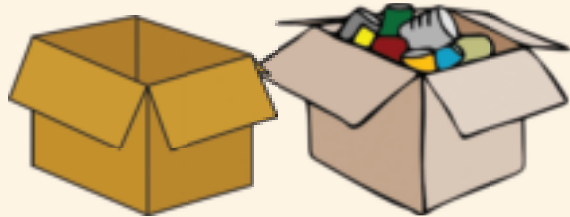
asinalutho sigcwele

asinalutho sigcwele



asinalutho sigcwele

asinalutho sigcwele




asinalutho sigcwele

asinalutho sigcwele



asinalutho sigcwele

asinalutho sigcwele



asinalutho sigcwele

asinalutho sigcwele



asinalutho sigcwele

asinalutho sigcwele



asinalutho sigcwele

asinalutho sigcwele

asinalutho sigcwele





Faka umbala empendulweni efanele.  
Ngabe iziqukathi zigcwele noma azinalutho?

asinalutho sigcwele




asinalutho sigcwele

asinalutho sigcwele




asinalutho sigcwele

asinalutho sigcwele



asinalutho sigcwele

asinalutho sigcwele



asinalutho sigcwele

asinalutho sigcwele




asinalutho sigcwele

asinalutho sigcwele



Teacher:  
Sign:

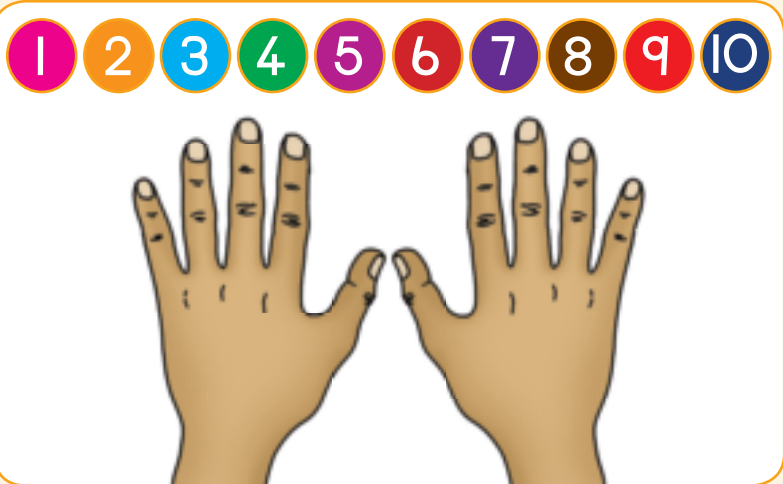
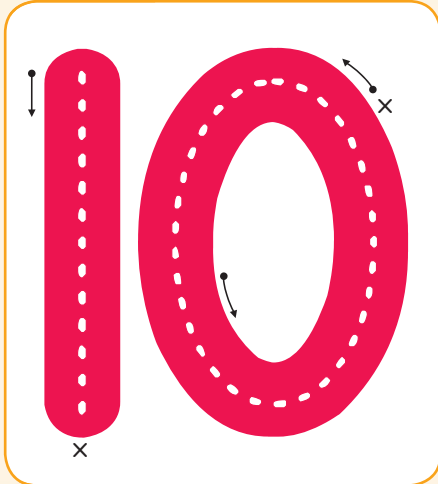
Date:



# Yishumi






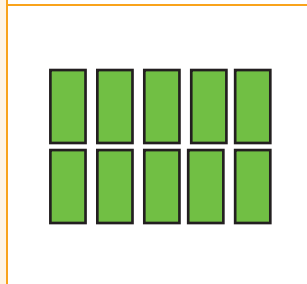
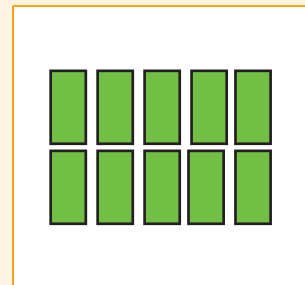


Bala iminwe ezandleni zakho zombili.



Dweba umugqa ulandele amachashazi enombolweni.




Qondanisa izithombe.





Faka umbala ezithelweni eziyi-10.



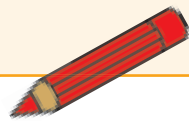
Kopisha bese udweba okunye okuyi-10.



Zejwayeze ukubhala le nombolo.



yishumi



Faka umbala konxande ngenkathi ubabala.



Teacher:  
Sign:  
Date:



## Izinombolo ezisuka kwe-1 kuya e-10

Sebenzisa iminwe yakho ukwakha lezi zinombolo.  
Dweba umugqa ulandele amachashazi ezinombolweni.

	1	1
	2	2
	3	3
	4	4
	5	5
	6	6
	7	7
	8	8
	9	9
	10	10



# Ukubhala lezi zinombolo 6 - 10



Zejwayeze ukubhala lezi zinombolo.



6

yisithupha



6 6 6 6



7

yisikhombisa

7 7



8

yisishiyagalombili

8 8



9

yisishiyagalolunye

9 9



10

yishumi

10 10



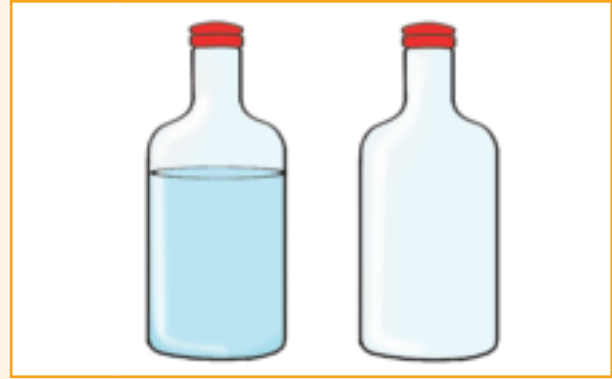

Teacher: \_\_\_\_\_  
Sign: \_\_\_\_\_  
Date: \_\_\_\_\_



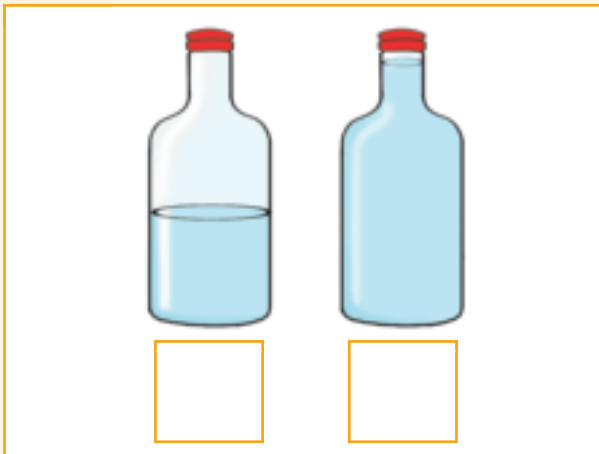
## Okuqukethwe nomthamo



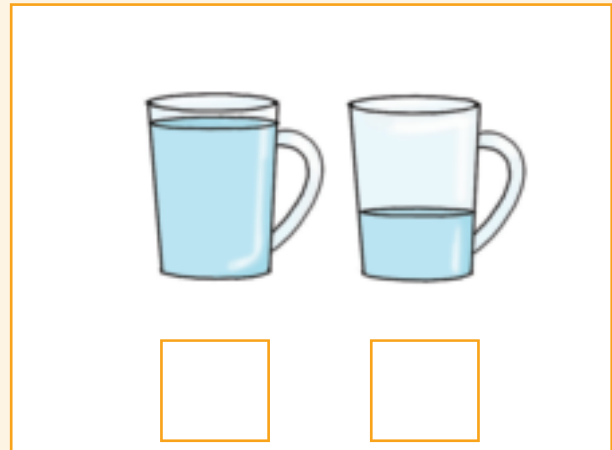
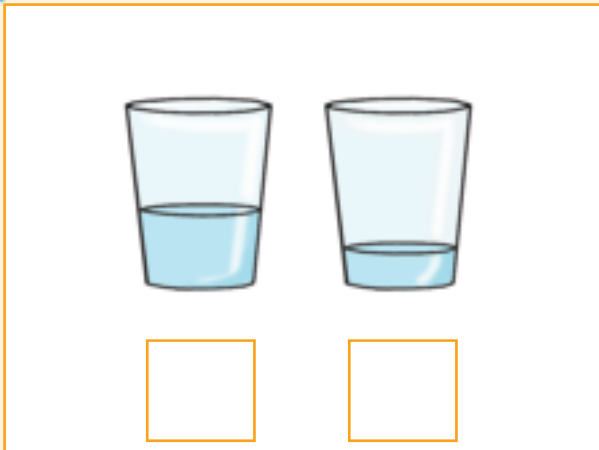
Dweba amanzi engeziwe esiqukathini esingakwesokudla.



Thikha isiqukathi esiphethe amanzi amaningi.




Thikha isiqukathi esiphethe amanzi amancane.






Faka umbala engilazini yesibili ukhombise ukuthi inejusi encane kunengilazi kuqala.



Faka umbala engilazini yesibili ukhombise ukuthi inejusi eningi kunengilazi yokuqala.



Kokelezela okuningi noma okuncane noma okulinganayo.




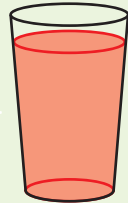
Ingilazi eluhlaza okwesibhakabhaka

inokuningi

inokuncane

inokulinganayo

ingilazi ebomvu.



Ingilazi eluhlaza okwesibhakabhaka

inokuningi

inokuncane

inokulinganayo

ingilazi ebomvu.



Ingilazi eluhlaza okwesibhakabhaka

inokuningi

inokuncane

inokulinganayo

ingilazi ebomvu.



kuningi kuna---

kuncane kuna---

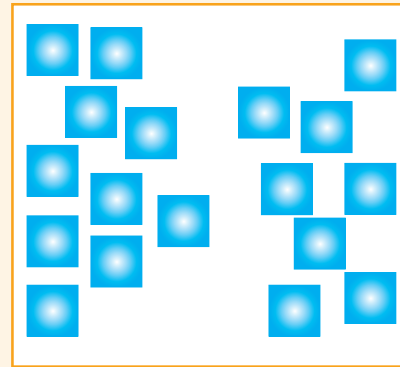
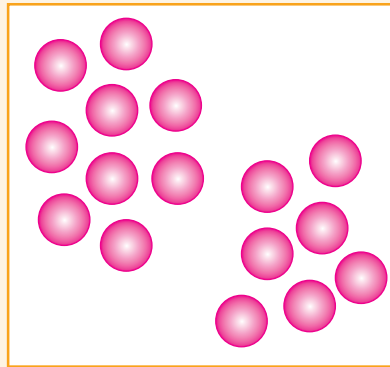

Teacher:  
Sign:

Date:



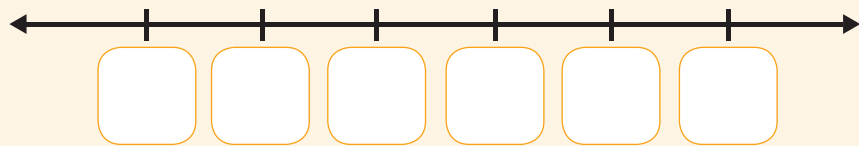
# Izinombolo ezisuka kwe-1 kuya e-10

Ebhulokhini ngalinye, kokelezela iqoqo elinezimo ezimbalwa kunazo zonke.

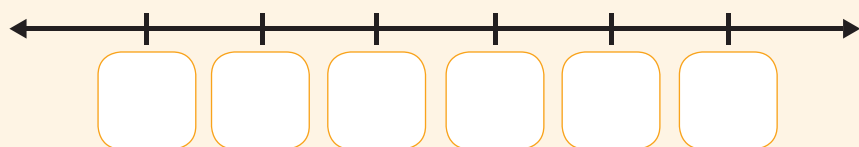


Bhala izinombolo uqale kwencane kunazo zonke emgqeni wezinombolo uye kwenkulu kunazo zonke.

2    4    3  
6    1    5



4    6    8  
7    9    5



Faka umbala osatshani enombolweni encane kunazo zonke ufake osawolintshi kwenkulu kunazo zonke.

7    4    3

9    10    8

5    1    6

4    6    2



Xazulula lokhu. Ungayenza imidwebo ukuze ikusize.

Kuningi ngokukodwa kunoku-5.

Kuncane ngokukodwa kunoku-5.

Kuningi ngokubili kunokuyi-6.

Kuncane ngokubili kunokuyi-7.



# Umugqa wobuhlalu



Gcwalisa ngezombolo ezingekho.

A series of ten horizontal number lines for counting practice. Each line has ten circles. A red pencil is shown pointing to the first circle of the first line, which contains the number 1. The numbers 2 through 10 are present in the other circles of the first line. The second line has circles 1-3, an empty circle, 5-10. The third line has circles 1-3, two empty circles, 6-10. The fourth line has circles 1-2, an empty circle, 4-6, an empty circle, 8, an empty circle, 10. The fifth line has circles 1-3, an empty circle, 5-7, two empty circles, 10. The sixth line has circles 2, an empty circle, 4-5, an empty circle, 7-8, an empty circle, 10. The seventh line has circles 1, an empty circle, 3-7, an empty circle, 9, an empty circle. The eighth line has ten empty circles. The ninth line has circles 10-5, followed by three empty circles.



Teacher: \_\_\_\_\_  
Sign: \_\_\_\_\_  
Date: \_\_\_\_\_






## Okuningi, okulinganayo nokuncane

Qondanisa izinto ezikwesokunxele nezikwesokudla.  
Faka umbala empendulweni efanele.




ziyafana

azifani




ziyafana

azifani



ziyafana

azifani



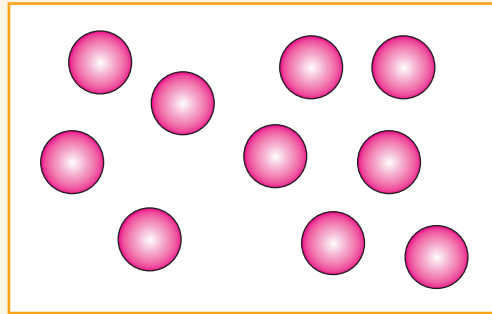
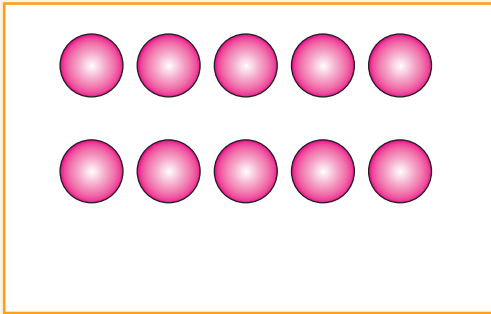
ziyafana

azifani

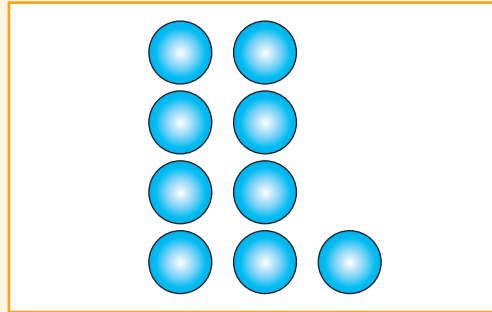
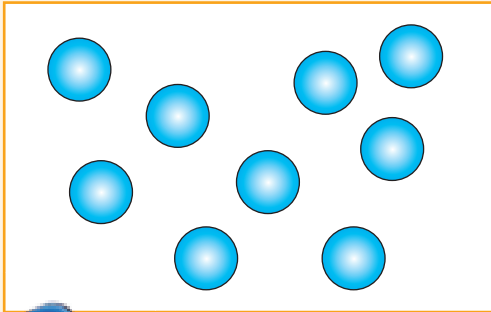




Yisho ukuthi ibhulokhi lesibili likhulu, lincane noma liyalingana yini nelokuqala.  
Faka umbala empendulweni efanele.



kweqile  
kuyalingana  
kuncane




kweqile  
kuyalingana  
kuncane



Qondanisa izinto nezinombolo.

- 1
- 2
- 3
- 4
- 5
- 6
- 7
- 8
- 9
- 10






Teacher:  
Sign:  
Date:



# Ukuhlanganisa



Hlanganisa amaswidi bese uqedela isibalo.

$$2 + 3 = 5$$

$$3 + 4 =$$



Hlanganisa lezi zinombolo.




$$5 + 1 = 6$$

$$5 + 0 =$$

$$3 + 2 =$$

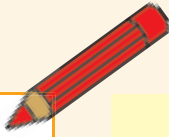
$$4 + 3 =$$





Zama lokhu.

$3 + 6 = 9$



$1 + 1 = \square$

$4 + 0 = 4$

$0 + 7 = \square$

$0 + 5 = 5$

$3 + 2 = \square$

$6 + 0 = \square$

$5 + 3 = \square$

$2 + 2 = \square$

$7 + 2 = \square$

$1 + 3 = \square$

$4 + 4 = \square$

$2 + 5 = \square$

$5 + 1 = \square$

$5 + 0 = \square$

$4 + 3 = \square$

$1 + 8 = \square$

$2 + 6 = \square$

$4 + 2 = \square$

$8 + 2 = \square$






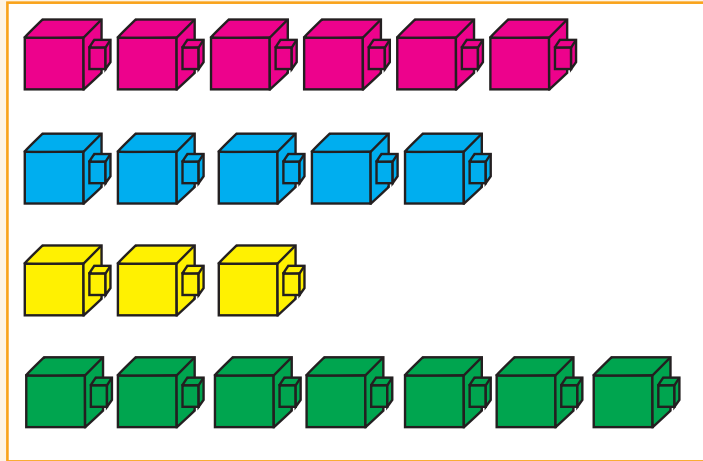

Teacher:  
Sign:  
Date:





# Ukuqoqa nokuhlela

Hlela bese wenza umdwebo wezinto ozihlele waziqoqa.





Hlela la makhasi ngokwenza umdwebo.



Mangaki amakhasi <b>aphuzi</b> ?	
Mangaki amakhasi <b>asawolintshi</b> ?	
Mangaki amakhasi <b>asatshani</b> ?	



Teacher:  
Sign:  
Date:



## Ukuhlanganisa kuze kufinyelele e-10: ukubala kuqhutshekwe

Dweba isithombe ubhale umusho wezinombolo esithombeni ngasinye.

USara unamaswidi ama-3. USipho unama-2. Mangaki amaswidi esewonke?




Masibale:




$$\boxed{\phantom{00}} + \boxed{\phantom{00}} = \boxed{\phantom{00}}$$

Nginezimabule ezi-4, ngiwine ezi-3. Zingaki izimabule sezizonke enginazo?



Masibale:





$$\boxed{\phantom{00}} + \boxed{\phantom{00}} = \boxed{\phantom{00}}$$

Bekunezivemvane ezi-5. Kwafika ezinye ezimbili. Zingaki izivemvane sezizonke?



Masibale:



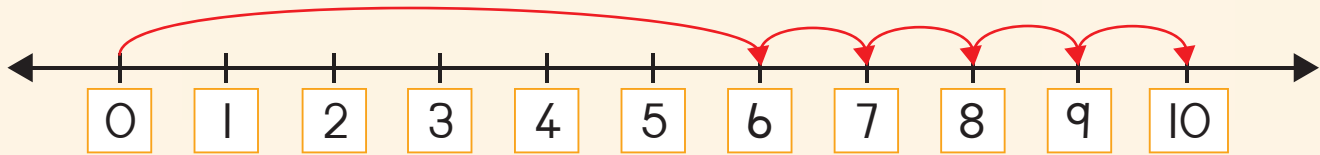



$$\boxed{\phantom{00}} - \boxed{\phantom{00}} = \boxed{\phantom{00}}$$

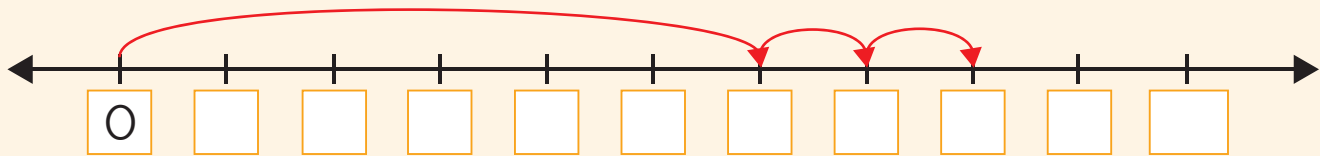




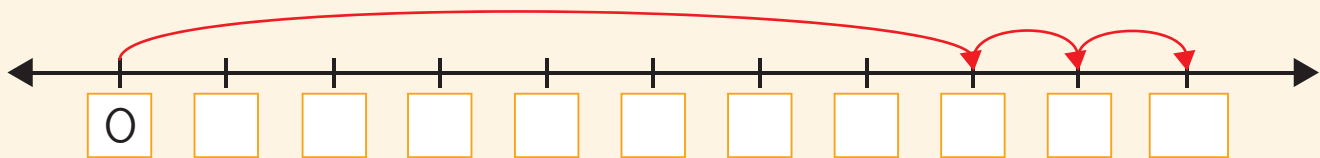
Gcwalisa izinombolo emgqeni wezinombolo bese ubhala umusho wezinombolo emgqeni ngamunye.



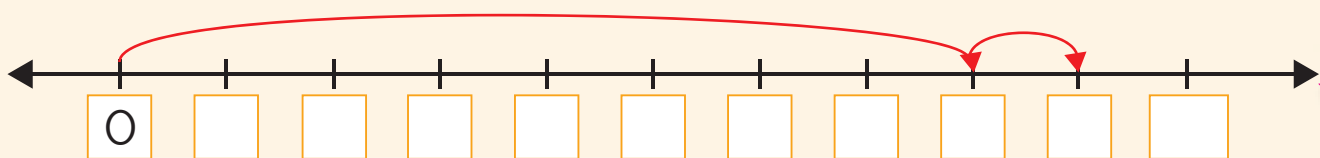
$$6 + 4 = \square$$



$$\square + \square = \square$$



$$\square + \square = \square$$



$$\square + \square = \square$$



Teacher:  
Sign:  
Date:



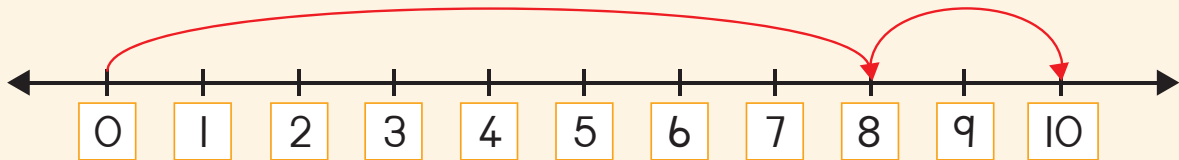
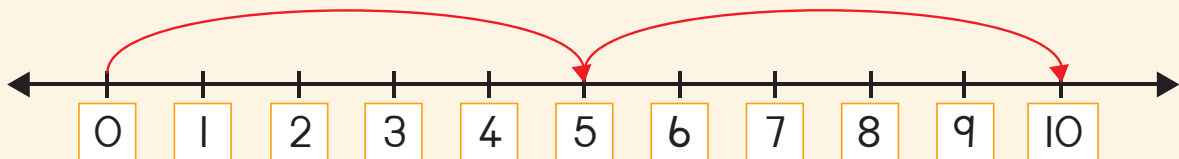
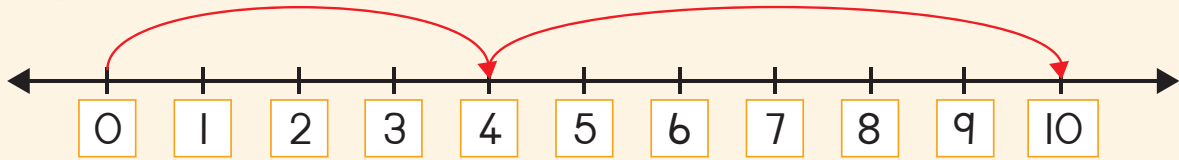
Ukuhlanganisa: ukwakha nokuhlakaza kuya e-10

Faka umbala ukhombise lokhu.

1 + 9	
2 + 8	
3 + 7	
4 + 6	
5 + 5	



Bhala isibalo salokhu:





Sebenzisa izinombolo zezimbali ukwenza umusho wezinombolo.



$$\square + \square + \square = \square$$



$$\square + \square + \square = \square$$



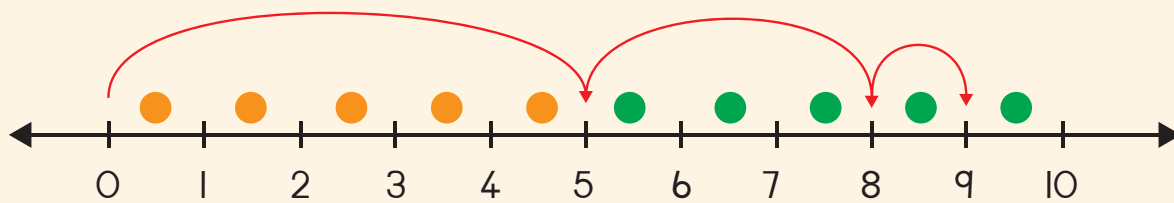
$$\square + \square + \square = \square$$



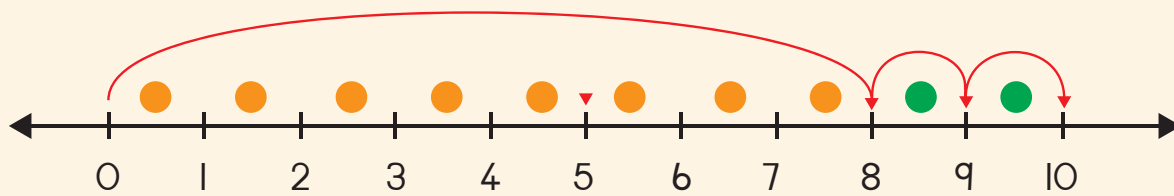
$$\square + \square + \square = \square$$



Bhala isibalo salokhu:



$$\square + \square + \square = \square$$



$$\square + \square + \square = \square$$



Teacher: \_\_\_\_\_  
Sign: \_\_\_\_\_  
Date: \_\_\_\_\_





# Ukuphinda kabili kanye nokuhhafula

Phendula lokhu okulandelayo.

Ubona amantombazana amangaki?



Ubona amantombazana amangaki manje?



Ukuphinda kabili oku-1 kwenza 2.  
Kuzokwenzekani uma sihhafula inani lamantombazana?

Ubona izinyawo ezingaki?



Ubona izinyawo ezingaki manje?



Sithi-ke ukuphinda kabili oku-2 kwenza 4.  
Kuzoba ngubani uhhafu woku-4?

Ubona amasondo amangaki?



Ubona amasondo amangaki manje?



Sithi-ke ukuphinda kabili oku-3 kwenza okuyi-6.  
Kuzoba ngubani uhhafu woku-6?

Ubona imilenze emingaki?



Ubona imilenze emingaki manje?



Sithi-ke ukuphinda kabili oku-4 kwenza okuyi-8.  
Kuzoba ngubani uhhafu woku-8?



Ubona iminwe emingaki?



Ubona iminwe emingaki manje?

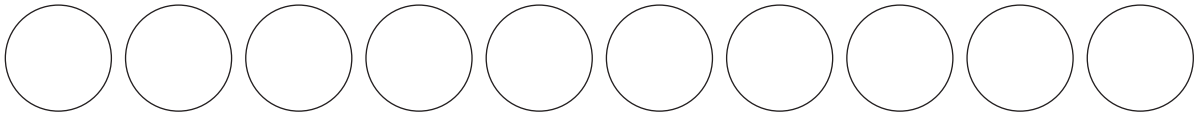


Sithi-ke ukuphinda kabili oku-5 kwenza IO. Kuzoba ngubani uhhafu woku-10?



Xazulula lokhu ngokukufaka umbala. Sibhale isibalo sakho.

Nginezimabule ezi-4. Nomngane wami unezi-4. Zingaki izimabule sezizonke.



+  =



Phendula lokhu okulandelayo.

Ukuphinda kabili oku-1 kwenza

Ukuphinda kabili oku-2 kwenza

Ukuphinda kabili oku-3 kwenza

Ukuphinda kabili oku-4 kwenza

Ukuphinda kabili oku-5 kwenza

Uhhafu woku-2 ngoku-

Uhhafu woku-4 ngoku-

Uhhafu wokuyi-6 ngoku-

Uhhafu wokuyi-8 ngoku-

Uhhafu wokuyi-10 ngoku-




Teacher: \_\_\_\_\_  
Sign: \_\_\_\_\_  
Date: \_\_\_\_\_






Qedela lezi izimo.


isikwele



isiyingi




unxantathu




unxande

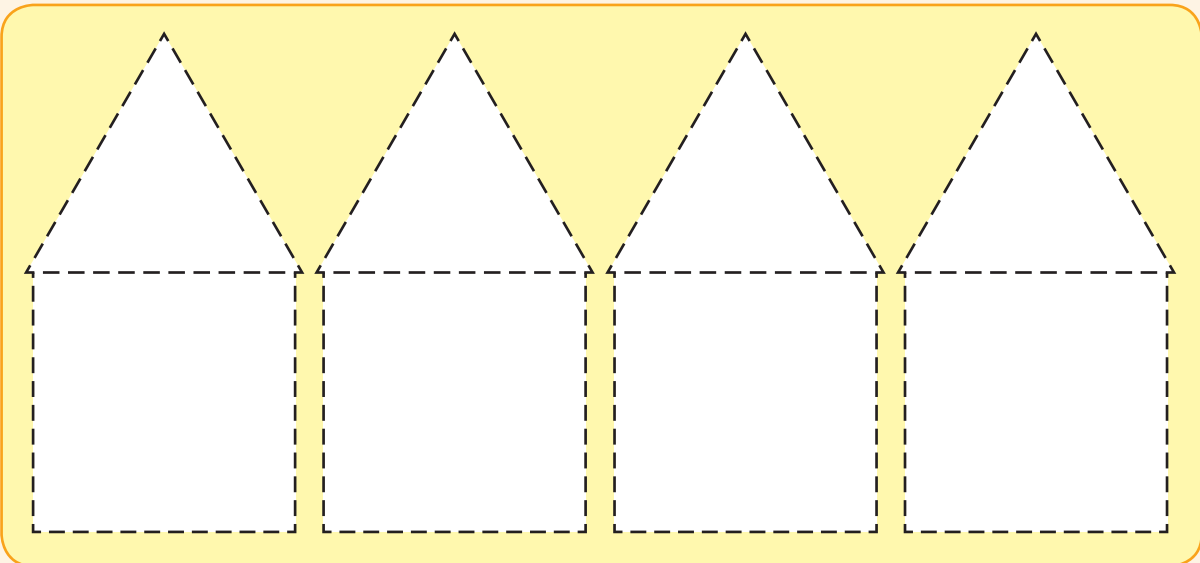

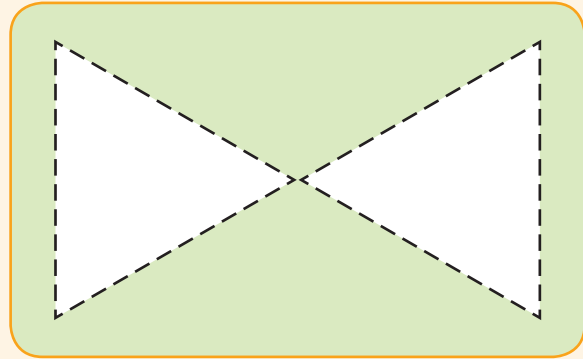
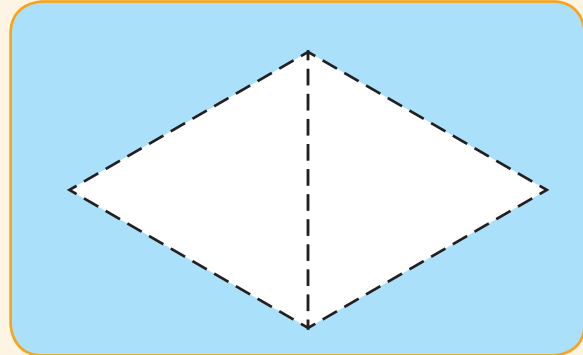
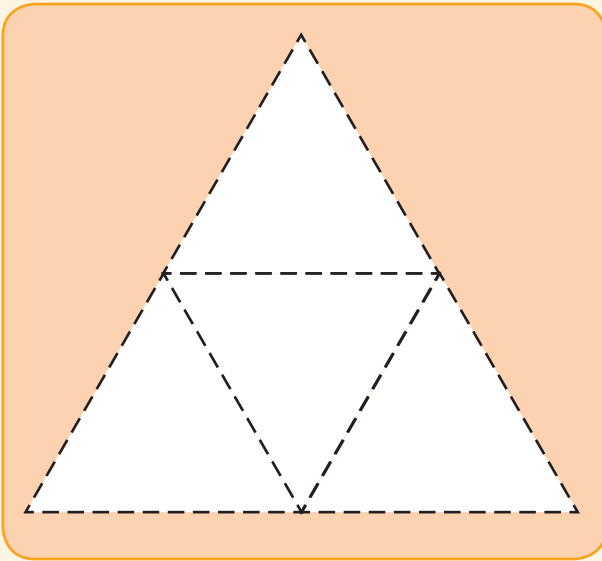


Sebenzisa izimo ezine ezingenhla ukudweba isithombe. Uvumelekile ukusebenzisa isimo kani.





Sebenzisa okusikwayo okuyisimo ukwenza lezi zithombe.



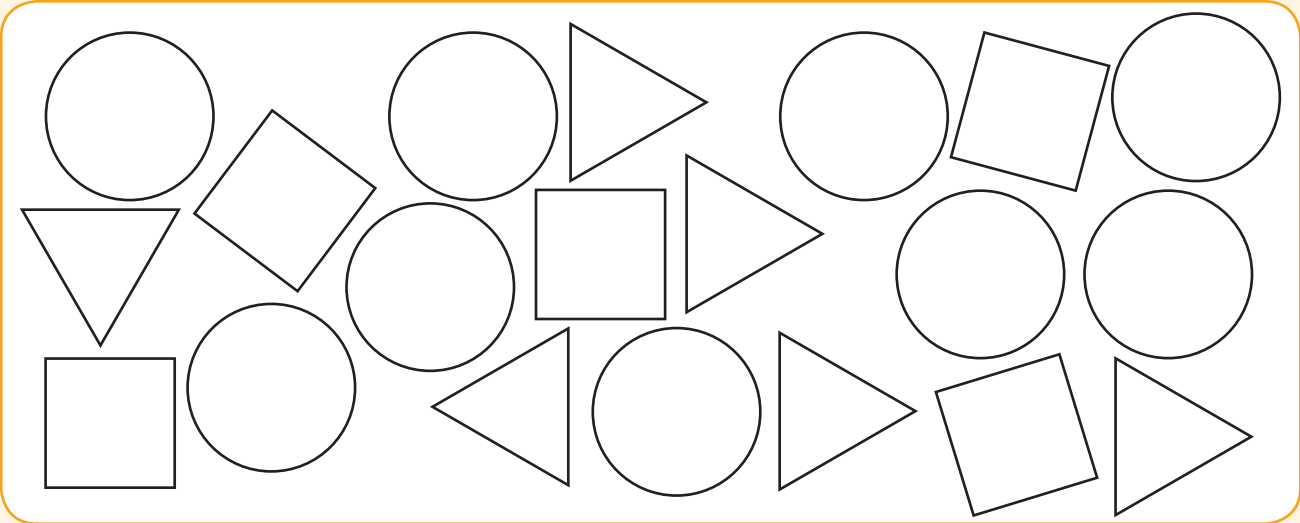
Teacher:  
Sign:  
Date:





## Kuyaqhutshekwa ngezimo eziwonhlangothi - mbili

Hlela lezi zimo wenze isithombe sohlelo lwakho.



Unxantathu


Isiyingi

Isikwele

Bangaki onxantathu?

Zingaki iziyingi?

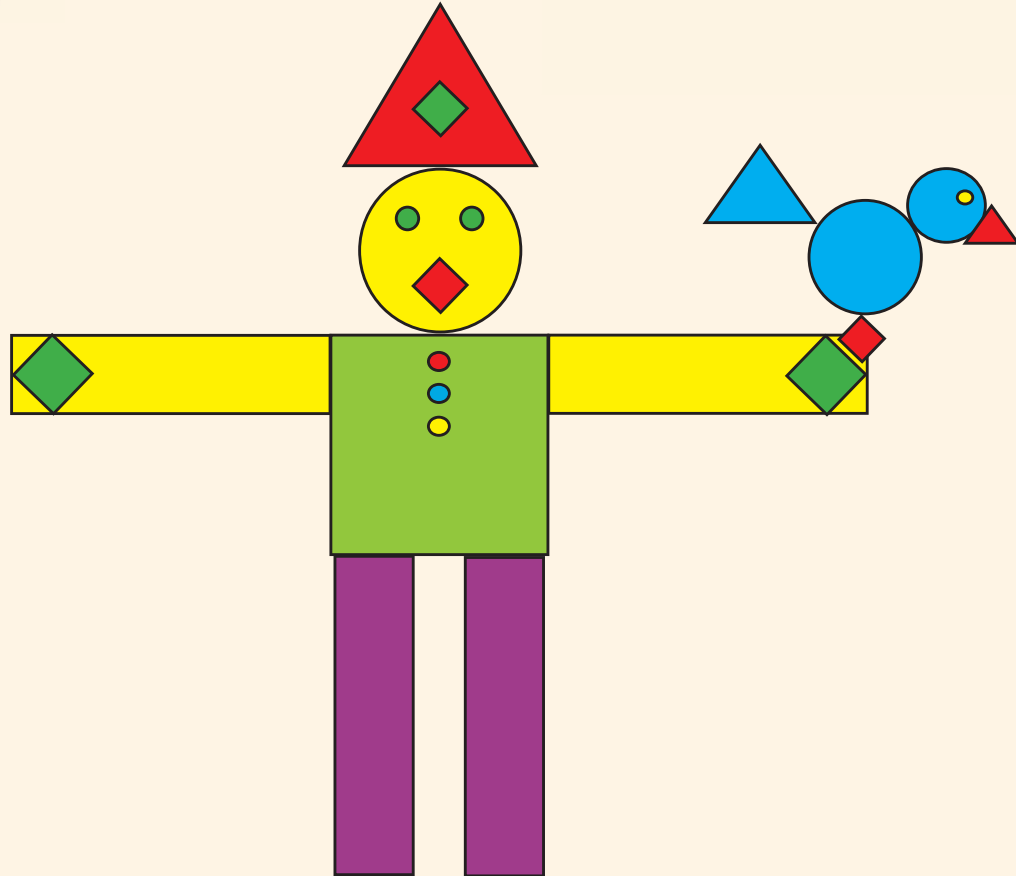
Zingaki izikwele?







# Thola lezi zimo



Thola izimo ezihlukahlukene uzibale.



	Uthole izikwele ezingaki?	
	Uthole iziyingi ezingaki?	
	Uthole onxantathu abangaki?	
	Uthole onxande abangaki?	




Teacher:  
Sign:  
Date:



## Amaqoqo okubili kuya e-10

Phendula le mibuzo:



Bangaki abantwana obabonayo?

Mangaki amapheya ezinyawo owabonayo?


Mangaki amapheya ezinyawo owabonayo?



Kokelezela lokhu okulandelayo ukuze wenze:

amaqoqo ama-2 anoku-2

amaqoqo ama-4 anoku-2






amaqoqo ama-5 anoku-2






amaqoqo ama-3 anoku-2



Bhala isibalo salokhu okulandelayo:



$2 + 2 =$



Teacher:  
Sign:

Date:



## Ukuhlenganisa okuphindekayo okusukela kokubili kuye e-10



Mingaki imilenze elapha? Bhala isibalo sakho.



$$2 + 2 + 2 = 6$$



$$\square + \square + \square + \square + \square + \square = \square$$



$$\square + \square = \square$$



$$\square + \square + \square + \square = \square$$



Bala bese wenza umdwebo.

$2$	+	$2$	=	$4$

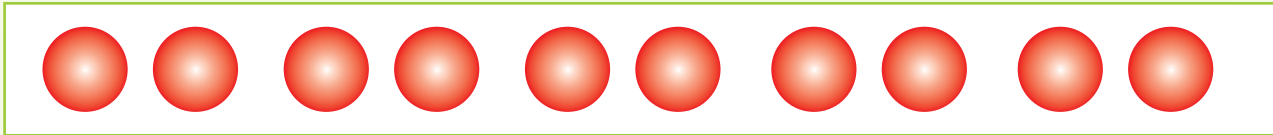
$2$	+	$2$	+	$2$	=	$\square$

$2$	+	$2$	+	$2$	+	$2$	=	$\square$


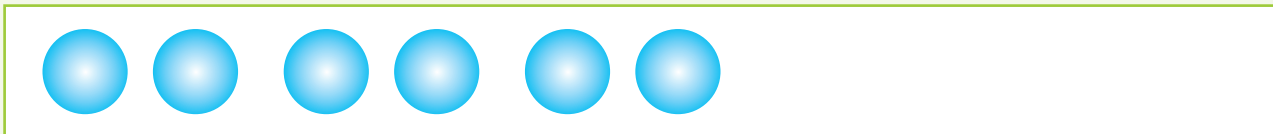

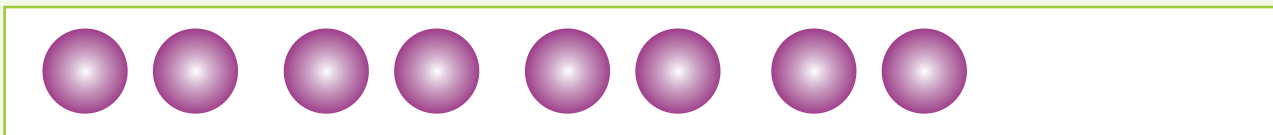


$2$	+	$2$	+	$2$	+	$2$	+	$2$	=	$\square$



Bhala isibalo salokhu:



$$2 + 2 + 2 + 2 + 2 =$$



Bala lezi zinombolo ezinga-2 bese ufaka umbala kukho konke oku-2.

1	2	3	4	5	6	7	8	9	10
---	---	---	---	---	---	---	---	---	----



Teacher: \_\_\_\_\_  
 Sign: \_\_\_\_\_  
 Date: \_\_\_\_\_





## Amaphethini ama-2 kuya ema-20

Dweba umugqa uqondanise nenombolo edingekayo.  
Sikwenzele okokuqala. Qedela ukugxuma okubili.

0 1  3  5  7  9 10

6 2 8 4

10 11  13  15  17  19

14 12 16 20 18




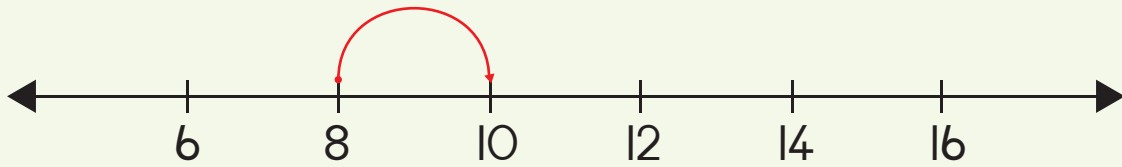
Qedela iphethini ngokufaka umbala ezinombolweni.

I	2	3	4	5	6	7	8	9	10
11	12	13	14	15	16	17	18	19	20





Dweba amabanga agxunjiwe uveze lokhu.



Teacher: \_\_\_\_\_  
Sign: \_\_\_\_\_  
Date: \_\_\_\_\_





Amaqoqo anezinto ezi-3 kuze kufinyelele e-10

Phendula le mibuzo.



Ubale wathola ubhanana omngaki?


Mangaki amaqoqo awo?

Wabhale ngomusho wezinombolo.



Kokelezela lokhu okulandelayo ukuze wenze:

amaqoqo ama-2 anoku-3



amaqoqo ama-3 anoku-3






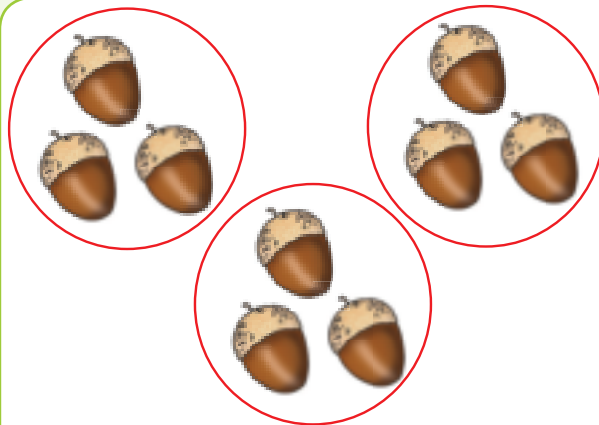

amaqoqo ama-4 anoku-3



iqoqo eli-1 elinoku-3



Bhala umusho wezinombolo walokhu okulandelayo:



Dweba amaqoqo ama-2 anoku-3.



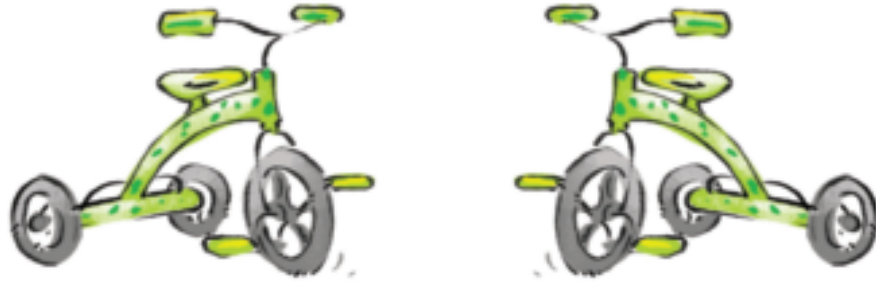
Teacher:  
Sign:  
Date:



Ukuhlanganisa okusukela koku-3  
kuye e-10



Mangaki amasondo? Yenza isibalo usibhale.











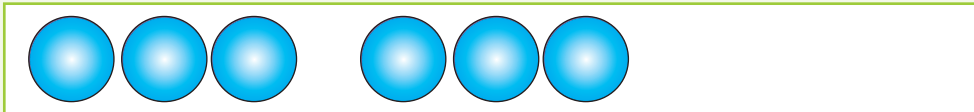
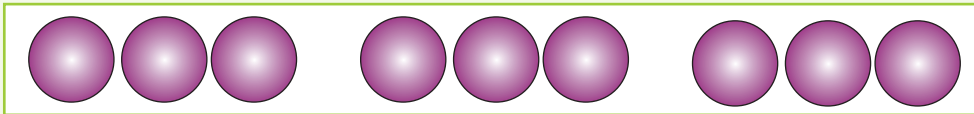
Dweba izimo ukhombise lokhu okulandelayo.

$$3 + 3 = \square$$

$$3 + 3 + 3 = \square$$



Bhala isibalo sakho:



Ngithenge izimbali ezingaki emakethe?



Isibalo.






Teacher:  
Sign:  
Date:





## Amaqoqo anezinto ezi-4 kuze kufinyelele e-10

Bala izimo ubhale inombolo yazo.



Nazi izilwane engizibone ezu. Ngibone imilenze emingaki?  
Bhala umusho wezinombolo walokhu ngakunye.



$$4 + 4 = 8$$









Kokelezela lokhu okulandelayo ukuze wenze:

amaqoqo ama-2 anoku-4



iqoqo eli-1 elinoku-4



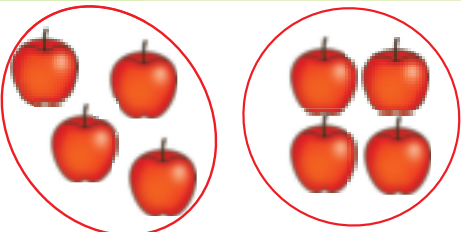
amaqoqo ama-2 anoku-4






iqoqo eli-1 elinoku-4



Bhala isibalo salokhu okulandelayo:



$4 + 4 =$



Teacher:  
Sign:  
Date:






# Ukuhlanga nisa okuphindekayo okusukela koku-4 kuye e-10


Mingaki imilenze? Bhala isibalo sakho ngakunye.



$$\square + \square = \square$$



$$\square + \square = \square$$



$$\square + \square = \square$$






Dweba izimo ukhombise lokhu okulandelayo.

$$\boxed{4} + \boxed{4} = \boxed{\phantom{00}}$$



Bhala isibalo salokhu:





USusana ubhake amakhekhe ama-4. UJeni ubhake ama-4.  
Mangaki amakhekhe esewonke? Kokelezela inombolo efanele yamakhekhe.



Isibalo.



Teacher:  
Sign:  
Date:





Amaqoqo anezinto ezi-5 kuze kufinyelele e-10

Phendula le mibuzo.



Zingaki izinzwane ozibona onyaweni ngalunye?

Zingaki izinzwane sezizonke?

Bhala inani.

$$5 + 5 =$$



Kokelezela lokhu okulandelayo ukuze wenze:

iqoqo eli-1 elinoku-5




amaqoqo ama-2 anoku-5






amaqoqo ama-2 anoku-5



iqoqo eli-1 elinoku-5



Bhala isibalo salokhu okulandelayo:







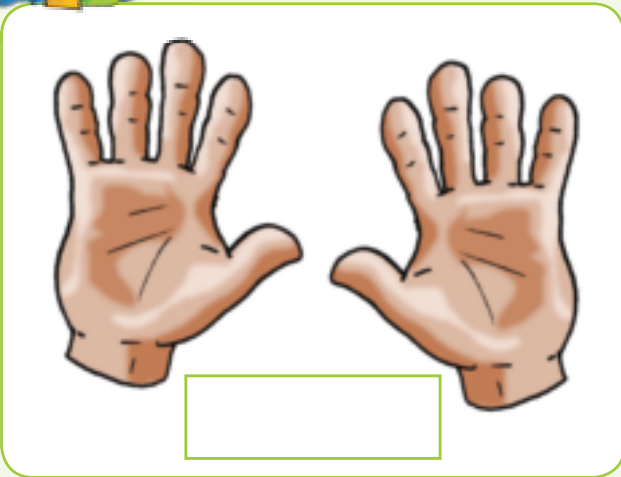

Teacher:  
Sign:  
Date:





Ukuhlanganisa okuphindakayo okusukela  
koku-5 kuye e-10

Mingaki iminwe noma izinzwane?






Dweba izimo ukhombise lokhu okulandelayo.

$$5 + 5 = \square$$



Bhala isibalo sakho:



Zingaki izinzwane onyaweni olulodwa? Zingaki izinzwane sezizonke?  
Yenza umdwebo.

Isibalo:



Mingaki iminwe esandleni esisodwa? Mingaki iminwe onayo seyiyonke?  
Yenza umdwebo.

Isibalo:



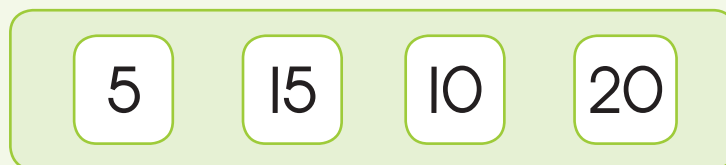
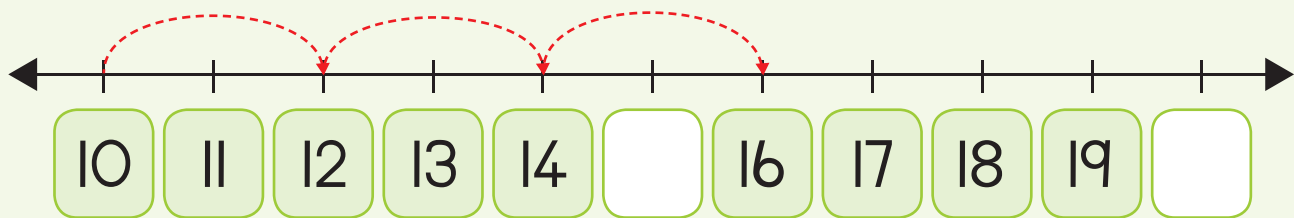
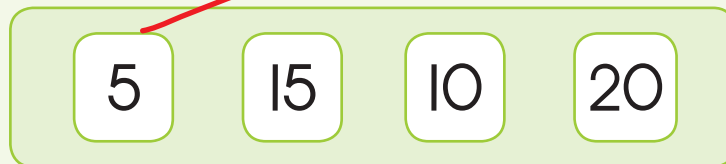
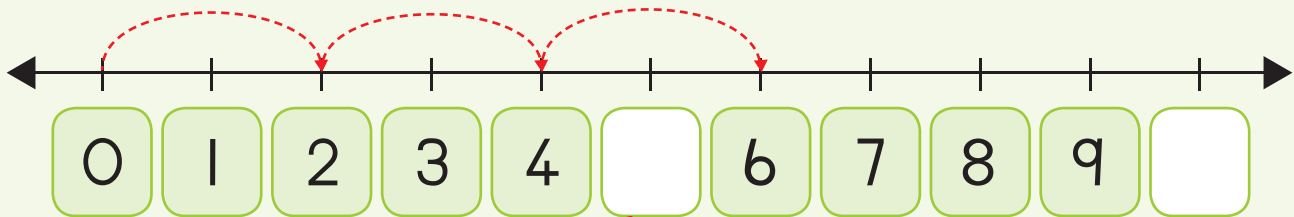
Teacher: \_\_\_\_\_  
Sign: \_\_\_\_\_  
Date: \_\_\_\_\_



## Amaphethini oku-5 kuze kufinyelele kokungama-20




Dweba umugqa uwuqondanise nenombolo dingekayo. Sikwenzele okokuqala. Qedela amanyathelo ngokubhala phezulu.



Qedela iphethini ngokufaka umbala ezinombolweni.

1	2	3	4	5	6	7	8	9	10
11	12	13	14	15	16	17	18	19	20





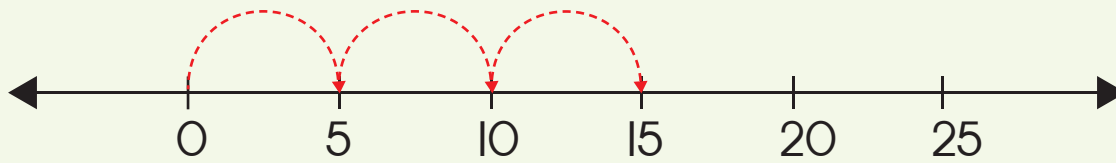
Dweba amanyathelo ukukhombise lokhu:

0

5

15

20

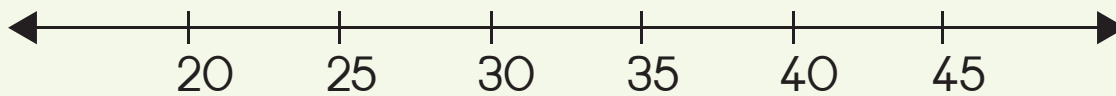


20

25

30

35

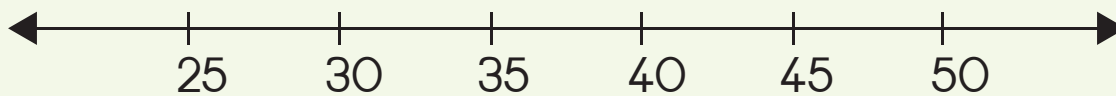


35

40

45

50



Teacher:  
Sign:

Date:

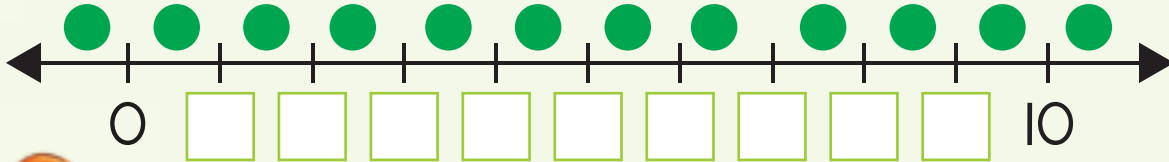




# Amaphethini amashumi



Gcwalisa ngezinombolo ezingekho.



Dweba ubuhlalu obuyi-10 ezikheleni uqondanise inombolo nebhulukhi elifanele.




50 40 30 20



Qedela umugqa wezinombolo ngokukopisha izinombolo ozinikeziwe ezikheleni ezifanele.

50 30 10 0 50 20 40





Qedela ibhodi lezinombolo usebenzisa okusikwayo nezinombolo zakho.

1	2	3	4	5	6	7	8	9	
11	12	13	14	15	16	17	18	19	
21	22	23	24	25	26	27	28	29	
31	32	33	34	35	36	37	38	39	
41	42	43	44	45	46	47	48	49	
51	52	53	54	55	56	57	58	59	
61	62	63	64	65	66	67	68	69	
71	72	73	74	75	76	77	78	79	
81	82	83	84	85	86	87	88	89	
91	92	93	94	95	96	97	98	99	

Sebenzisa izinombolo ezisikwayo ekugcineni kwale ncwadi.



20	40	10	60	90	80
50	30	100	70		



Teacher: \_\_\_\_\_  
Sign: \_\_\_\_\_  
Date: \_\_\_\_\_



60a

Ithemu 2



# Izinombolo nemali

Qondanisa amanani nemali.

R100		
R20		
R10		
5 <sup>c</sup>		
R50		
50 <sup>c</sup>		
R5		
R1		





# Imali: engamaphepha nohlweza

Kokelezela engamaphepha / ewuhlweza eyinani eliphakeme kunawo wonke.



R100



R50



R10



RI



R5



R10



RI



50c



5c



R20



R5



R10



Teacher:  
Sign:

Date:



60b

Ithemu 2



# Izinombolo nemali (Kuyaqhutshwa)

Kokelezela konke lokhu:

uhlweza olungama-5c



uhlweza olungama-10c



uhlweza olungama-20c



Kokelezela konke lokhu:

Ama-R10 ayiphepha



Kokelezela konke lokhu:

Ama-R20 ayiphepha





Kokelezela emgqeni ngamunye uhlweza olwenza ama-20c.




Kokelezela emgqeni ngamunye imali engamaphepha eyenza ama-R20.




Teacher: \_\_\_\_\_  
 Sign: \_\_\_\_\_  
 Date: \_\_\_\_\_






# Imali noshintshi



Dweba uhlweza olwakha isamba salokhu:

a.

10c



b.

20c

c.

15c









Hlanganisa uhlweza. Faka umbala empendulweni efanele.

	10c	15c	20c
	10c	15c	20c
	10c	15c	20c



Nginale mali ebhange lami eliyingulubana. Yini engingayithenga ngayo? Dweba noma unamathisele isithombe ebhulokhini.



Teacher:  
Sign:  
Date:

# Imali noshintshi kuyaqhutshwa






Susa ama-5c awuhlweza. Usele namalini?



5c



Malini esele?

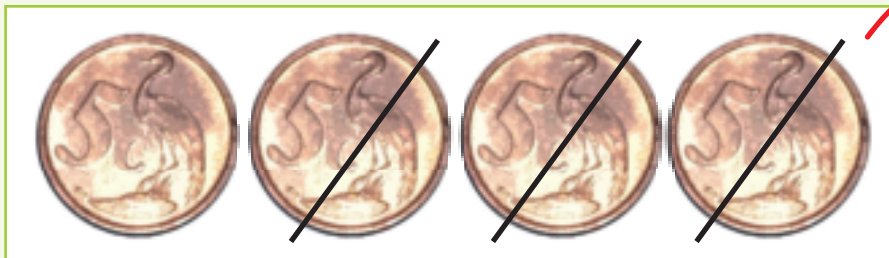





Malini esele? Qondanisa lokhu okulandelayo.




5c



20c



15c



10c



Teacher:  
Sign:  
Date:



# Isimo, ukubukeka kanye nesikhundla

Thola ukokelezele isimo esibukeka njengesimo esisebhokisini lokuqala.






Kokelezela impendulo efanele.

1	2	3	4	5

Yisiphi isilwane esingaphambili kwendlovu?

Yisiphi isilwane esingemuva kwenja?

Yisiphi isilwane esiphakathi kwedube nenja?


Umainja isuka iya phambili izoshayisa siphi isilwane?

Uma indlovu ihlehla izoshayisa siphi isilwane?

Yisiphi isilwane esimaphakathi nomugqa?

Yisiphi isilwane esisekuqaleni komugqa?

Yisiphi isilwane esisekugcineni komugqa?



Teacher: \_\_\_\_\_  
 Day: \_\_\_\_\_  
 Date: \_\_\_\_\_

# Amaphethini ezimo zezibalo

Nweba iphethini ngesimo esisodwa noma ngaphezulu.




Yenza iphethini lakkho ngalezi zimo ozinikeziwe.








Teacher: \_\_\_\_\_  
 Day: \_\_\_\_\_  
 Date: \_\_\_\_\_



# Izimo ezingonhlangothi - mbili nezinto ezingonhlangothi - ntathu


Faka umbala ezimweni.





Faka umbala obomvu ezikweleni 

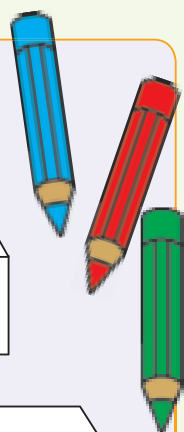
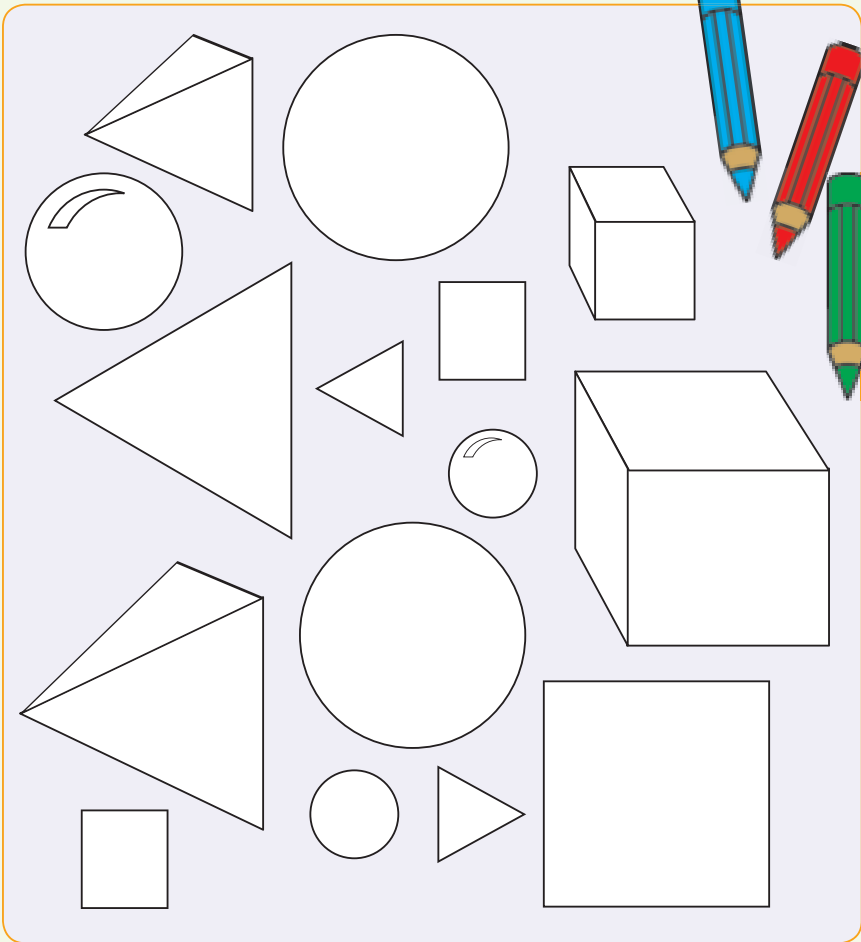
Faka umbala oluhlaza okwesibhakabhaka iziyingini 

Faka umbala oluhlaza okotshani konxantathu 

Faka umbala ophuzi emabhokisini 

Faka umbala obukhwebezane emabholeni 





Faka umbala osawolintshi kumaphiramidi 

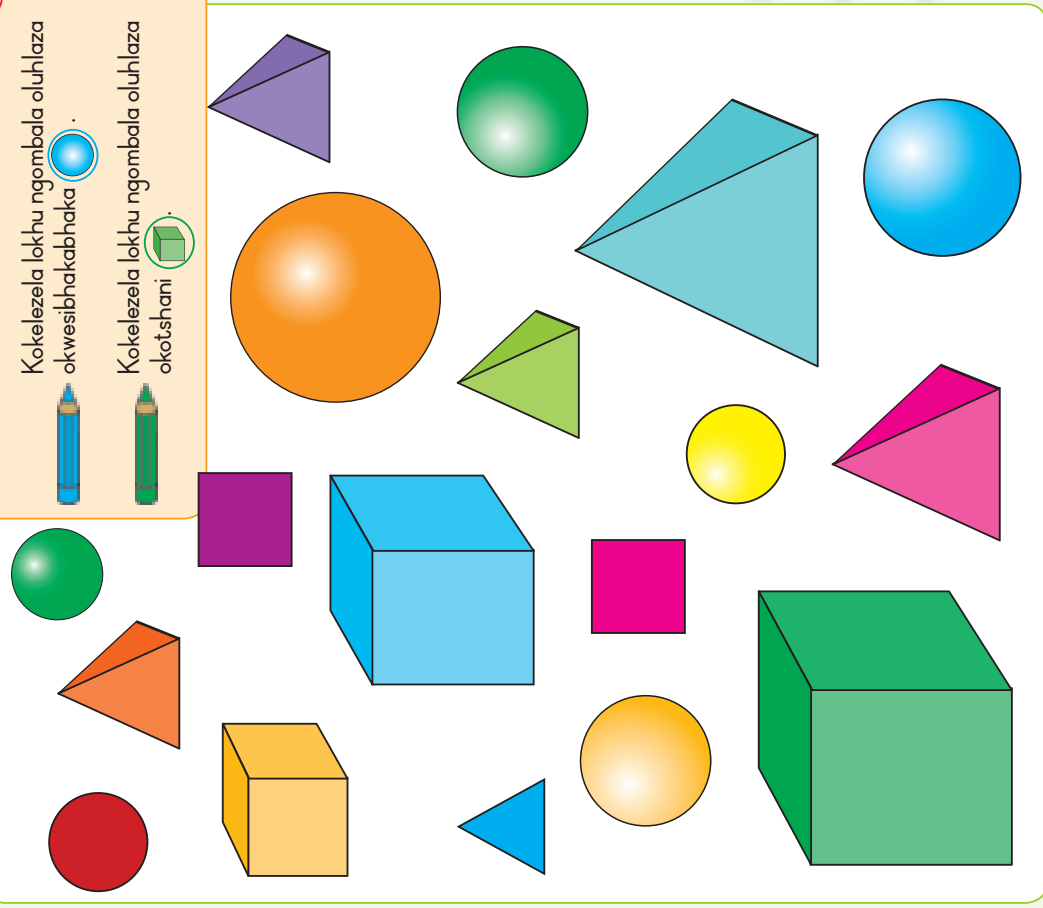


# Izimo nezinto eziphathekayo


Kokelezela izimo.



-  Kokelezela lokhu ngombala obomvu 
-  Kokelezela lokhu ngombala oluhlaza okwesibhakabhaka 
-  Kokelezela lokhu ngombala oluhlaza okotshani 








Teacher: \_\_\_\_\_  
 Day: \_\_\_\_\_  
 Date: \_\_\_\_\_

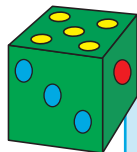


Shapes:

Cut out the shapes on the dotted lines. Now use them to do the worksheets in your book. Remember to keep them safe so that you can use them over and over again.

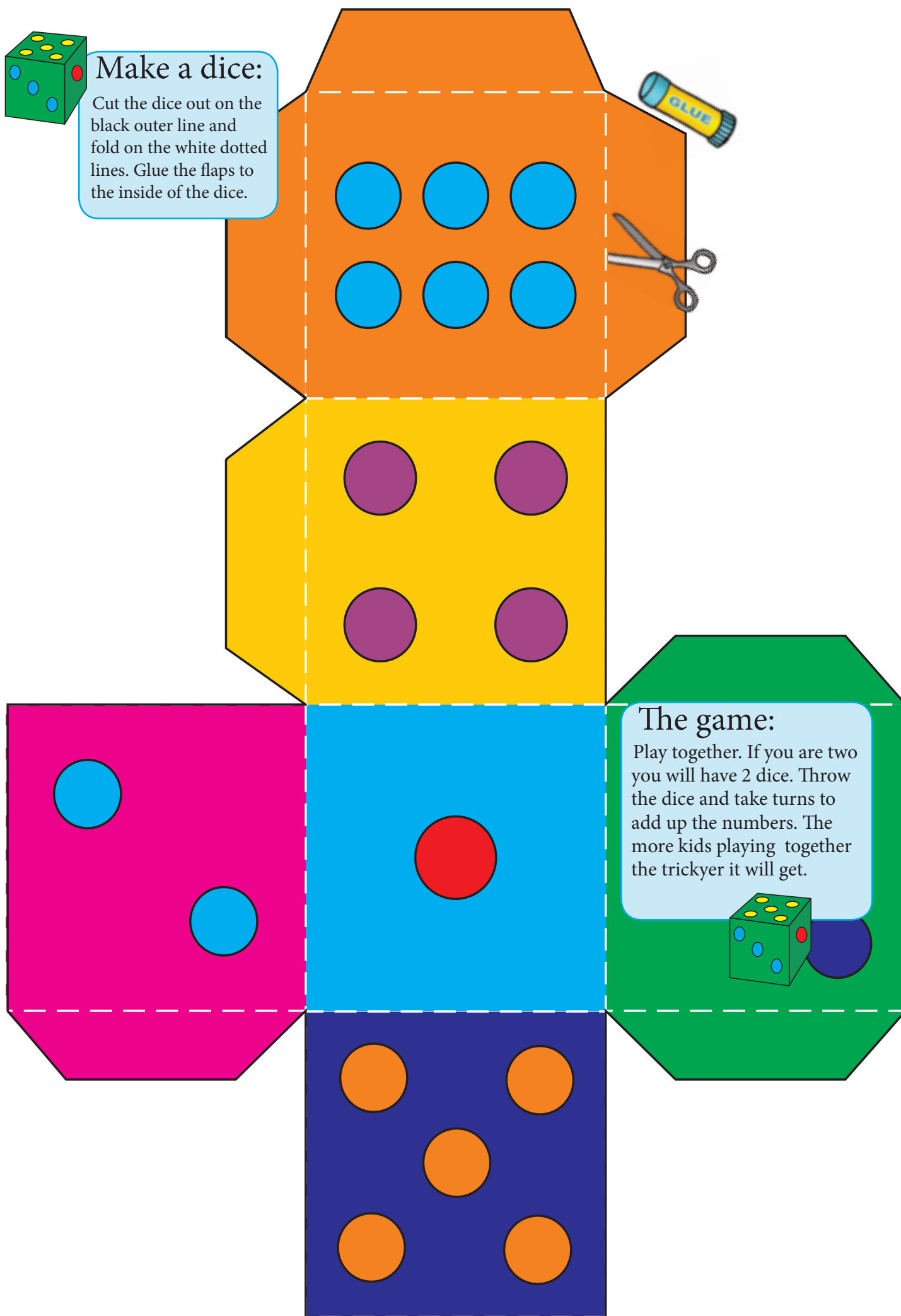







### Make a dice:

Cut the dice out on the black outer line and fold on the white dotted lines. Glue the flaps to the inside of the dice.



### The game:

Play together. If you are two you will have 2 dice. Throw the dice and take turns to add up the numbers. The more kids playing together the trickier it will get.



Use these cut outs numbers to complete the number board.



20	40
10	60
90	80
50	30
100	70