



ISIZULU
 GRADE R – BOOK 1
 TERM 1
 ISBN 978-1-4315-0692-7
 THIS BOOK MAY NOT BE SOLD.
 14th Edition



Ibanga **R**



Ibuyekeziwe
 - Ihambisana
 ne-CAPS

Igama:

Blank box for writing the name.



basic education
 Department:
 Basic Education
 REPUBLIC OF SOUTH AFRICA

YESIZULU

Inwadi yoku -



Ithemu l



UNKk Angie Motshekga,
uNgqongqoshe weMfundo
Eyisisekelo.



UDkt. Reginah Mhaule,
iSekela loMnyango
weMfundo Eyisisekelo.

Lezi zincwadi esizibiza ngeRainbow Workbooks esizenzele ukwamukela laba abancane (beBanga R) ziyingxenywe ebalulekile yoMnyango weMfundo Eyisisekelo, ngoba kuhloswe ngazo ukuhlumelelisa ukufunda kwalaba bantwana baseNingizimu Afrika. Uphenyo lusiqinisekile ukuthi abantwana abaye banikwa ithuba lokufunda ngale ndlela ngaphambi kokuyoqala iBanga loku-1, bafunda kangcono naseminyakeni elandela laphe – emazingeni aphansi kanye nakwamaphakathi. Kungakho kusungulwe lolu hlelo lokufundisa iBanga R ngale ndlela.

Izinto ezifundiswa emaBangeni aPhansi zikhombisa ukuthi kuyadingeka umntwana owenza iBanga R ukuthi anikezwe ithuba lokufunda, lokubhala kanye nelokubala, bese liqhakambisa futhi ukuthi laba bantwana bazodinga ukwenzela isesekelo esiqinile semfundo ukuze kube lula ukufunda uma befika eBangeni loku-1 nangaphezulu.

Lezi zincwadi zeBanga R zenziwe zaba nenjongo yokusiza abantwana ukuthi bakhulise lolu hlobo lwamakhono kanye nezinto zokuqala ezibalulekile empilweni yabo kwezemfundo. Ngaleyo ndlela kwakheka isesekelo esinqala ekufundeni kwabo. Kanti-ke lezi zincwadi ziveza amathuba amaningi okuthi abantwana bakhule bekujwayele ukusebenzisa amakhono abalungiselela imfundo yasesikoleni elandelayo.

Ngaphambi kokuthi laba bantwana balolongelwe ukufunda badinga ukusizwa bazi kuqala ukuthi incwadi ibanjwa kanjani, aphenkulwe kanjani namakhasi ayo. Badinga ukwenziwa baqonde ubuhlobo obukhona phakathi kwamagama nezithombe ezisencwadini, bese beqonda futhi ukuthi amakhasi aqukethe amagama anemisindo nencazelo yalawa magama. Ngakolunye uhlangothi, kumele ngaphambi kokufunda ukubhala, umntwana akwazi ukuthuthukisa intshisekelo yemvelo yakhe yokuhlela kahle izinto, azijwayeze indlela izimo ezakheke ngayo, asuke kulokho azijwayeze ukubumba izinhlamvu. Yiwo-ke amakhono lawa lezi zincwadi ezihlelelwe ukuwathuthukisa ebantwaneni.

Siyazi ukuthi abantwana abakhuli ngomfutho nesivinini esifanayo kuleli Banga lika-R. Lezi zincwadi zihlelelwe ukukwazi ukusiza uthisha ukuthi asebenze ngokubambisana nomntwana esivininini sakhe, kuze kuthi noma kuvela isidingo, ahlehle naye umntwana encwadini, athathelele, bese ebuya naye futhi ehlabela phambili, amthuthukise ngesivinini adaleke ukuthi athuthuke ngaso. Imisebenzi yokwenziwa kulezi zincwadi iyamelekelela uthisha ukuvundulula izingqinamba anokuhlangabezana nazo umntwana ohambeni lwakhe ngokwemfundo, ukuze lezo zingqinamba zikwazi ukugotshwa zisagobeka kumntwana, angaze aqale imfundo esemthethweni zisekhona.

Lezi zincwadi zididiyela ukufunda, ukubala kanye namakhono, okwethulwa ngezindikimba ezingama-20, ezinezinto zokuzijabulisa ezibahehayo abafundi ukuthi bawunake bawujabulele umsebenzi okuzo. Sinethemba lokuthi abafundi bazokuthokozela ukusebenzisa lezi zincwadi ngenxa yemisebenzi ekuzo ngenkathi bekhula bethuthuka emfundweni. Kanye nokuthi-ke nawe njengothisha wabo, uzozibandakanya kanye nabo kukho konke lokhu.

Ukusebenza ngokubambisana



Ukwakha iphazili...



basic education
Department:
Basic Education
REPUBLIC OF SOUTH AFRICA



SCAN HERE
or visit OMO.CO.ZA
for fun activities in
the OMO Messy
Play Zone.





Incwadi

IBanga **R**INALOKHU

- Ulimi
- Izibalo
- Amakhono empilo

1	Mina	2
2	Umzimba wami	12
3	Ekilasini	24
4	Ukuphila kahle	32
5	Abangani bami	42

NTUNZISI

Incwadi
yoku-




Ithemu 1




Mina



Hamba ngomunwe
phezu kwamachashaza
bese ufaka umbala.



intombazane



umfana





Dweba isithombe sakho.

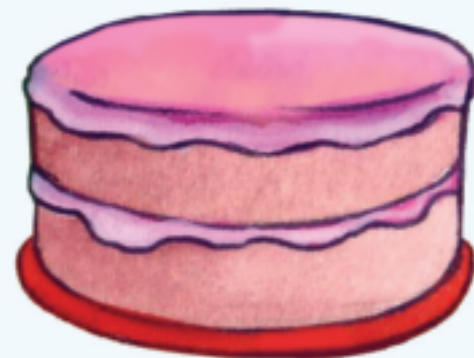

Ithemu 1 – Isonto 1-5


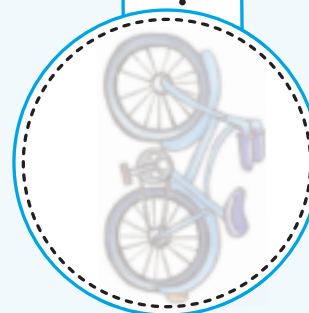
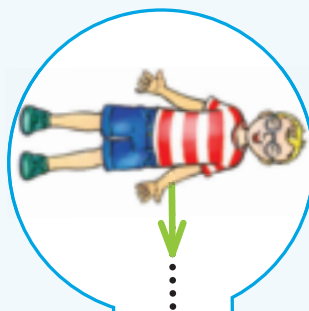
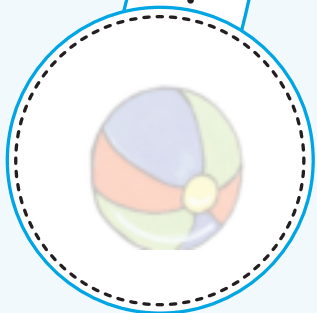


1.2



Kokelezela bese ufaka umbala eminyakeni yakho.



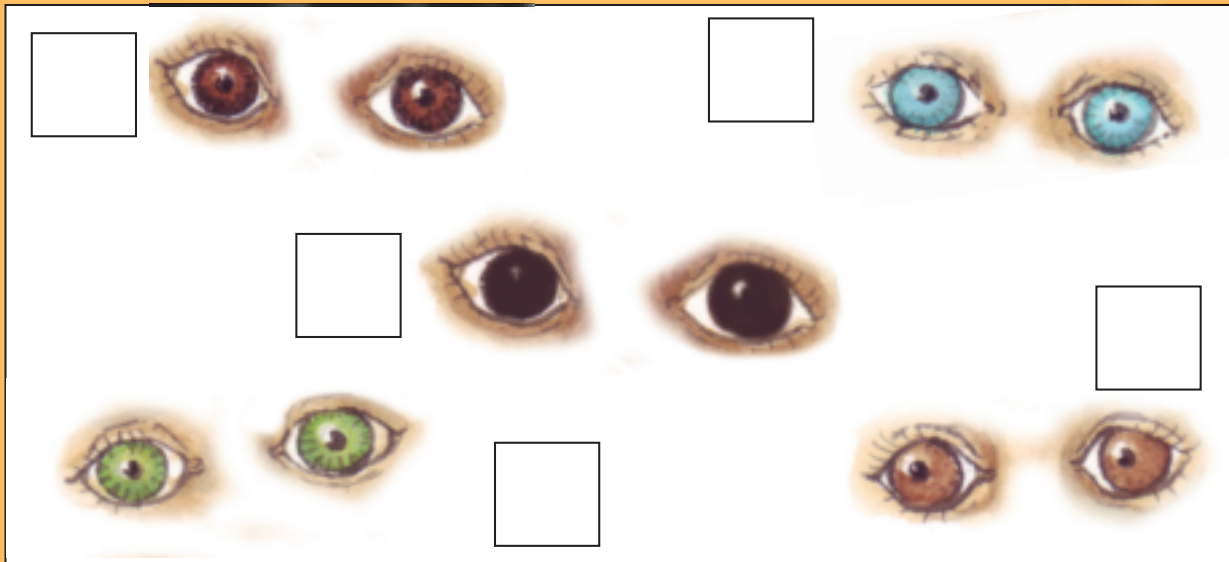


Faka isitikhha bese uhamba emigqeni ukukhombisa indlela.

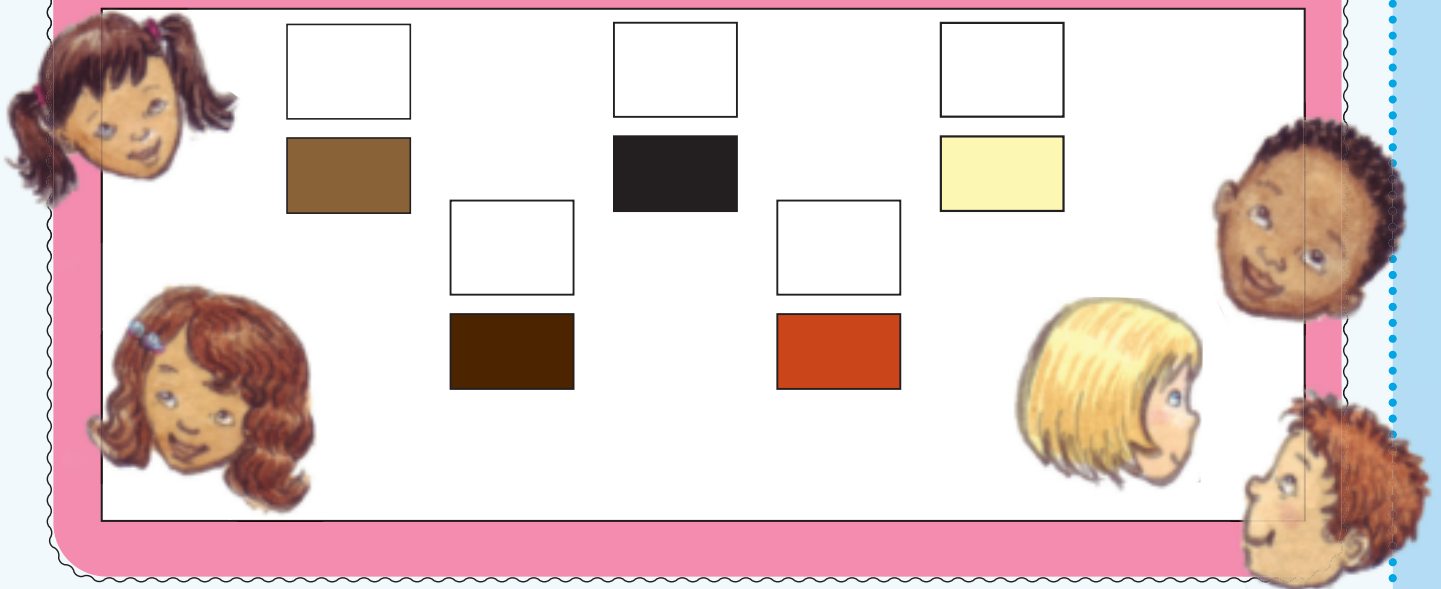


Faka umbala wamehlo nezinwele zakho emabhokisini.

Umbala wamehlo ami



Umbala wezinwele zami





1.5






Dweba ubuso bakho.

Ithemu 1 – Isonto 1–5







Faka uphawu kokuthandayo ukuze ukhulume ngakho.












Qondanisa okuhambelanayo.













Bala, kokelezela bese uhambe ngomunwe phezu kwenombolo.

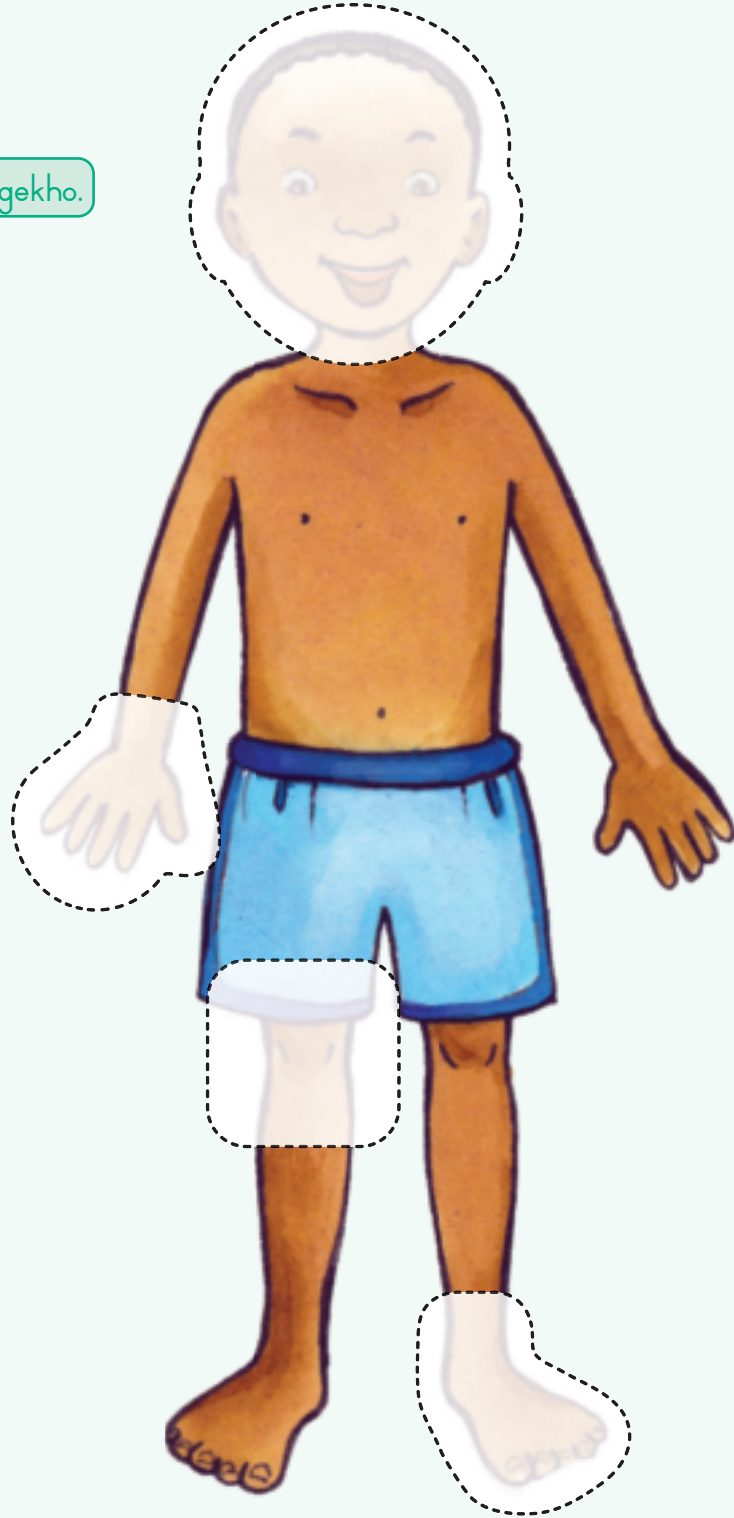


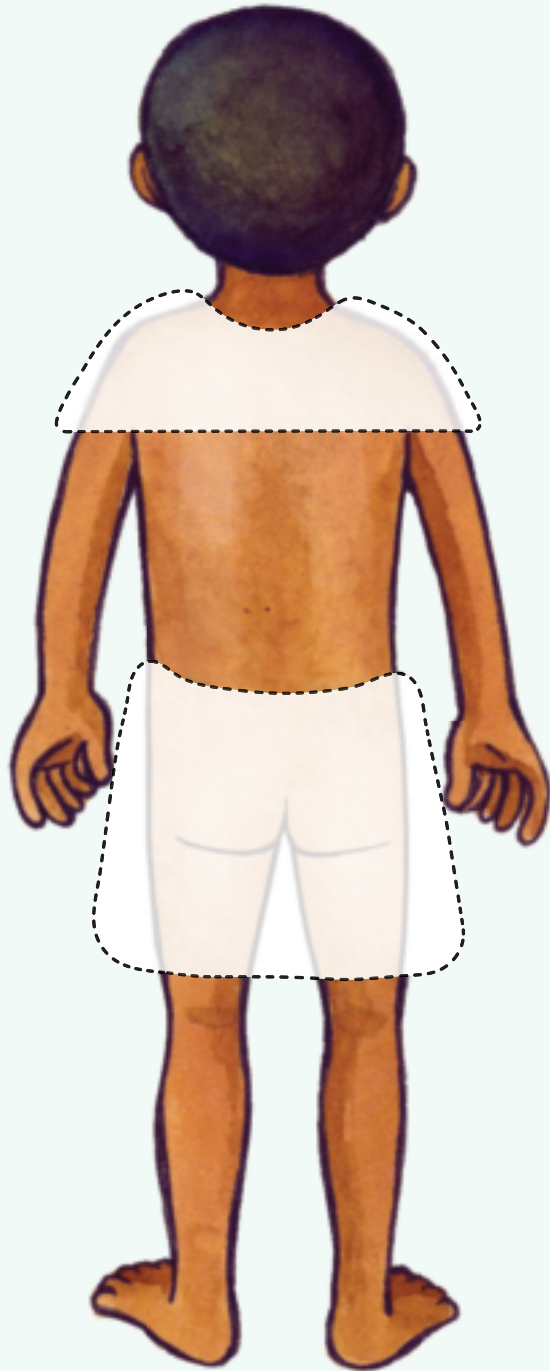
2

Umzimba wami



Asixoxe bese sifaka izingxenye ezingekho.








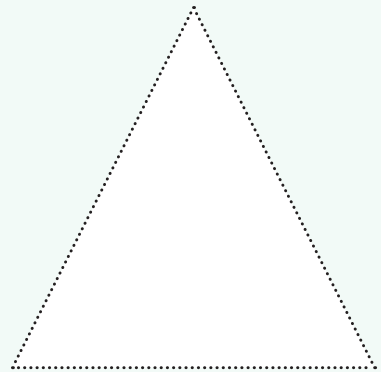







2.



Hamba ngomunwe phezu kwemigqa bese ufaka umbala.

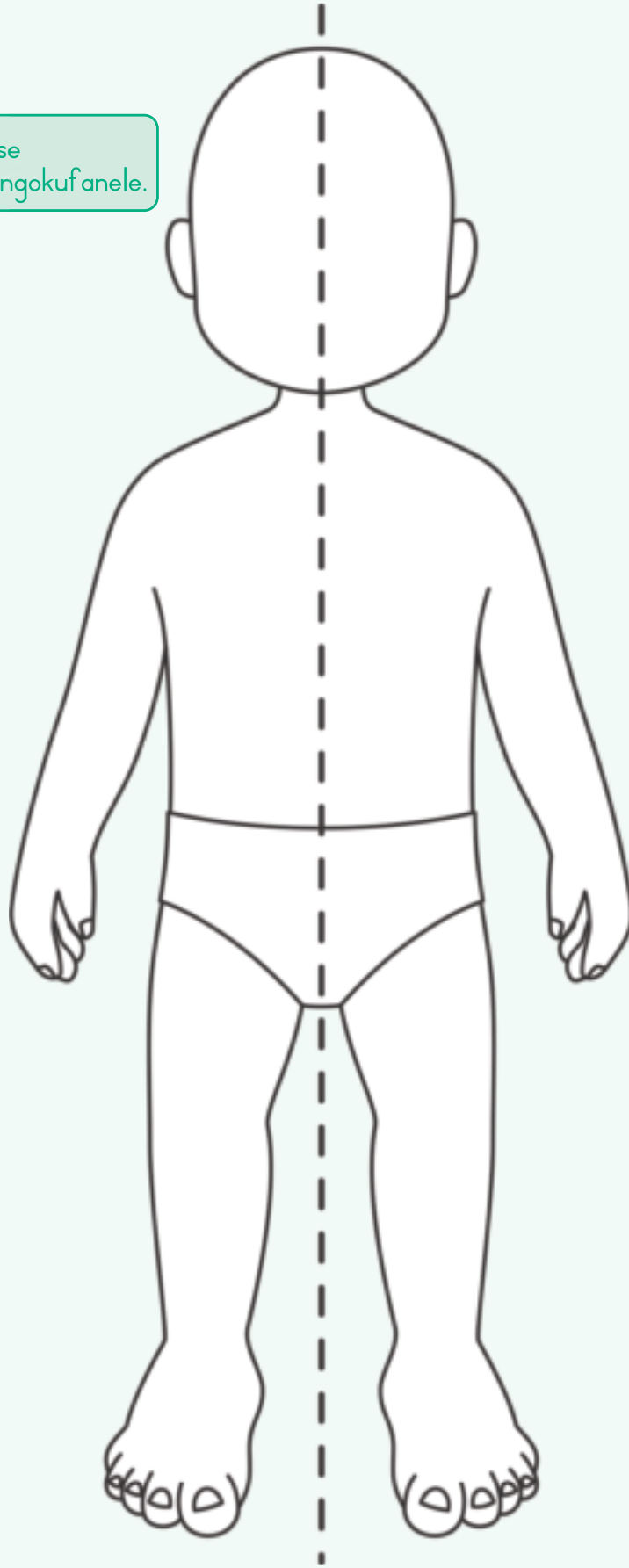
Ithemu 1 – Isonto 1–5

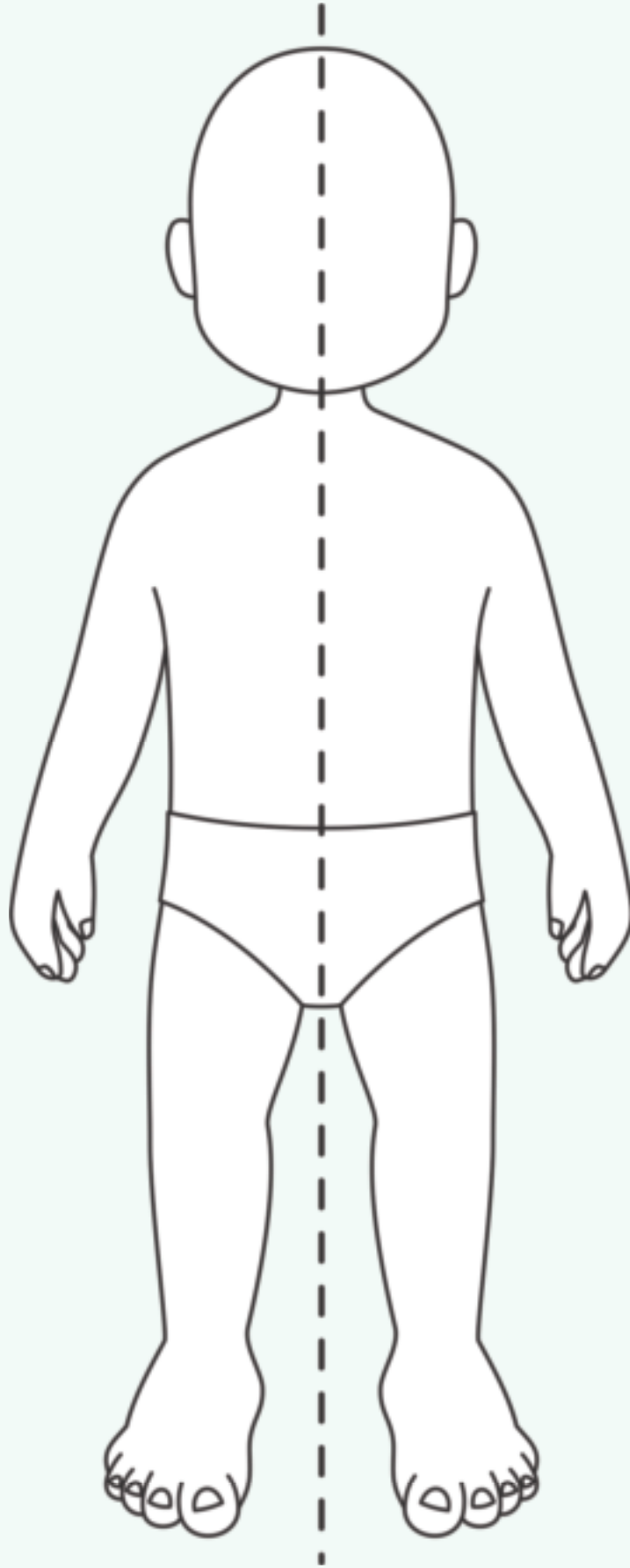


2.2



Gogo, sika bese unamathisela ngokufanele.

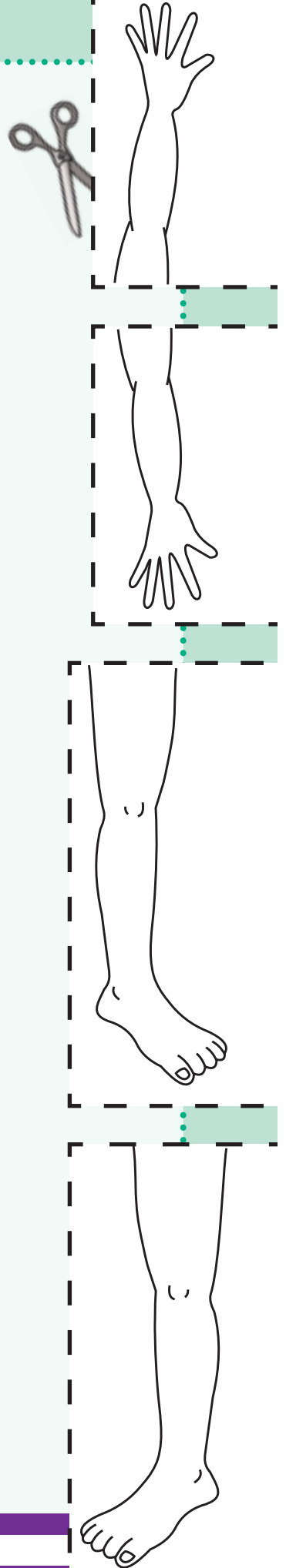
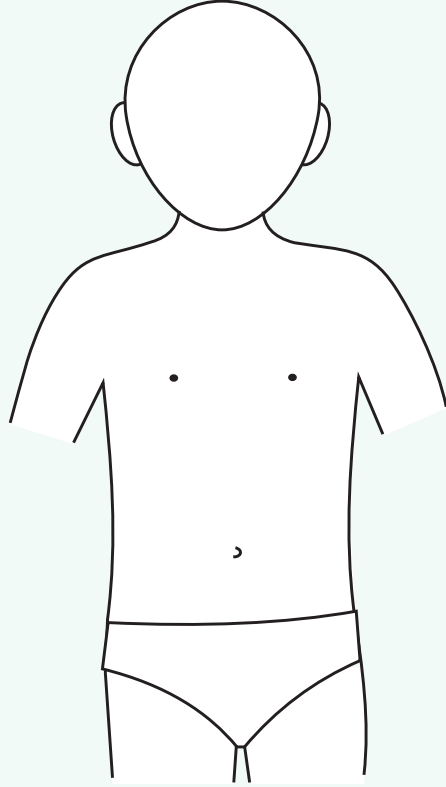




2.3



Sika bese unamathisela endaweni efanele.



2.4




Dweba isandla osisebenzisa njalo uhambe phakathi kweminwe.

A large empty rounded rectangular box for drawing or writing.



Namathisela iminwe yesandla osisebenzisa njalo emabhokisini.




Five empty rounded rectangular boxes for writing or drawing.





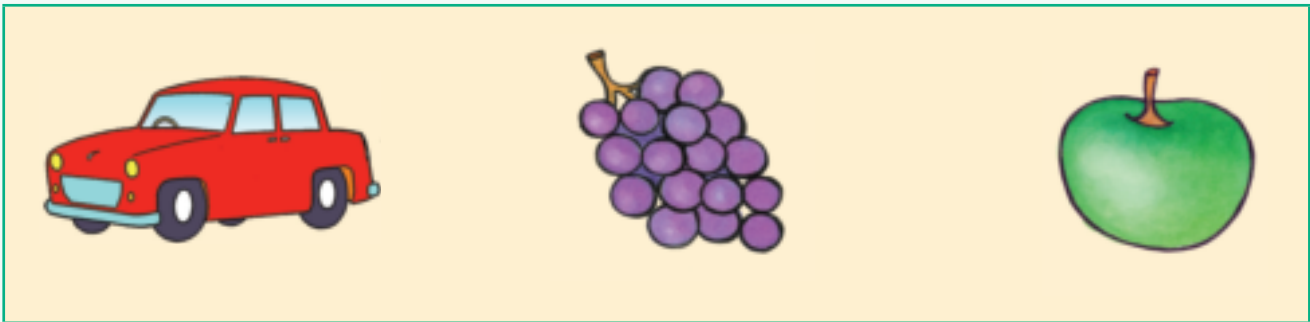

Xoxa ngokulandelana kokwenzekayo ezithombeni.



2.6



Kokelezela okungahambisani nokunye.









Kokelezela isithombe sobuso okufana nokusesithombeni sokuqala.

Ithemu 1 – Isonto 1–5

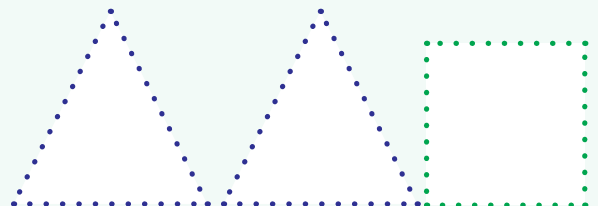
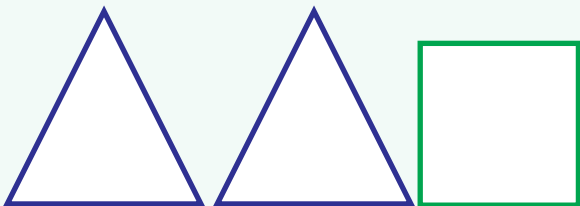



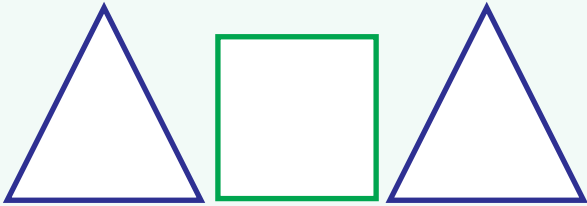
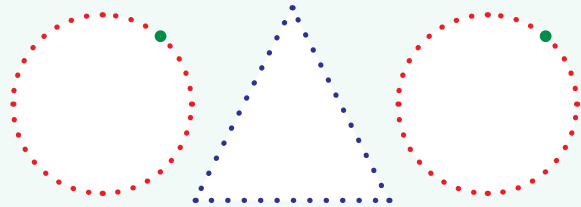
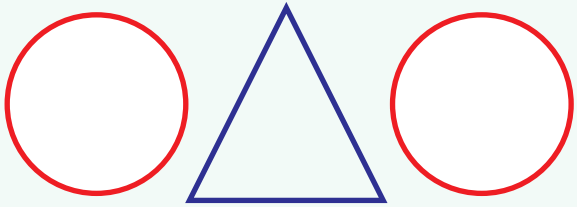
	
---	--

	
---	---

	
---	--




Phinda iphethini, uhambe ngomunwe bese ufaka umbala.



Ekilasini

Xoxa ngesithombe.









3.1



Kokelezela intambo emfishane bese ukhombisa ngophawu ✓ intambo ende.

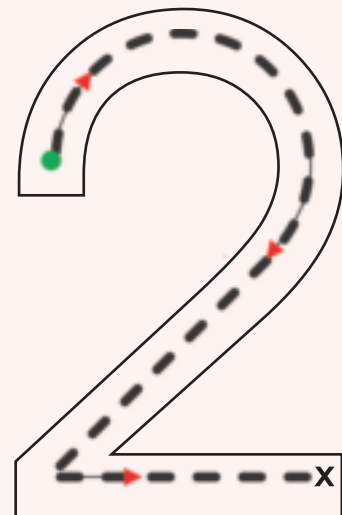
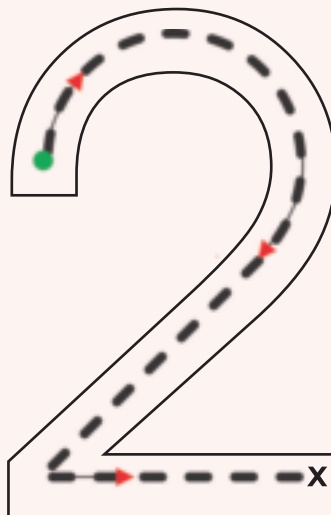
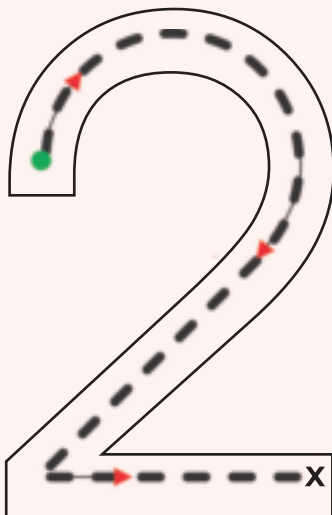
Ithemu 1 – Isonto 6–10



3.2






Bala, kokelezela okubili ezithombeni bese uhamba ngomunwe kunombolo 2





Faka umbala kokubili kulowo nalowo mugqa.





Xoxa ngezinto ezenzeka nsuku zonke.



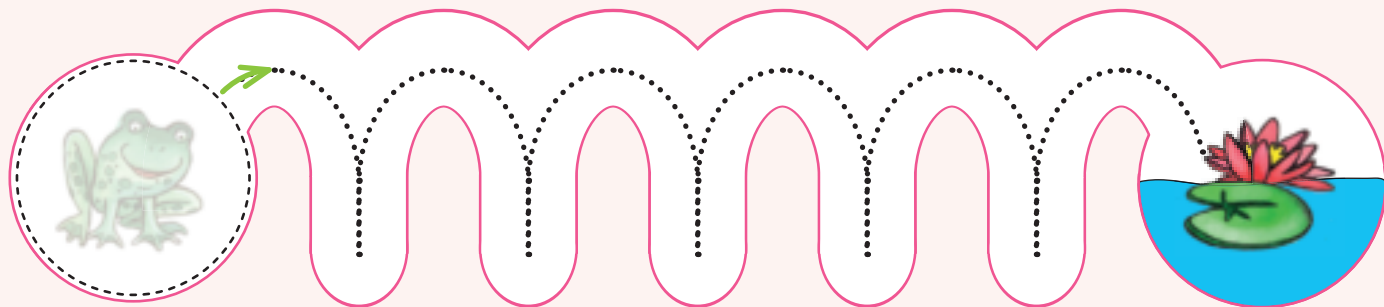

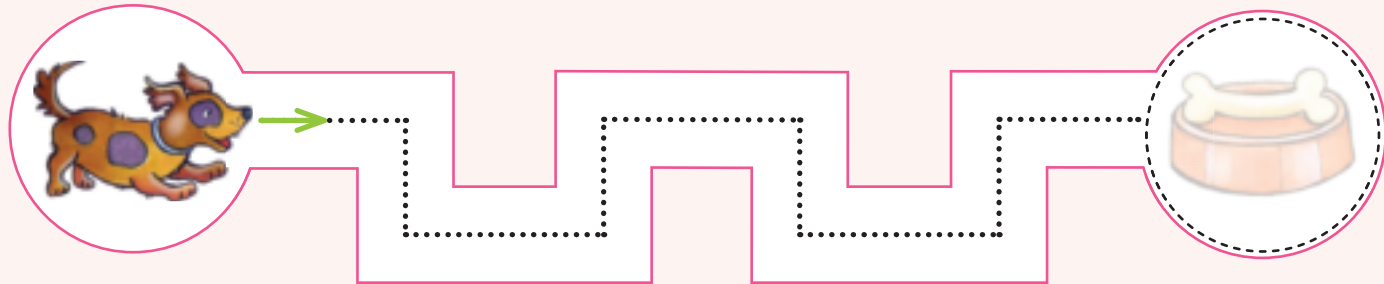



Faka izinto esikhwameni sesikole.





Faka isitikha, landela umugqa ngomunwe uze ufike ekugcineni kwesithombe bese ubhala ngokrayoni.



Ukuphila kahle

Xoxa ngokwenzeka esithombeni.







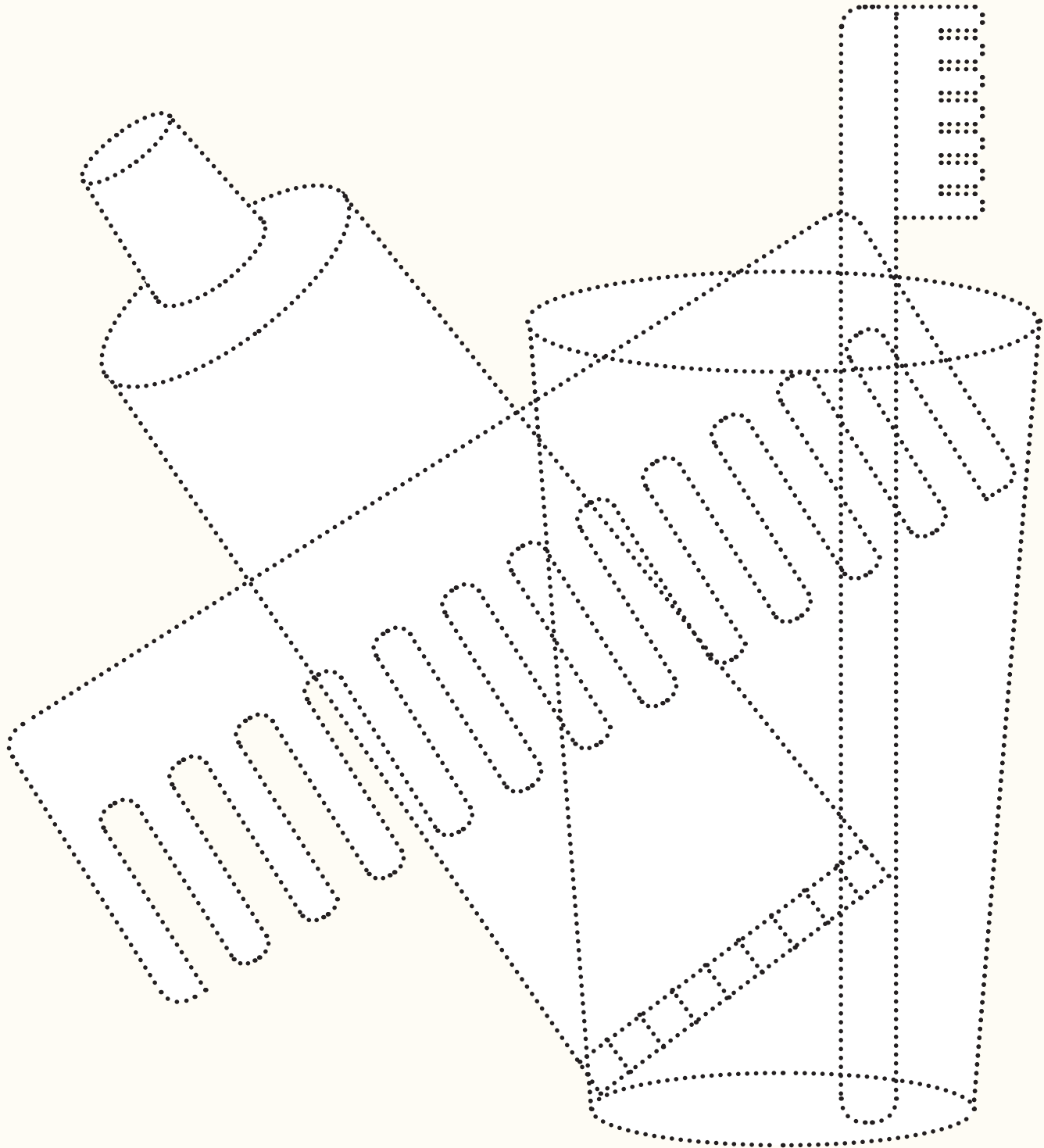
Landela umugqa ukuze uthole ukuthi labantwana benzani ukuze bahlanzeke.



4.2










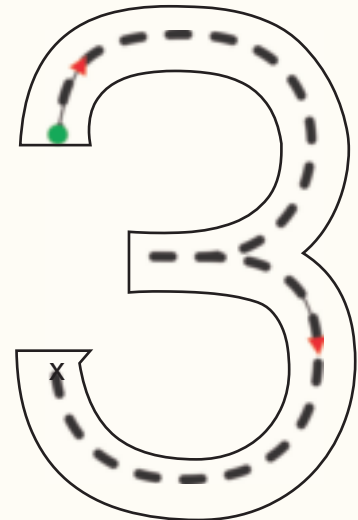
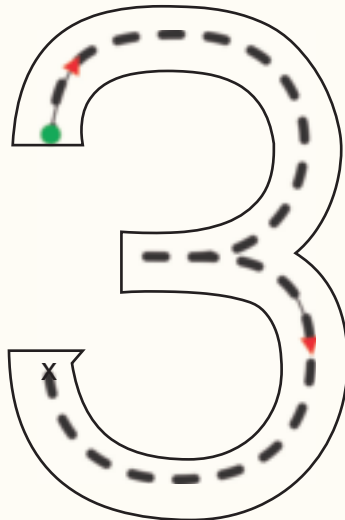
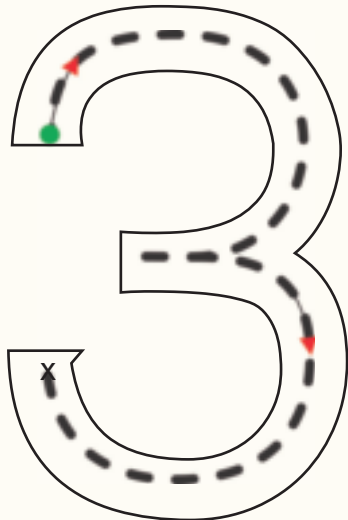
Faka umbala uphinde ulandele umugqa ukuthola ukuthi zingaki izinto ozibonayo.





Kokelezela okuthathu kulowo nalowo mugga uhamba ngomunwe phezu kwenombolo u3.


		
		
		

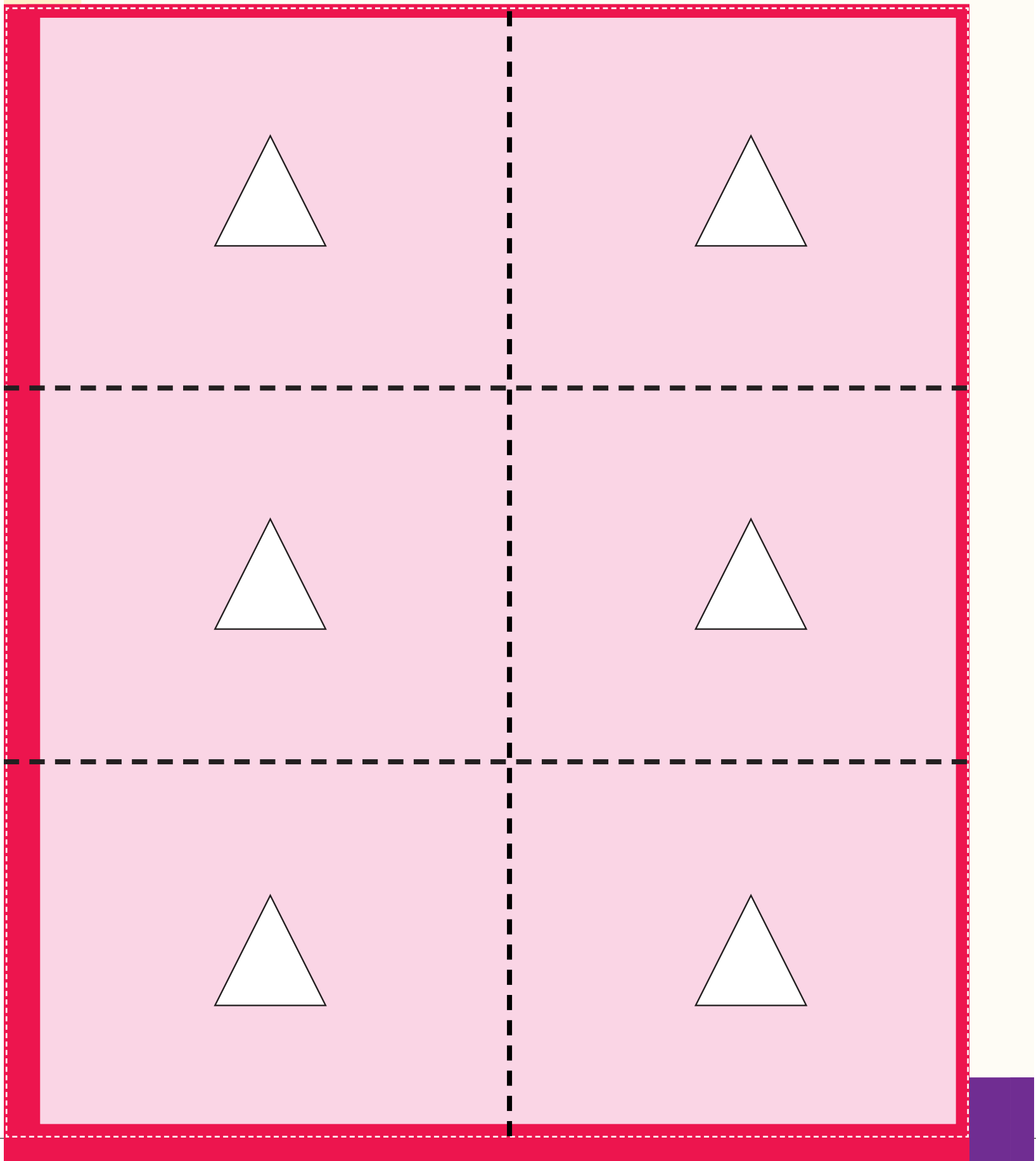




4.4



Sika phezu kwamachashaza bese ubuye uzibuyisela ezindaweni zazo.







Sika izithombe ulandela imigqa yamachashaza bese uzibeka ngokulandelana.



3

2

1

3

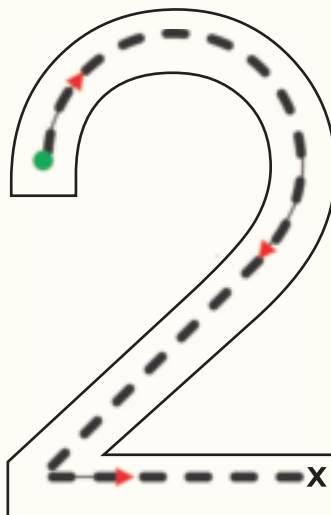
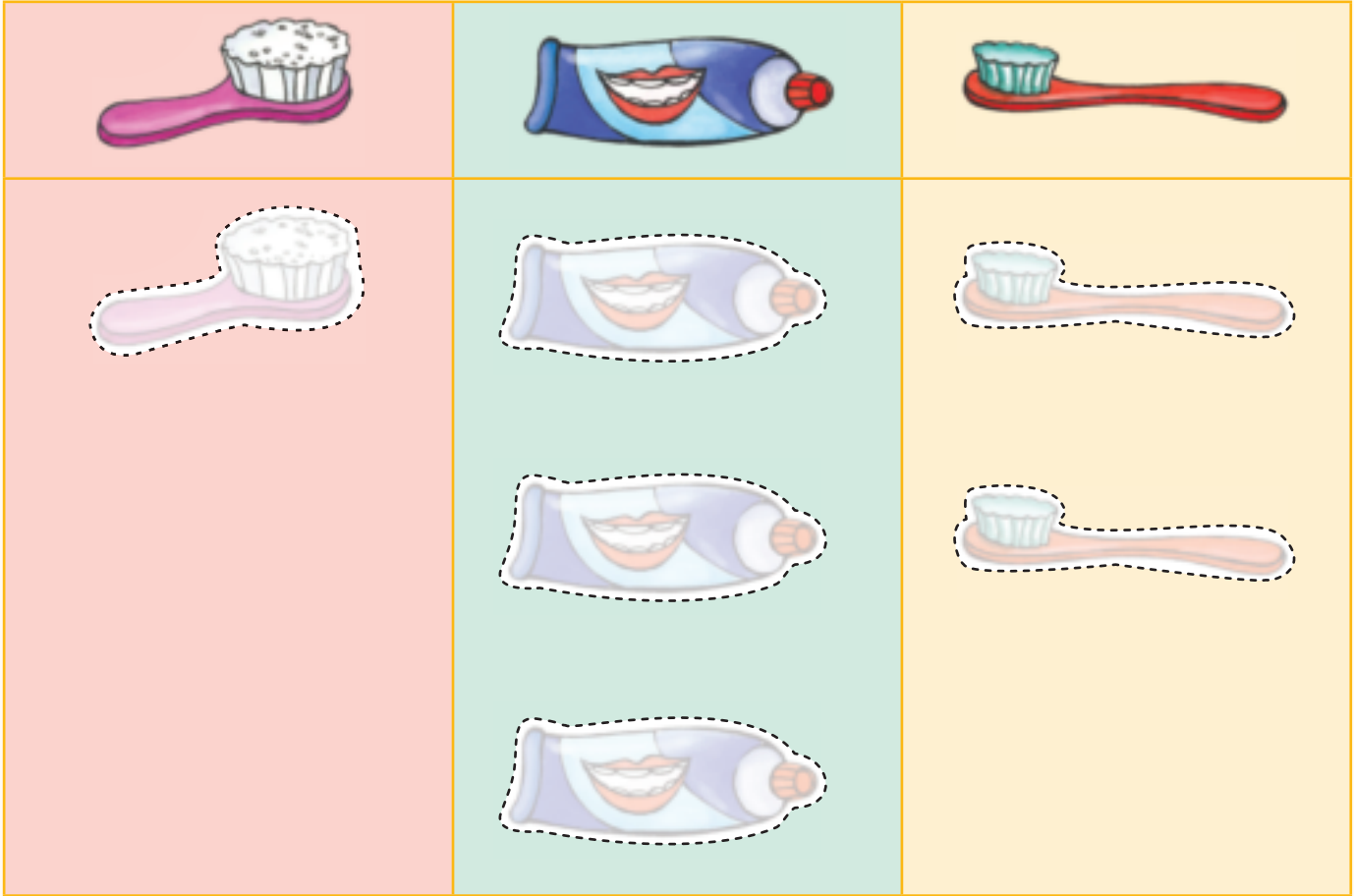
2

1

4.6



Namathisela izitika, bala bese uhamba ngomunwe phezu kwenombolo.



Abangani

Xoxa ngesithombe bese unamathisela izitikha.





5.



Kokelezela isithombe esifana nesise kuqaleni.

Ithemu 1 – Isonto 6–10







Thola umehluko bese ufaka umbala.





Bhala phezu kwamachashaza uthole izingubo abazithandayo.


Ithemu 1 – Isonto 6–10



5.4



Xoxa ngesithombe bese ufaka umbala elangeni nasezinyosini bese unamthisela izitikha.





Sika, unamthisele imicibisholo ukusiza umngani wakho ukuthola ijangela jimu.

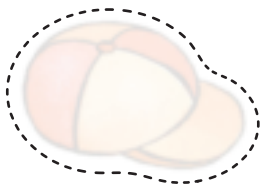
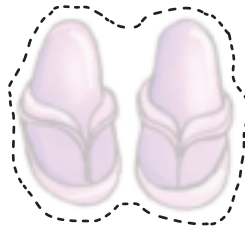
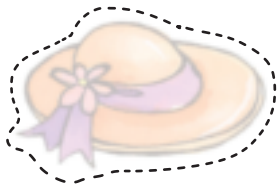


5.6



Xoxa bese unamathisele izitikha.

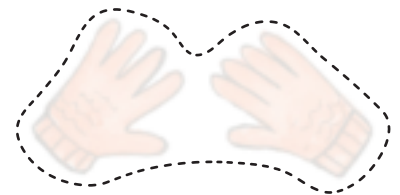
kuyashisa









Xoxa ngesithombe bese unamathisela izitikha.

kuyabanda





Sika unamathisele imicibisholo ukusiza umngani wakho ukuthola ijangila jimu.





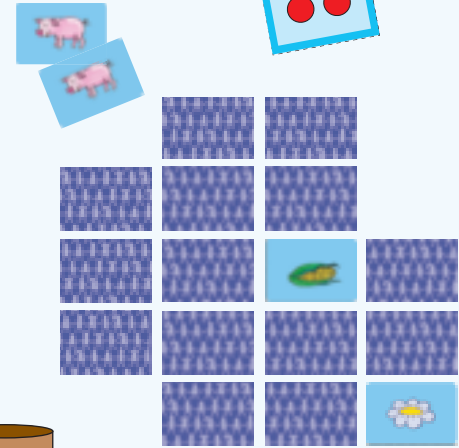
Izinto engizisikile



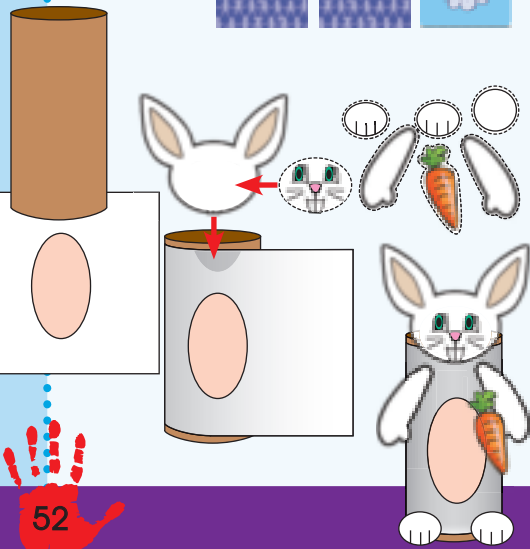
Onodoli beminwe:
Khetha isilwane esi-1 ubhale usonhlamvukazi wegama lakho eyembeni laso. Manje bhala usonhlamvukazi emayembeni abangani bakho aba-4.



Amaphazili ezinombolo:
Sika ulandele imigqa yamachashaza wenze amakhadi asiza ukuqondanisa izinombolo. Manje qondanisa izithombe nezinombolo ezifanele, noma nenani elifanele lamachashaza. Ungazisebenzisa izimo uma kudingeka.



Umdlalo wokuzikhumbuza:
Sika amakhadi ulandele amachashaza amnyama. Shova amakhadi uwabeke etafuleni uwabhekise phansi. Yembula amakhadi amabili esikhathini ngasinye. Uma evumelana wabeke eceleni. Thola ukuthi ngubani okwazi ukwenza lokhu aqede abeke eceleni wonke amakhadi kuqala. Sebenzisa ikhono lakho lokukhumbula udlale umdlalo wokushaya amakhadi nomngani wakho.




Izilwane zephapha lasendlini yangasese:
Thola amarolo ephapha lasendlini encane. Wasike abe wonxande bese unamathisela onxande abakhulu ngegulu ukuze kuvaleke amashubhu. Sika amakhanda uwanamathisele kumarolo kwesinghla. Sebenzisa izitikha zezilwane ukunamathisela ubuso emakhanda ngokuthanda kwakho. Namathisela izingalo, imilenze kanye nemisila esilwaneni ngasinye kumarolo. Dweba noma uzakhele ezakho izilwane nawe.

Make some zig zag books.
Cut on the solid lines and
fold on the dotted lines.



Izinombolo



Izilwane ezingabangani
bethu



1




kunye



inja

2



kubili



ikati

3



kuthathu




inhlanzi


intulo



kune



inyoni



kuhlanu



iguondane



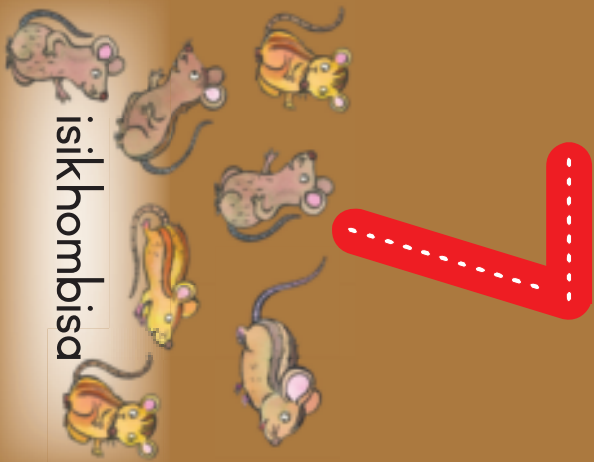
isithupha



unogwaja



isikhombisa





IZINTO ENGIZISIKILE


NAMATHISELA NGEGLU LAPHA

NAMATHISELA NGEGLU LAPHA

NAMATHISELA NGEGLU LAPHA

NAMATHISELA NGEGLU LAPHA

FOLD



- 0
- 1
- 2
- 3
- 4
- 5
- 6
- 7
- 8
- 9
- 10
- 11
- 12
- 13
- 14
- 15
- 16
- 17
- 18
- 19
- 20
- 21
- 22
- 23
- 24
- 25
- 26
- 27
- 28
- 29

a b c d e f g h i j k l m n o p q r s t u v w x y z



0	a
1	b
2	c
3	d
4	e
5	f
6	g
7	h
8	i
9	j
10	k
11	l
12	m
13	n
14	o
15	p
16	q
17	r
18	s
19	t
20	u
21	v
22	w
23	x
24	y
25	z

GLUE HERE

GLUE HERE

GLUE HERE

GLUE HERE

GLUE HERE

GLUE HERE

GLUE HERE

GLUE HERE

GLUE HERE

GLUE HERE



1

1

2

2

3

3

4

4


5


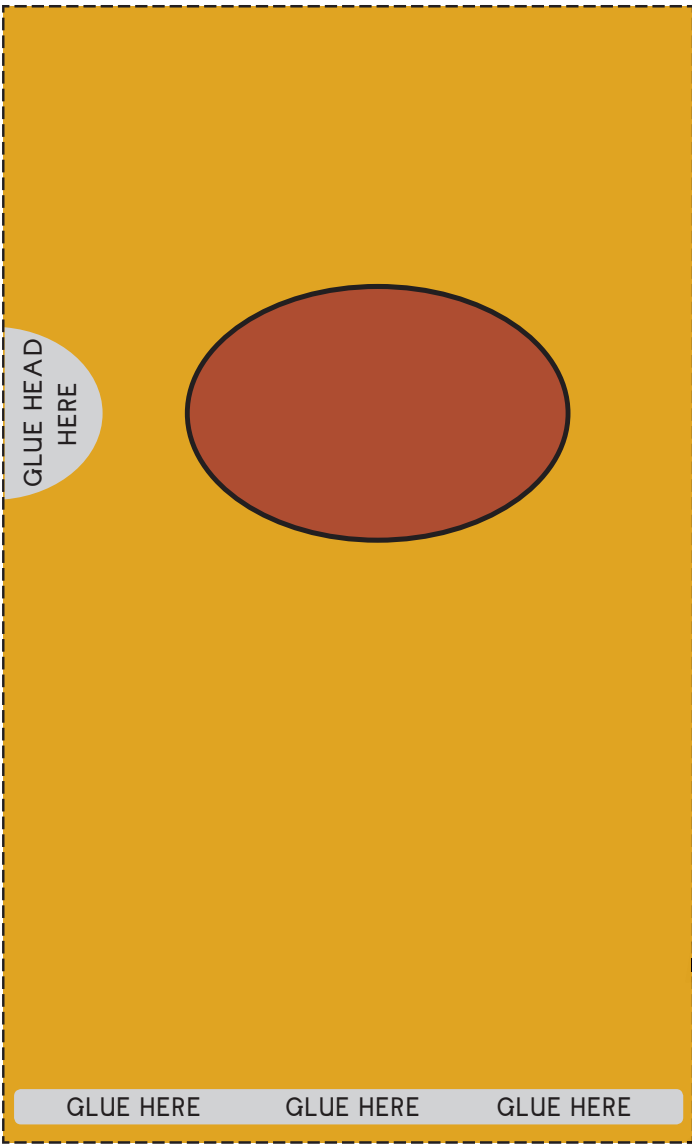
5








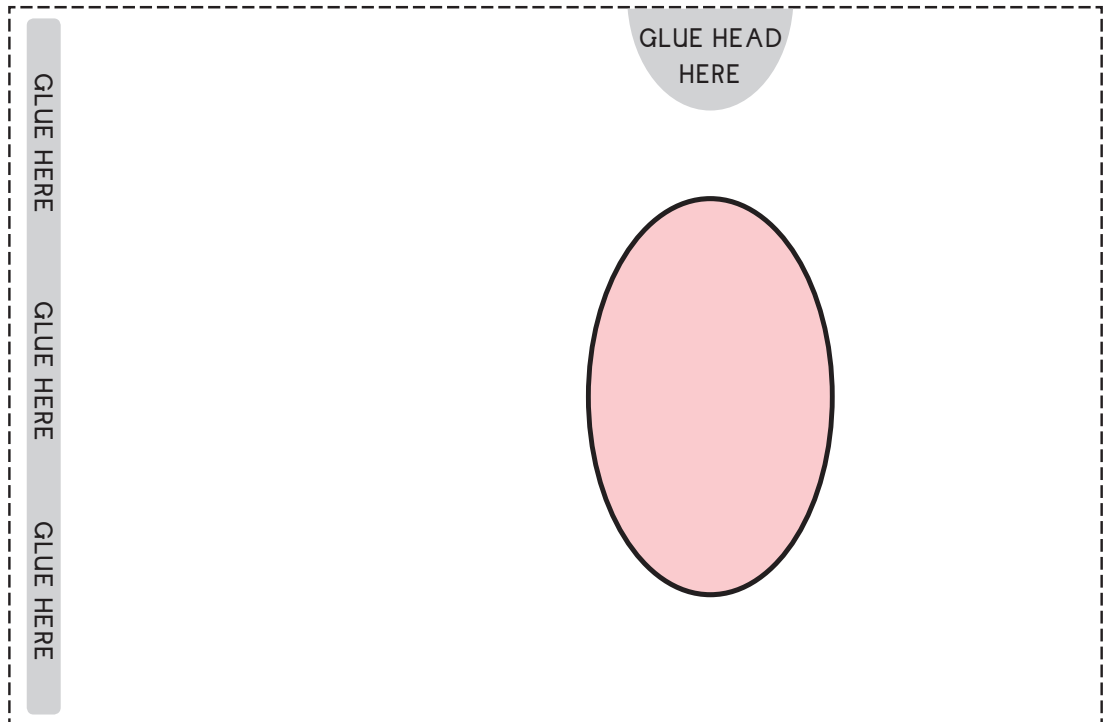






TEDDY BEAR



RABBIT





STICKERS

GRADE R BOOK1

8



6




12



20



30



31



43




47





49-50




TEDDY BEAR





ARMS




NOSES & MOUTHS



TAILS



EYES



FACES





ARMS




TAILS



EYES




FACES



RABBIT



12



33



30



41

