

TIPS TO DRINK MORE WATER



Choose a glass of water rather than having a sugary drink



Always carry water with you



Keep a reusable water bottle with you and make sure to refill it regularly



Take a bottle of clean, safe water to school



Try setting reminders using your cellphone or notes at your desk to drink water regularly



Make it a habit to drink water with meals



Increase daily water intake when the weather is hot



Drink one to two glasses of water 30 minutes before exercising and sip extra water for the next few hours afterwards

ISBN 978-1-4315-0048-2



9 781431 500482



ENGLISH HOME LANGUAGE
GRADE 1 – BOOK 2
TERMS 3 & 4

ISBN 978-1-4315-0048-2

14th Edition

THIS BOOK MAY NOT BE SOLD.

Workbooks available in this series:

- Grade R (in all official Languages);
- Literacy/Home Language Grades 1 to 6 (in all 11 official Languages);
- Mathematics Grades 1 to 3 (in all 11 official Languages);
- Mathematics Grades 4 to 9 (in Afrikaans and English);
- Life Skills Grades 1 to 3 (in all 11 official Languages); and
- Grades 1 to 6 English First Additional Language.

ENGLISH HOME LANGUAGE – Grade 1 Book 2

ISBN 978-1-4315-0048-2

Revised and
CAPS aligned



Grade 1

Name: _____

Class: _____



basic education

Department:
Basic Education
REPUBLIC OF SOUTH AFRICA

**ENGLISH HOME
LANGUAGE**

Book 2
Terms
3 & 4



Mrs Angie Motshekga,
Minister of
Basic Education



Dr Reginah Mhaule,
Deputy Minister of
Basic Education

These workbooks have been developed for the children of South Africa under the leadership of the Minister of Basic Education, Mrs Angie Motshekga, and the Deputy Minister of Basic Education, Dr Reginah Mhaule.

The Rainbow Workbooks form part of the Department of Basic Education's range of interventions aimed at improving the performance of South African learners in the first six grades. As one of the priorities of the Government's Plan of Action, this project has been made possible by the generous funding of the National Treasury. This has enabled the Department to make these workbooks, in all the official languages, available at no cost.

We hope that teachers will find these workbooks useful in their everyday teaching and in ensuring that their learners cover the curriculum. We have taken care to guide the teacher through each of the activities by the inclusion of icons that indicate what it is that the learner should do.

We sincerely hope that children will enjoy working through the book as they grow and learn, and that you, the teacher, will share their pleasure.

We wish you and your learners every success in using these workbooks.



A proud sponsor of the National School Nutrition Programme

By eating a balanced diet,
you will make your body grow strong.




#EatForGood



Grade 1



Home Language
in ENGLISH



This book belongs to:

ENGLISH

Book

2

Theme 5: What we enjoy

65 Pets 2

Speaking about a picture.
Reading short sentences.
Word work: The vowel sounds.
Matches word cards with sentences.
Writing: Practices A.
Writing: Copies the sentence.

66 Cats and dogs 4

Fills in the correct vowels so that word matches the picture.
Phonics: Finds and circles vowels.
Uses alphabetical order to join the dots.
Writing: Practise writing your name.

67 I wish I had a fish 6

Speaking about a picture.
Reading short sentences.
Word work: sh and th-sounds.
Matches word cards with sentences.
Writing: Practices B.
Writing: Copies the sentence.

68 Pets and other animals 8

Draw a picture of a pet and discuss with a friend.
Phonics: Finds and circles the th, ch, sh, st, sh sounds.
Fun activity: Cut out farm animals and paste them onto a farm picture.

69 Fun in the sun 10

Speaks about a picture.
Reads short sentences.
Word work: The vowel sounds.
Matches word cards with sentences.
Writing: Practices C.
Writing: Copies the sentence.

70 Word work 12

Writing: Fill in the vowels to form words that match the pictures.
Writing: Match the capital letter with the small letter.
Fun: Identifies the picture that does not belong to the group. Writes the name for each group.

71 Let's play 14

Speaks about a picture.
Reads short sentences.
Word work: ch-sounds.
Matches word cards with sentences.
Writing: Practices D.
Writing: Copies the sentence.

72 I like to play 16

Match the words with the correct picture.
Phonics: Finds and circles the ch sounds.
Match words with the correct picture.
Fun: Eye tracking activity.

73 We like to run 18

Speaks about a picture.
Reads short sentences.
Word work: st-sound.
Matches word cards with sentences.
Writing: Practices E.
Writing: Copies the sentence.
Use the pictures to tell the story.

74 Winning 20

Speaks about a picture.
Phonics: Find and circle the st-sounds.
Tells a story based on pictures.
Uses ch or st to complete the words so that they match the picture.

Term 3: weeks 1–4

75 At the shop 22

Speaks about a picture.
Reads short sentences.
Word work: sh-sound.
Matches word cards with sentences.
Writing: Practices F.
Writing: Copies the sentence.

76 What to buy? 24

Fill in sh to form words that match the pictures.
Phonics: Find and circle the sh sound.
Fun: Write a list of items based on a picture.

77 Reading 26

Reads speech bubbles and short sentences.
Speaks about a picture.
Reads short sentences.
Word work: th-sounds.
Matches word cards with sentences.
Writing: Practices G.
Writing: Copies the sentence.

78 I like books 28

Alphabetical order.
Writing: answers questions about the picture.
Fills in vowels to complete words that match with the picture.
Fun: Eye tracking activity.

79 The three bears 30

Revises the vowel sounds.
Makes a cut-out story book.
Colours the picture of the three bears.
Finds items hidden in the picture.
Reads the story of The three bears.



Theme 6: Going places

81 The birthday party 36

Speaks about a picture.
Reads short sentences.
Word work: pl, bl, cl, sl sounds.
Matches word cards with sentences.
Writing: Practices H.
Writing: Copies the sentence.
Writing: Fills in their name, age and birthday.

82 Happy birthday 38

Sings Happy Birthday.
Fills in the correct letters at the start of the word and then matches the word to the correct picture.
Phonics: Finds and circles sl, pl, bl, fl sounds.
Fun activity: Traces the names of the months on the calendar. Fills in their birthday and their friends' birthdays.

83 Sam and Ann get lost 40

Speaks about a picture.
Reads short sentences.
Word work: cl, st, ing sounds.
Matches word cards with sentences.
Writing: Practices I.
Writing: Copies a sentence.
Reads the days of the week.

84 The days of the week 42

Speaks about their favourite day of the week.
Draws a picture showing what they do on this day.
Writing: Fills in the correct days of the calendar.
Phonics: Finds and circles nt, nd, cl, st, ing sounds.
Fun activity: Trace and find (eye tracking).

85 We go to the zoo 44

Speaks about a picture.
Reads short sentences.
Word work: nt, nd, cl, st, ing sounds.
Writing: Practices J.
Writing: Copies the sentence.
Phonics: Finds and circles cr, gr, fr, dr sounds.

86 The animals at the zoo 46

Writing: Fills in the missing words to complete the sentences.
Writing: Writes their name, favourite animal.
Writing: Copy the letters.
Phonics: Finds and circles the dr, fl, bl, gr, bl sounds.
Fun activity: Trace and find. Writes their name and favourite animal.

87 At the farm 48

Speaks about a picture.
Reads short sentences.
Word work: The vowel sounds.
Matches word cards with sentences.
Writing: Practices K.
Writing: Copies the sentence.
Writing: Writes two sentences about the picture.
Writing: Writes their name, age and name of their school.

88 Life on the farm 50

Makes the sounds of the animals and let's a friend guess what animal they are.
Writing: Fills in the missing words to complete the sentences.
Phonics: Finds and circles the sw, gr, tr, fr and dr sounds.
Draw a line to show what we get from each animal.

89 At the circus 52

Speaks about a picture.
Reads short sentences.
Word work: The vowel sounds.
Matches word cards with sentences.
Writing: Practices L.
Writing: Copies the sentence.
Writing: Writes two sentences about the picture.
Writing: Writes their name, age and completes a sentence.

90 The animals at the circus 54

Draws favourite animal and writes name of animal.
Writing: Adds s to the words to show plural.
Phonics: Finds and circles nt, cl, ck, ll and nt sounds.
Fun activity: Joins the dots alphabetically to see what animal this is.

Term 3: weeks 5–8

91 We go to the soccer 56

Speaks about a picture.
Reads short sentences.
Word work: The vowel sounds.
Matches word cards with sentences.
Writing: Practices M.
Writing: Copies the sentence.
Writing: Writes two sentences about the picture.
Writing: Writes their name and completes two sentences.

92 My favourite game 58

Draws a picture of the game most liked.
Writing: Writes two sentences about the picture.
Writing: Uses prescribed words to complete the sentences.
Phonics: Finds and circles ld, ck, sh, lt, ck sounds.
Fun activity: Uses visual discrimination to talk about the differences in the pictures.
Find items in the pictures.

93 The toy shop 60

Speaks about a picture.
Reads short sentences.
Word work: The vowel sounds.
Writing: Practices N.
Writing: Copies the sentence.
Writing: Writes their name, age and completes a sentence.
Phonics: Finds and circles ll, ld, sh, ck-sounds.

94 The toys I like 62

Uses the alphabet to join the dots to form a picture.
Writing: Completes the sentences using the pictures and prescribed words as a guide.
Fun activity: Sorts the items into the correct baskets.

95 The three little pigs 64

Speaking about a picture.
Reads the story of the three little pigs

Theme 7: Where we live

97 The clinic 68

Speaks about the pictures.
Reads a cartoon story.
Word work: st, cl, sw, dr blends.
Writing: Practices O.
Writing: Copies the sentence.
Writing: Draws a picture about being ill and writes three sentences about the picture.

98 Get well 70

Recalls sequence of events by numbering pictures.
Writing: Makes a get well card for someone.
Phonics: Reads the sentences and fills in missing words.
Punctuates sentences.
Matches the words with the correct pictures.

99 Sam at the dentist 72

Speaks about the pictures.
Reads a cartoon story.
Word work: st, cl, sw, dr blends.
Writing: Practices P.
Writing: Copies the sentence.
Writing: Draws a picture and writes three sentences about the picture.
Writing: Draws a picture about how to care for teeth and writes three sentences about it.

100 Caring for ourselves 74

Speaking about the pictures.
Writing: Writes a sentence about two of the pictures.
Writing: Identifies plurals.
Fun activity: Trace and find (eye tracking)

101 Road safety 76

Speaks about the pictures.
Reads short sentences.
Word work: cr, wh, st, th-sounds..
Writing: Practices Q.
Writing: Copies the sentence.
Writing: Draws a picture about crossing the street and writes a caption for it.

102 Road safety 78

Colours in the traffic lights.
Completes the sentences by filling in the missing words.
Matches the words with the correct road sign.

103 Transport 80

Speaks about the picture.
Reads short sentences.
Word work: Revises st and tr blends.
Writing: Practices R.
Writing: Copies the sentence.

104 Transport 82

Cut out the different kinds of transport and paste them on land, sea or sky.

105 The fire 84

Speaks about the picture.
Reads short sentences.
Word work: the ed-sound (past tense).
Writing: Practices S.
Writing: Copies the sentence.
Writing: Draws a picture of a fire and then writes about the picture.

106 The fire 86

Speaks about the pictures.
Writing: writes sentences about the pictures.
Phonics: Finds word with the ed-sound.
Trace and find. Help the fire-fighter to get to the fire (eye tracking).

107 At school 88

Speaks about the picture.
Reads short sentences.
Word work: ed-sounds.
Writing: Practices T.
Writes sentences about what they did the previous day.
Draws a picture to show what they like to do at school and then writes about the picture.

Term 4: weeks 1–4

108 What we do at school 90

Draws a picture of their school friend and then writes a sentence about her or him.
Fills in missing verbs to complete sentences.
Matches words and pictures.

109 After school 92

Speaks about the pictures.
Reads sentences about pictures.
Word work: ed-sounds revised.
Writing: Practices U.
Writes sentences about what they did the previous day and illustrates sentences.

110 At night 94

Sings: Twinkle Twinkle little star.
Word game revising blends and diagraphs.
Fills in missing words to complete sentences.
Punctuates sentences.

111 Filling in sounds 96

Sorts blends and diagraphs and copies them into the correct sound boxes.
Makes the cut out book of story of Pooh bear.

112 Reads the story of Winnie the Pooh. 97



Theme 8: Our World

113 Weather 102

Speaks about the pictures.
Reads speech bubbles and sentences.
Word work: ing, nd, ld-endings.
Writing: Practices V.
Draws a picture about the weather and writes a caption for the picture

114 What's the weather? 104

Writing: writes sentences about pictures.
Uses the adjectives to complete the sentences.
Phonics: Finds and circles the sounds ing, old, nd, bl, sh sounds.
Punctuates sentences.
Differentiates between clothes for the different weather.

115 It's storming 106

Speaks about the picture.
Reads a short story.
Word work: Revises th, st and sh-sounds.
Writes sentences with these words.
Writing: Practices W.
Draws a picture about a storm and writes three sentences about the picture.

116 More about the weather 108

Fills in the correct pronouns for complete sentences.
Reads a weather chart and then answers questions based on the chart.
Keeps a weather chart for five days.

117 The seasons 110

Speaks about the pictures of the seasons.
Sorts words into sound boxes.
Word work: gr, st, sw, sh sounds.
Writing: Practices S.
Draws a picture about their favourite season and writes sentences about it.

118 Days, weeks and months 112

Speaks about a calendar.
Answers questions based on the calendar.
Fills in missing words about the seasons.
Identifies the season and the animals and plants in a picture.

119 Bongi and Ann plant vegetables 114

Speaks about the picture.
Reads labels and short story.
Word work: revises fr, gr, tr-sounds.
Writing: Practices Z.
Writes a list of the vegetables included in the picture.
Sorts fruit and vegetables and writes a sentence about their preference.

120 Planting in our garden 116

Speaks about the pictures.
Fills in verbs to complete sentences.
Punctuates the sentences.
Cuts out pictures of vegetables and pastes them on to a bar chart.

121 At the game park 118

Speaks about the picture.
Reads short story and labels.
Word work: revises ch, sh-sounds.
Writing: Practices Y.
Writes about the animals in the picture.

122 Animals 120

Labels the different parts of two animals.
Writing: Completes a chart about animals.
Fills in missing words to complete sentences.
Follows instructions to complete a drawing.

Term 4: weeks 5–8

123 At the seaside 122

Speaks about the picture.
Reads labels and a short story.
Word work: wh, sh, ck sounds.
Draws a picture of a sea animal and writes a sentence about it.

124 Fish 124

Joins the dots alphabetically to complete a picture.
Fills in the names of fish to complete sentences.
Punctuates sentences.
Finds and circles the sounds sh, ch, wh, th sounds.
Fun activity: trace and find.

125 Reads the story of Bubu the elephant. 126





Let's speak

Look at the picture and talk about what you see.



parrot

boy

cage

cat

rat

girl

dog



Let's read

Ann has a cat.



Jabu has a parrot.



Pat has a rat.



Bongi has a dog.



Date: _____

Sight words

am

is

run



Word work

Read the words and listen to the sounds. Then write two sentences in your exercise book using words from the word work box.

cat	dog	Ben
rat	log	ten
has	jog	men



Let's match

Match the word cards with the words in this sentence.

The cat and
the rat ran.



Copy the letters.

Let's write




a a

A A



Let's write

Copy the sentence.



The cat and the rat ran.

Blank writing lines for practice.

TEACHER: Sign _____

Date _____



Let's do

Fill in the correct letter so that the word matches the picture.

ca t

ca ____



____ in

____ in



____ at

____ at



____ og

____ og



p ____ n

p ____ n



Sounds

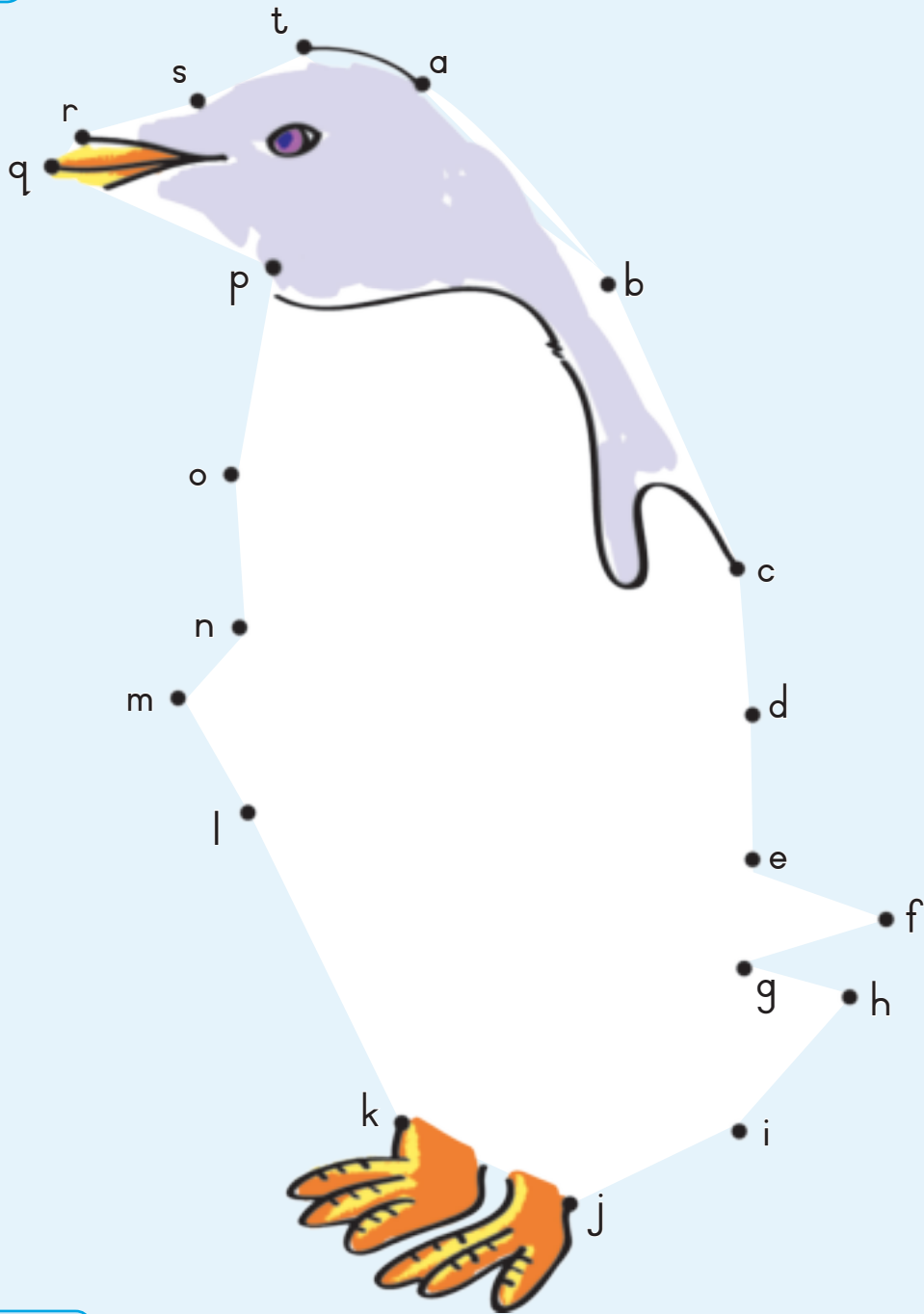
Read the sentences, then find and circle the sounds as shown in the example.

a	The <u>c</u> <u>a</u> t <u>a</u> nd the r <u>a</u> t r <u>a</u> n to the m <u>a</u> t.
e	Ben went to bed.
i	I lick my lips.
o	The dog is hot but the cat is not hot.
u	I eat my bun in the sun.

Date: _____



Follow the letters of the alphabet to complete this drawing.
Colour it in. Then talk about whether this animal would be a good pet.



Practise writing your name.

Four horizontal lines for writing practice.

TEACHER: Sign _____ Date _____

I wish I had a fish



Let's speak


Look at the pictures and talk about what you see.

I wish I had a fish.



Let's read

This is a dog.
That is a cat.
These are chicks.
I wish I had a fish.



Word work

Read the words and listen to the sounds. Then write two sentences in your exercise book using words from the word work box.

wish	this	ship
fish	that	shop
dish	then	shut



Date: _____



Let's match

Match the word cards with the words in this sentence.

I	wish	I
had	a	fish.



Copy the letters.

Let's write



b b	B B
-----	-----



Let's write

Copy the sentence.



This is my fish.



TEACHER: Sign _____

Date _____



Let's do

Draw a picture of an animal you think will make a good pet.
Tell your friend why you think it will be a good pet.



Sounds



Read the sentences, then find and circle the sounds as shown in the example.

th	Th is is my dog.
th	The children have chicks.
sh	We swim with the fish in the pond.
th	They have a pet frog.
sh	She has a fish in a dish.
sh	She plays with the dog.



Fun

Cut out the animals on the opposite page and paste them in place.



Date: _____



Fun

What animals make good pets?
What animals are wild?
What animals live on a farm?



TEACHER: Sign _____


Date _____

9



Let's speak

Look at the picture and talk about what you see.



Let's read

We have **fun** in the **sun**.
 We like to dig and we like to **run**.
 Sam has a red cap.
 I sit on a mat and eat a big **bun**.



Date: _____

Sight words

we
like
to



Word work

Read the words and listen to the sounds. Then write two sentences in your exercise book using words from the word work box.

sun	dig	red
fun	in	bed
run	big	led



Let's match

Match the word cards with the words in this sentence.

We have fun
in the sun.



Copy the letters.

Let's write




c c

C C



Let's write

Copy the sentence.



We have fun in the sun.

Blank writing lines for independent practice.

TEACHER: Sign _____



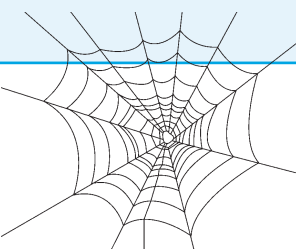



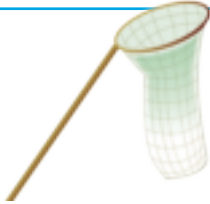













Date _____



Let's write

Complete the words so that they match the picture. Use one of these letters.



 c _ t	 c _ p	 w _ b	 t _ p
 r _ t	 d _ g	 n _ t	 t _ p
 b _ d	 s _ n	 p _ n	 j _ g
 l _ g	 l _ p	 p _ t	 b _ s
 z _ p	 m _ t	 v _ n	 b _ t

Date: _____



Let's write

Now draw a line to match the capital letter with the small letter.

a	e	i	o	u
U	O	E	I	A



Fun

Cross out the picture that does not belong to the group. Then write the name for each group. Use these words to help you.

- cars
- cats
- dogs
- plants
- fruit
- clothes

	dogs

TEACHER: Sign _____

Date _____



Let's speak

Look at the picture and talk about what you see.



jungle gym

swing

merry-go-round

see-saw

trampoline



Let's read

It is **such** fun to run in the sun.We very **much** like to play.

I like to run and jump.



Date: _____

Sight words

it
like
as



Word work

Read the words and listen to the sounds. Then write two sentences in your exercise book using words from the word work box.

much	chip	chin
such	chop	chick
church	chimp	chat



Let's match

Match the word cards with the words in this sentence.

It is such fun to play.



Copy the letters.

Let's write




d d

D D



Let's write

Copy the sentence.



It is such fun to play.

Blank writing lines for copying the sentence.

TEACHER: Sign _____

Date _____



Let's do

Draw a line from the word to the correct picture.



swing

run

jump

kick

sit

swim

stand

hop



Sounds

Read the sentences, then find and circle the sounds as shown in the example.

ch	It is su(ch) fun.
ch	Ben is such a good dog.
ch	It is such a hot day.
ch	The chicks very much like to play.
ch	I very much like cheese and chips.
ch	The children go to church.



Date: _____



Let's match

Match these words with the correct picture.
Then circle the **ch** in each word.



chop

chimp


chips

chick



Fun

Help these children to find the park.



TEACHER: Sign _____

Date _____

17



Let's speak

Look at the picture and talk about what you see.



watermelon

run

jump



Let's read

We like to run.

Ann and Sam run very **fast**.

Ben, my dog, is always **last**.

Stop Ben! **Stop**!



Date: _____

Sight words

we
run
very



Word work

Read the words and listen to the sounds. Then write two sentences in your exercise book using words from the word work box.

fast	best	still
last	rest	stand
past	nest	stop

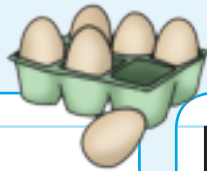


Let's match

Match the word cards with the words in this sentence.

We run fast.

Ben comes last.



Copy the letters.

Let's write



e e

E E



Let's write

Copy the sentence.



We run fast.



Fun



Talk to your friend about these two pictures. What is happening?

Blank writing lines for the student to write their response.



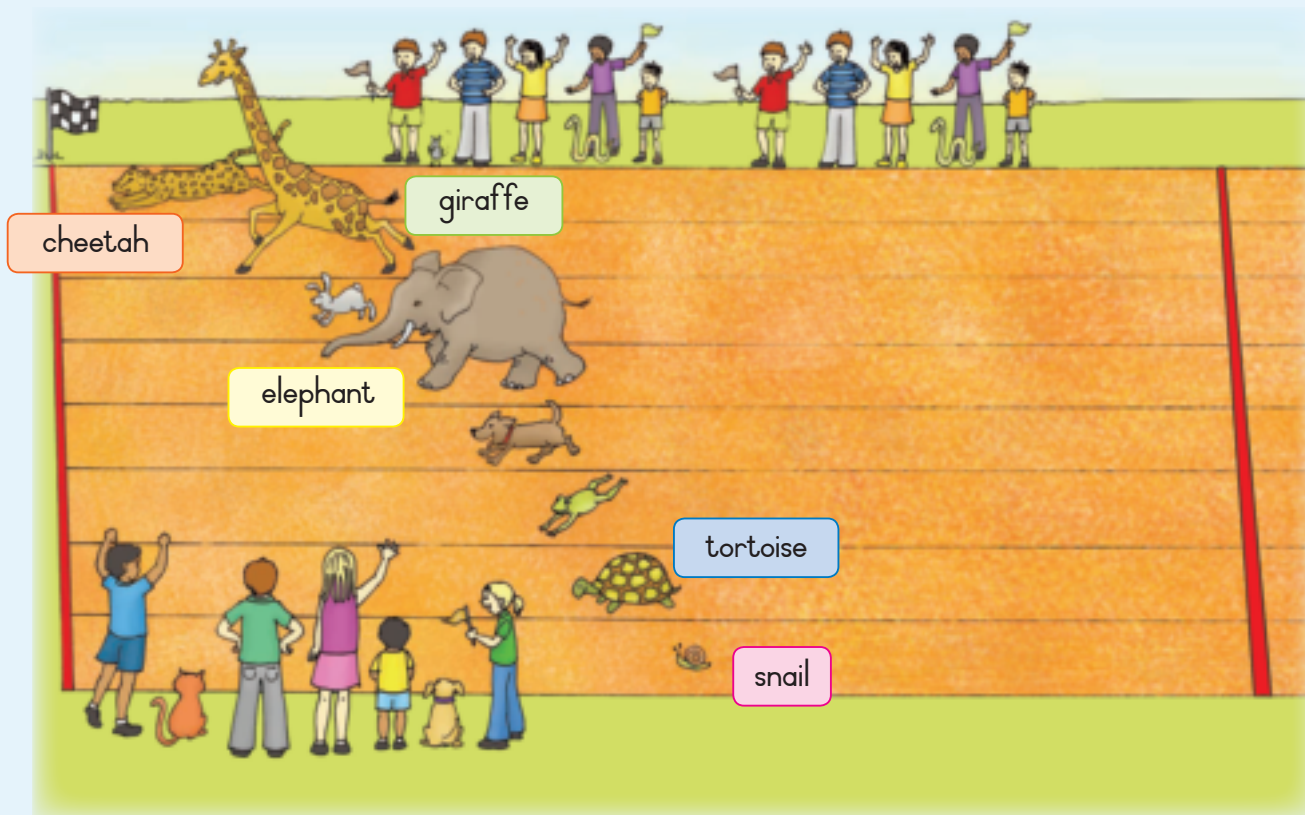
TEACHER: Sign _____

Date _____



Let's speak

Look at the picture and talk about what you see.



cheetah

giraffe

elephant

tortoise

snail



Sounds

Read the sentences, then find and circle the sounds as shown in the example.

st	We run fa(st).
st	Sam comes past.
st	Ben comes last.
st	Stop at the red light.
st	Stand still in church.
st	The bird is in its nest.



Date: _____



Let's speak

Now talk to your friend about these two pictures.
What is happening?



Fun

Complete the words so that they match the picture. Use **ch** or **st**.
We have done the first one for you.




st op



___ op



___ eps



___ ips



___ ick



___ ick

TEACHER: Sign _____

Date _____



Let's speak

Look at the picture and talk about what you see.



Let's read

She is at the **shop**.

What will she get?

She will get **chips**, **chops**, **cheese**, milk and **dish wash**.



Date: _____

Sight words

this
with
she



Word work

Read the words and listen to the sounds. Then write two sentences in your exercise book using words from the word work box.

she	sheet	wash
ship	sheep	wish
shop	shirt	dish



Let's match

Match the word cards with the words in this sentence.

She is at the shop.



Copy the letters.

Let's write



f f

F F



Let's write

Copy the sentence.

She is at the shop.

TEACHER: Sign _____

Date _____




Let's do

Fill in **sh** at the start of each word.

Then match the words with the correct pictures.



sheep



___ ark

___ irt

___ op

___ ip

___ eet



Sounds

Read the sentences, then find and circle the sounds as shown in the example.

sh

She likes sheep.

sh

Sheep like grass.

sh

She is at the shop.

sh


She sees a shark.

sh

This is my shirt.

sh

She has a ship.



Date: _____



Fun

Look at the picture, then write a list of all the things she bought at the shop.



_____	_____	_____	_____
_____	_____	_____	_____
_____	_____	_____	_____

TEACHER: Sign _____

Date _____

25



Let's speak

Look at the pictures and talk about what you see.

This is a
good book.



This is also a
good book.

No, Ben. Stop you
silly dog!



Let's read

They were reading a **thick** book.
Then Ben jumped on **them**.
I **think** Ben is a funny dog.



Date: _____

Sight words

is
I
them



Word work

Read the words and listen to the sounds. Then write two sentences in your exercise book using words from the word work box.

they	thick	that
then	thin	them
this	thank	the



Let's match

Match the word cards with the words in this sentence.

They read a thick book.



Copy the letters.

Let's write



g g

G G



Let's write

Copy the sentence.

They read a thick book.



TEACHER: Sign _____

Date _____



Let's do

Fill in the missing letters on these books.



Let's write

Fill in the letters to show:

Which books are thick?

Which books are thin?

Count how many books are:

red	
yellow	
pink	

green	
blue	
purple	




Date: _____



Let's write

Complete the words so that they match the pictures. Use one of these letters.



p i g

d _ g

b _ g



b _ t

h _ p

m _ p

r _ n

s _ n



Fun

Help the children to find a balloon that is the same colour as their shirts.



TEACHER: Sign _____

Date _____

The three bears



Word work

Read these words and then help Goldilocks and Baby Bear to sort them into the correct sound boxes.



pig wet get run fun

got big cat mat pot hot

hat sun bed pin bun



Sorting boxes for vowels: a, e, i, o, u.

Box 'a' (orange): _____

Box 'e' (blue): _____

Box 'i' (brown): _____

Box 'o' (red): _____

Box 'u' (green): _____

Instructions for making a cut-out book:

- CUT HERE
- FOLD HERE
- FOLD HERE
- STAPLE HERE



Reading books:

Follow the instructions and make this cut out book. Take it home and read it to your friends and family.





Who's been sleeping in my bed?

4

13

I am sorry I ate your porridge.

You are my best friend.



The three bears



16

1

Baby bear is happy.
He has a new friend.



Goldilocks wakes up.
She is afraid.

14

Let's go for a walk while
the porridge cools.



The porridge is very hot.

3

This porridge is
very good.



The three bears cook
porridge.

2

And there
she is.



The porridge is very hot.

15

Who's been sleeping
in my bed?



I wish I had
a friend.



Baby bear does not
have any friends.

12

5

This bed is
too hard.

That bed is
just right.

This bed is
too soft.



She goes to sleep.

8

9

I am so hungry.
I smell good food.



Goldilocks sees their house.

6

Who's been eating
my porridge?



Who's been eating
my porridge? My
porridge is all gone.

11

Who's been eating
my porridge?



That porridge
is too hot.

That one is
too cold.



This one is
just right.

She tastes the porridge.

10

7

Date: _____



Colour this picture of the three bears.
Find the spoon, truck, watch, bow tie, toothbrush and hand bag.



TEACHER: Sign _____

Date _____

35



Let's speak

Look at the picture and talk about what you see.



Let's read

Today is Ann's birthday.
 We all sing and **play**.
 Ann **blows** the candles. We **clap**.
 We have **plenty** to eat.



Date: _____

Sight words

play
we
have



Word work

Read the words and listen to the sounds. Then write two sentences in your exercise book using words from the word work box.

play	blow	clap	sleep
plant	blue	claw	slip
plenty	black	cling	slap

Copy the letters.

Let's write



h h

H H



Let's write

Copy the sentence.

We play and sing.



Write 2 sentences about the picture.

Let's write



Let's write

My name is _____.

I am _____ years old.

My birthday is in _____.

TEACHER: Sign _____

Date _____

HAPPY BIRTHDAY



Let's do

Let's sing a song.





Happy birthday to you.
 Happy birthday to you.
 Happy birthday to Ann.
 Happy birthday to you.



Let's do

Choose and then fill in the correct letters at the start of the word so that the word matches the correct picture.



___ um	pl	 ag
___ ant	bl	___ oud
___ ue	cl	___ y
___ ocks	fl	___ ip
___ eep	sl	___ ap



Date: _____



Sounds

Read the sentences, then find and circle the sounds as shown in the example.

sl	She goes to <u>sl</u> leep.
pl	I like plums.
bl	He has a black and blue ball.
fl	The flag is flying.
bl	The baby has blue blocks.



Fun

Trace the names of the months on the birthday calendar. Then fill in your name in the month of your birthday. Write in the names of your friends in the months of their birthdays.

Birthday calendar

January

February

March

April

May

June

July

August

September

October

November

December

TEACHER: Sign _____

Date _____

39



Let's speak

Look at the picture and talk about what you see.



Let's read

It was Monday.

We **went** to play with the ducks at the **pond**.

We got **lost**.

Sam fell **and** hurt his **hand**.

Ben the dog found us.



Date: _____

Sight words

play
was
have



Word work

Read the words and listen to the sounds. Then write two sentences in your exercise book using words from the word work box.

hand	lost	went
and	nest	tent
pond	west	sent



Copy the letters.

Let's write



Handwriting practice lines with the letters 'i' and 'I' on a blue ink splat background.



Let's write

Copy the sentence.

Handwriting practice lines with the sentence "We went to the pond." in dotted letters for tracing.



Write 2 sentences about the picture.

Let's write



Blank handwriting practice lines for writing two sentences about the pond picture.



Let's write

What day is it today? Put an X next to its name. Circle your favourite day. What day is tomorrow? Put a tick ✓ next to its name.

Sunday		Monday		Tuesday	
Wednesday		Thursday		Friday	
Saturday		Sunday			

TEACHER: Sign _____

Date _____

The days of the week



Let's do

Draw a picture to show what you like to do on this day.

Which is your favourite day of the week?

Handwriting practice area with three horizontal lines.

Large drawing area with a decorative border of green and orange dots.



Let's write

These days fell off the calendar. Fill them into the correct spaces.

Thursday

Wednesday

Monday

Saturday



Sounds



Sunday
Tuesday
Friday

Read the sentences, then find and circle the sounds as shown in the example.

nt	We we nt to the pond.
nd	Sam hurt his hand.
cl	The clown had a blue hat.
st	They were lost.
ing	The baby was crying.



Date: _____




Fun

Help Sam and Ann to get home safely.



TEACHER: Sign _____

Date _____



Let's read

We are at the zoo.

The birds **sing** and **flap** their **wings**.

The croc **sleeps** on the green grass.

The lion goes grrr.



Word work

Read the words and listen to the sounds. Then write two sentences in your exercise book using words from the word work box.

crocodile	green	frog	drink
cross	grass	fresh	dress
creep	grow	from	drop

Date: _____

Sight words

are
their
goes



Let's write

Copy the sentence.

We see a frog.



Write 2 sentences about the picture.

TEACHER: Sign _____

Date _____



Let's write


Fill in the missing words.
Use these words to help you.


bird

lion

crocodile

The  _____ sleeps in the sun.

The  _____ flaps its wings.

The  _____ goes grr.



Let's write

My name is _____.
My favourite animal is _____.
The _____ has stripes.



Let's write

Copy the letters.

j j





J J



Sounds

Read the sentences, then find and circle the sounds as shown in the example.

dr	This is her <u>dr</u> ess.
fl	The bird flaps its wing.
bl	The black mamba is big.
gr	The lion goes grrr.
bl	I have a black and blue blouse.



Date: _____

Help the children find the animals.
Fill in the names of the animals they see.

Fun



monkey

elephant

crocodile

rabbit

giraffe

zebra

hippo

tortoise

frog



TEACHER: Sign _____

Date _____



Let's speak

Look at the picture and talk about what you see.



Let's read



We are all at the farm.
 The farmer **drives** a **tractor**.
 She **grows** beans.
 We get milk from the cows.
 We get eggs from the hens.



Date: _____

Sight words

are
she
from
the



Word work

Read the words and listen to the sounds. Then write two sentences in your exercise book using words from the word work box.

drives	grow	tree
dress	green	tractor
drink	grass	trust



Copy the letters.

Let's write



k k

K K



Let's write

Copy the sentence.



The green grass grows.

Write 2 sentences about the picture.

Let's write



Let's write

My name is _____.
I am _____ years old. I am in Grade _____.
My school is _____.

TEACHER: Sign _____

Date _____



Let's do

Make the sounds that the farm animals make. Your friend must guess what animal you are.



Let's write

Fill in the missing words.

duck

frog


dress

grass

tractor



The farmer drives a



_____.

The



_____ swims in the pond.

The cows eat



_____.



The girl has a new



_____.

The



_____ jumps into the pond.



Sounds

Read the sentences, then find and circle the sounds as shown in the example.

sw	The duck sw ims.
gr	The grass is green.
tr	The tractor is under the tree.
fr	We get cheese from milk.
dr	My dress is pink.

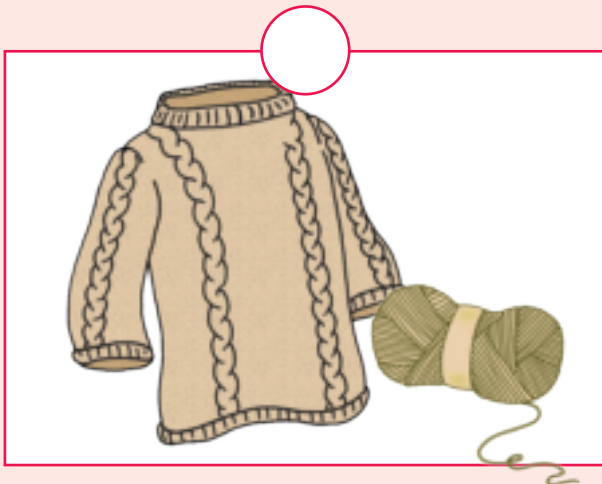




Date: _____



Let's do

Draw a line to show what we get from these animals.



TEACHER: Sign _____

Date _____



Let's speak

Look at the picture and talk about what you see.



popcorn

elephant



circus tent



lion



clown



children



Let's read

We are in the **tent**.

The seal **plays** with a ball.

The lion shows his big teeth.

We **clap** for the **clowns**.



seal



Date: _____

Sight words

play
we
went



Word work

Read the words and listen to the sounds. Then write two sentences in your exercise book using words from the word work box.

tent	bent	grass	play
rent	sent	grab	plant
lent	went	green	plan



Copy the letters.

Let's write



Handwriting practice box for the letter 'l'. It shows a solid 'l' followed by a dotted 'l' on a set of three horizontal lines.



Handwriting practice box for the letter 'L'. It shows a solid 'L' followed by a dotted 'L' on a set of three horizontal lines.



Let's write

Copy the sentence.

Handwriting practice box for the sentence "We went into the tent." The text is written in dotted letters on a set of three horizontal lines.



Blank handwriting practice lines for copying the sentence.

Write 2 sentences about the picture.

Let's write



Blank handwriting practice lines for writing two sentences about the tent.



Let's write

My name is _____.
I am _____ years old.
I want to go to _____.

TEACHER: Sign _____

Date _____



Let's do




Draw your favourite animal on this T-shirt. Write its name in the space.





Let's write

Add a **s** to these words because each picture shows more than one thing.

apple scow tractor duck girl boy

Date: _____



Sounds

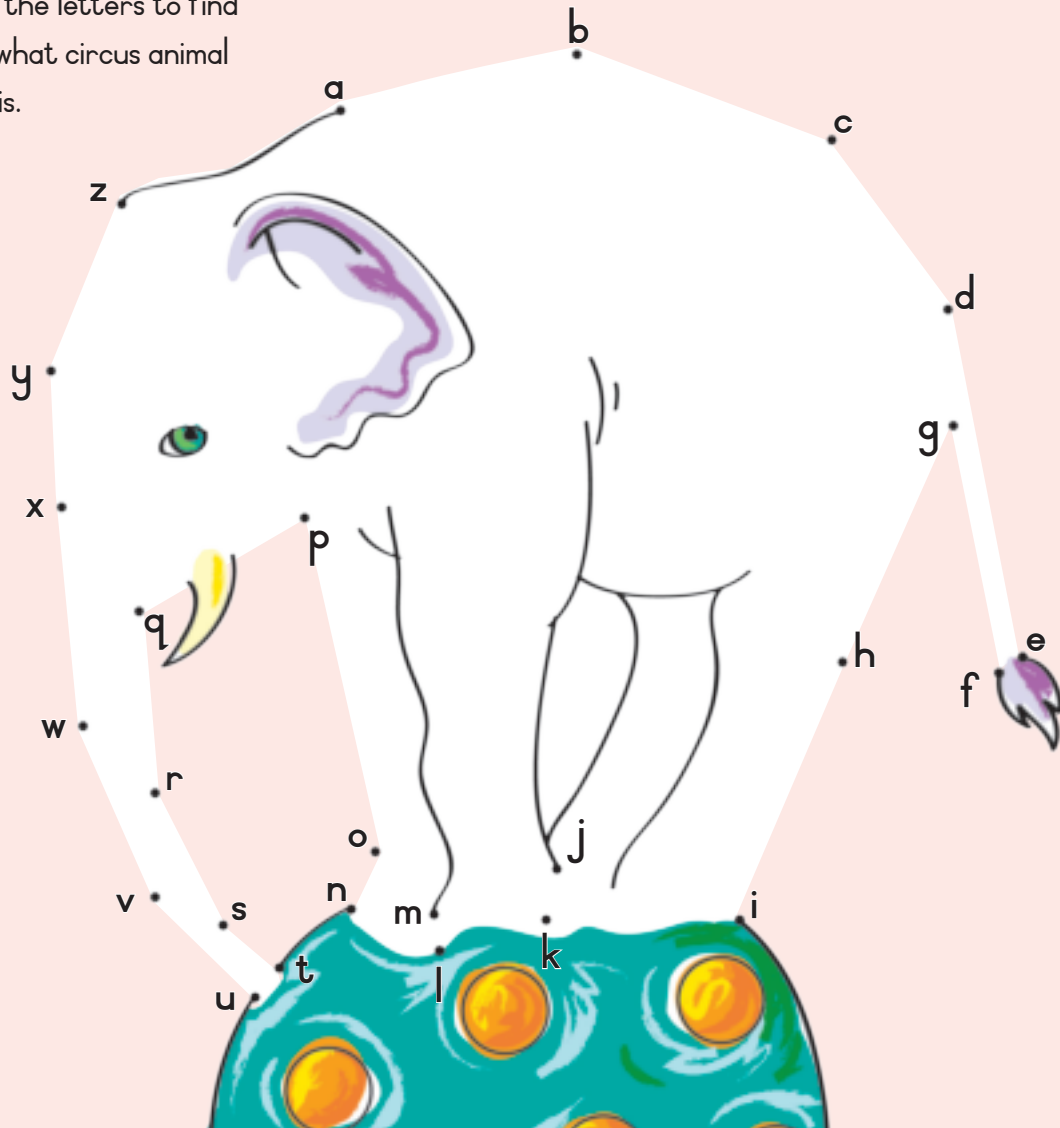
Read the sentences, then find and circle the sounds as shown in the example.

nt	We we (nt) into the circus te (nt) .
cl	We clapped for the clowns.
ck	Look at the black duck.
ll	She sells balloons and bells.
nt	She sent a letter.



Fun

Join the letters to find out what circus animal this is.



TEACHER: Sign _____

Date _____



Let's speak

Look at the picture and talk about what you see.



Let's read

Today is Saturday.
 We watch them **kick** the ball.
 I **hold** a **cold** ice cream.
 It **melts** in my **hand**. I **lick** it.
 We clap for Bafana.



Date: _____

Sight words

look
how
they



Word work

Read the words and listen to the sounds. Then write two sentences in your exercise book using words from the word work box.

old	sold	felt	kick
hold	gold	melt	lick
cold	told	belt	sick



Copy the letters.

Let's write



m m

M M



Let's write

Copy the sentence.

I hold a cold ice cream.



Write 2 sentences about the picture.

Let's write



Let's write

My name is _____.

I like to watch _____.

I like to eat _____.

TEACHER: Sign _____

Date _____



Let's do

Draw a picture to show the game you like most.




Let's write

Write 2 sentences about your picture.



Let's write

Use these words to complete these sentences.



fish



play



brick



cake



chick

This is a _____.

Ann and Sam _____.

This is a _____.

This is a _____.

This is a birthday _____.

Date: _____



Sounds

Read the sentences, then find and circle the sounds as shown in the example.

ld	It is co(ld).
ck	He kicks the ball.
sh	She is at the shop.
lt	He has a black belt.
ck	The duck on the brick is sick.



Talk about these two games and tell your friend what is the same and what is different.

Fun



Now see if you can find and circle these things in the picture. Tick the boxes when you find them.

ice cream	<input type="checkbox"/>
belt	<input type="checkbox"/>
brick	<input type="checkbox"/>
fish	<input type="checkbox"/>

shoe	<input type="checkbox"/>
sun glasses	<input type="checkbox"/>
chick	<input type="checkbox"/>
flag	<input type="checkbox"/>


TEACHER: Sign _____

Date _____



Let's speak

Look at the picture and talk about what you see.



blocks

truck

duck

car

ball

teddy bear

doll

puzzle

top



Let's read

We are in a toy shop.

We see **dolls**, blocks and cars.

Look at the **duck** on the **truck**.

We see lots of toys.



Date: _____

Sight words

look
like
see



Word work

Read the words and listen to the sounds. Then write two sentences in your exercise book using words from the word work box.

doll	hold	shop	truck
bell	sold	ship	duck
sell	cold	shut	black



Copy the letters.

Let's write



n n

N N



Let's write

Copy the sentence.

We play and sing.

Write 2 sentences about the picture.

Let's write





Let's write

My name is _____.
I am _____ years old.
I like playing with _____.

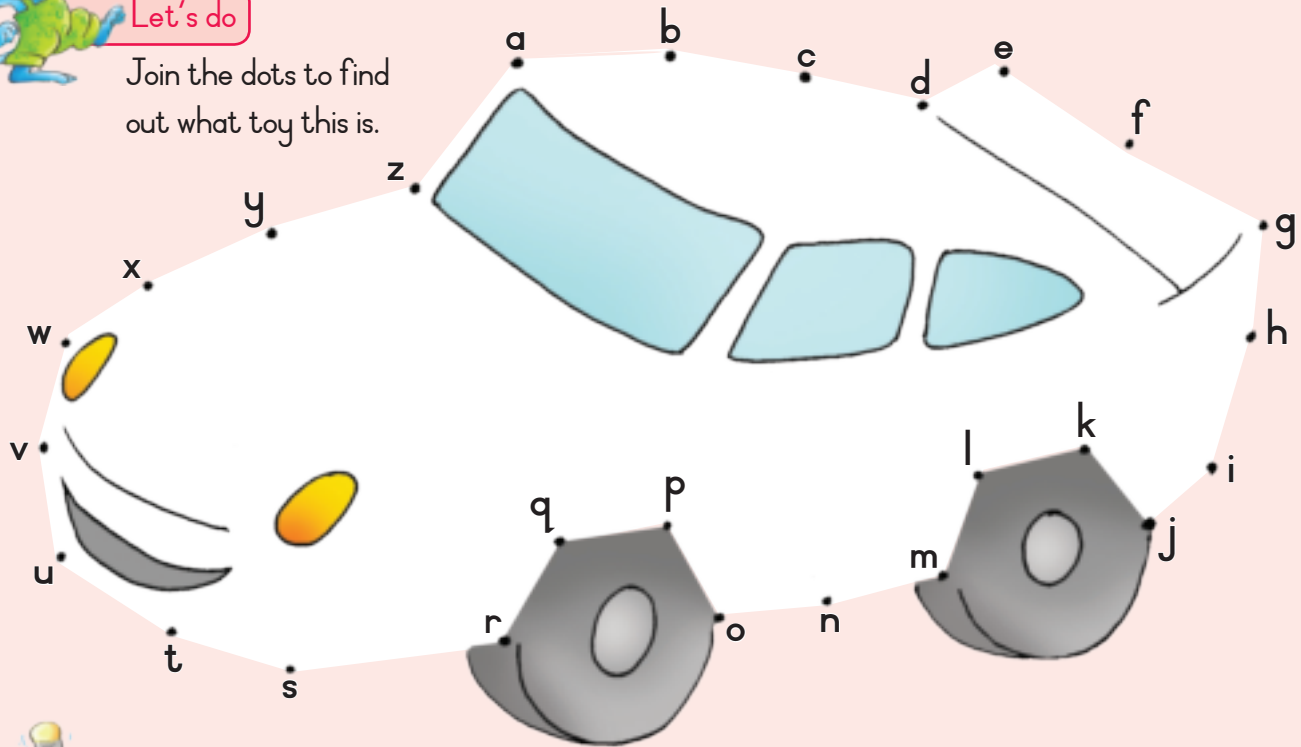
TEACHER: Sign _____

Date _____



Let's do

Join the dots to find out what toy this is.



Let's write

Write down what toy each child wants. Use these words to help you.

car

doll

teddy

blocks

truck

Ann wants a  _____.

Bongi wants a  _____.

Sam wants  _____.

The baby wants a  _____.

He has a red  _____.



Reading books:

Make this cut out book. Take it home and read it to your friends and family.

We must be safe from the wolf.



We must each make a house.

I will make my house here.

4

Aaaaa!
It's hot!



Then the wolf comes down the chimney.

13



We are not afraid of the big bad wolf, the big bad wolf, the big bad wolf.

16



The three little pigs



1




I am going away for ever.

14

We must be careful of the big bad wolf.

I am so hungry. Those pigs look tasty. I'll have them for supper.



The wolf sees the pigs. He is very hungry. He wants to eat them.

3



Bye, Mama.

We are going to live in our own houses.

We are happy.

The three little pigs are leaving home. They must build their own houses.

2




We are not afraid of the big bad wolf.

And the wolf ran away and never came back.


15

Quick, make the water hot.



The pigs put a pot of water on the stove to boil. They put it under the chimney.

12




I will make my house from grass. It will be very quick. Then I can play.

5



The wolf huffs and puffs and blows the house down. The little pig runs to his brother in the stick house.

8



The wolf huffs and puffs and huffs and puffs and blows the house down. The two pigs run to their sister in the brick house.

9



I will make my house from sticks. It will be quick. Then I can play all day.

6

Oh no, no!


The wolf huffs and puffs and huffs and puffs and huffs and puffs. But the house does not fall down. Then he climbs on the roof.

11

Little pig, let me in.



10



I will make my house from bricks. It will take a long time. It will be strong.

7


Date: _____



Sounds

Read the sentences, then find and circle the sounds as shown in the example.

bl	The baby likes bl ocks.
ll	They sell dolls and bells.
tr	He drives a truck.
fr	Fred is a frog.
ld	I hold a cold drink.



Fun

Help tidy up. Sort out these things into the correct baskets. Draw a line from each thing to the correct basket.

Items and labels to be sorted:

- T-shirt (orange box)
- shorts (yellow box)
- shoes (green box)
- jeans (blue box)
- jersey (pink box)
- teddy (orange box)
- cake (orange box)
- puzzle (yellow box)
- cheese (yellow box)
- blocks (blue box)
- milk (blue box)
- truck (green box)
- doll (pink box)
- apple (green box)
- orange (pink box)

TEACHER: Sign _____ Date _____



Let's speak

Look at the picture and talk about what you see.

I am sick.



Ann is sick.

Let's read



Her mom takes her to the clinic.

Let's go to the clinic.



You must take tablets.



The doctor checks Ann.

Drink this up. You will feel better tomorrow.



Thank you Mama.

The doctor says Ann must stay in bed.

Date: _____

Sight words

stay
her
mom



Word work

Read the words and listen to the sounds. Then write three sentences in your exercise book using words from the word work box.

must	clinic	swim	drink
just	clap	sweet	drank
rust	clean	swell	dress



Copy the letters.

Let's write




o o O O

Copy the sentence.

Let's write



Ann went to the doctor.



Let's write

Draw a picture about when you were sick. Then write 3 sentences about your picture.

Blank writing area for sentences

Blank drawing area

TEACHER: Sign _____

Date _____




Let's do

Number the pictures to show the correct order.



Let's write

Make a get well card for someone you know who is sick.



A large sheet of lined paper for writing a message on a get well card.

Date: _____



Sounds

Read the sentences, then fill in the missing words.
Put a full stop at the end of each sentence.



clinic	Ann went to the <u>clinic</u> .
hurt	Ann's head _____
tablets	Ann must take _____
bed	Ann must stay in _____
feels	Now she _____ better



Draw a line to match these pictures with the correct **ing** word.

Fun



crying

jumping



singing

walking



standing

running



talking

sitting



painting

sleeping



eating



drinking



TEACHER: Sign _____

Date _____

Sam at the dentist



Let's speak

Look at the pictures and talk about what you see.



Let's read

My tooth hurts.



Let's go to the dentist.



dentist

nurse

chair

You must not eat sweets.



tooth brush

tooth paste

drill

mask

poster

Remember, you must brush your teeth every day.



Thank you. I feel well.

Date: _____

Sight words


have
from
what



Word work

Read the words and listen to the sounds.
Then write three sentences in your exercise book
using words from the word work box.

dentist	mother	sweets
must	father	swim
west	teeth	swam



Copy the letters.

Let's write

p p

P P

Copy the sentence.

Let's write

Sam went to the dentist.



Let's write

Draw a picture about how to care
for your teeth. Then write three
sentences about your picture.

Blank writing area for sentences.

Blank drawing area for a picture about dental care.

TEACHER: Sign _____

Date _____



Let's speak

Look at the picture and talk about what you see.



Let's write

Write a sentence about 2 of the pictures.

Two sets of horizontal writing lines for student responses.

Date: _____



Let's write

Are there 1 or 2? Colour in the block with the right word.




cat

cats



frog

frogs



duck

ducks



tooth

teeth



hand

hands



foot

feet



Fun

Help Sam find his way to the dentist.
Help Ann find her way to the clinic.



TEACHER: Sign _____

Date _____



Let's speak

Look at the pictures and talk about what you see.



Look right.



Look left.



Look right again.



Then cross.



Let's read

You **must** look both ways **when** you **cross**.**Stop**, look right and left.

Look right again.

Then cross.



Date: _____

Sight words

again
and
look



Word work

Read the words and listen to the sounds. Then write two sentences in your exercise book using words from the word work box.

cross	must	when	both
crab	just	what	tooth
crib	rust	why	teeth



Copy the letters.

Let's write

q q



Q Q

Copy the sentence.

Let's write

Look right and left.



Let's write

Draw a picture about crossing the street. Then write a caption for your picture.

Blank writing lines for a caption.

Blank drawing area for a picture about crossing the street.

TEACHER: Sign _____

Date _____



Let's do

Colour in the traffic light. Next to each colour, write its name. Then say what the colour tells you to do. Fill in these words in the correct spaces.



go stop wait

Name of colour		What must you do when it is this colour?
_____		_____
_____		_____
_____		_____



Sounds

Read the sentences, then fill in the missing words. Put a full stop at the end of each sentence.



left stop
right green cross

We must look right and **left**.

Look before you _____

_____ at the red light

Cross when the light is _____

Look _____ and left.



Date: _____



Let's match

Match the word with the correct road sign.



children crossing

turn right



no entry



no bikes allowed



turn left

stop



TEACHER: Sign _____

Date _____



Let's speak

Look at the picture and talk about what you see.



Let's read

Mrs Zita drives the Gautrain.
It is very **fast**.
I go to school by bus.
I get on the bus at the bus **stop**.



Word work

Read the words and listen to the sounds. Then write two sentences in your exercise book using words from the word work box.

fast	best	truck	train
last	rest	trunk	trust
past	nest	travel	tree



Date: _____

Sight words

see
the
very



Let's write

Copy the letters.



r r


R R

Copy the sentence.

Let's write



Mrs Zita drives the Cautrain.



TEACHER: Sign _____

Date _____



Let's do

Cut out the different kinds of transport.
Then paste them into the correct spaces in the pictures.



Date: _____



TEACHER: Sign _____

Date _____



Let's speak

Look at the picture and talk about what you see.



Let's read

I **walked** to the shop.
 I saw a fire in the shop.
 The firemen **rushed** to the fire.
 They **used** a long ladder and a long hose.



Date: _____

Sight words

after
from
give



Word work

Read the words and listen to the sounds. Then write two sentences in your exercise book using words from the word work box.

fished	washed	jumped
wished	dished	skipped
rushed	walked	hopped



Copy the letters.

Let's write



s s



S S

Copy the sentence.

Let's write



They rushed to the fire.



Let's write

Draw a picture of a fire.
Then write about your picture.

Blank lined area for drawing and writing.



TEACHER: Sign _____

Date _____



Let's do

Talk to your friend about what is happening in these pictures.



Let's write

Write 3 sentences about these pictures.



Sounds

Read the sentences, then find and circle the words as shown in the example. Put a full stop at the end of each sentence.

ed They rush(ed) to the fire.

ed We walked to the shop

ed I washed myself

ed I jumped up and down

ed I chased my dog




Date: _____



Fun

Help the fire-fighter get to the fire.



TEACHER: Sign _____

Date _____



Let's speak

Look at the picture and talk about what you see.



Let's read

Yesterday Ann **walked** to school with Bongi.
 They **played** in the playground.
 They **jumped** and **skipped**.
 They **washed** their hands.
 They **liked** their lunch.



Date: _____

Sight words

jump
walk
wash



Word work

Read the words and listen to the sounds. Then write two sentences in your exercise book using words from the word work box.

liked	skipped	hopped
walked	jumped	wished
played	washed	danced



Copy the letters.

Let's write

t t

T T



Let's write

Write 3 sentences about what you did at school yesterday.



Blank writing lines for 3 sentences.



Let's write

Draw a picture to show what you like to do at school. Then write about your picture.

Blank writing lines for a description.

Blank drawing area.

TEACHER: Sign _____

Date _____



Let's do

Draw a picture of your school friend.

Write a sentence about why you like her or him.

Blank writing lines for a sentence.

Large blank drawing area with a yellow and blue dotted border.



Let's write

Look at these pictures. Then fill in what the children do at school. Use these words to help you.

writing

reading

playing

singing



Ann is _____ . Bongji and Ann are _____ .



Sam is _____ . Sam is _____ .

Date: _____



Fun Draw a line to help them find their way.

I want sweets.

Jabu



I am sick.

Ann



I have a tooth ache.

Dan



I want to learn.

Bongji



SCHOOL



SHOP



DENTIST



HOSPITAL

TEACHER: Sign _____

Date _____



Let's speak

Look at the picture and talk about what you see.



After school we **played**.

Let's read



We did our homework.



Then we **washed**.



We **brushed** our hair
and teeth.



Then we **slept**.



Date: _____

Sight words

every
then
her



Word work

Read the words and listen to the sounds.
Then write three sentences in your exercise book using words from the word work box.

wished	washed	brushed
fished	jumped	cooked
dished	cleaned	baked



Copy the letters.

Let's write



u u

U U



Let's write

Write 3 sentences about what you did after school yesterday.
Draw a picture of one of the things.

Blank writing area with horizontal lines.

Blank drawing area.



Let's write

Write a sentences about one of the pictures.

Blank writing area with horizontal lines.

TEACHER: Sign _____

Date _____



Let's do

Sing this song.



Twinkle, twinkle, little star,
How I wonder what you are.
Up above the world so high,
Like a diamond in the sky.
Twinkle, twinkle, little star,
How I wonder what you are!



Fun

Pretend you and your friend are baby bear and Goldilocks. Decide who will be baby bear and who will be Goldilocks. See who can read these words the fastest. Baby bear must read all the words to help him find his way home. Goldilocks must read all the words to help her find her way home.



cross

dress

black

tooth

what

sister

teeth

sleep

just

hand

trap

crab

swam

flag

mother

why

stick

duck

still

drink

sand

clap

must

Date: _____



Sounds

Read the sentences, then fill in the missing words.
Put a full stop at the end of each sentence.



walked	Yesterday I <u>walked</u> to school.
chased	A big dog _____ me.
jumped	I _____ onto the postbox.
helped	My friend _____ me.
washed	I _____ my hands.



TEACHER: Sign _____

Date _____



Word work


Sort out these words according to the highlighted sounds and copy them into the correct sound boxes.



- ship this then shut crush chimp clap
- chick that grass shop crab cheese
- ship claw green cling cry grab



sh _____ _____	th _____ _____	ch _____ _____
cl _____ _____	cr _____ _____	gr _____ _____



Reading books:
Make this cut out book. Take it home and read it to your friends and family.




You funny bear.

You silly bear.

Help! I can't get out.

One day Pooh's honey was finished. He licked the bottom of his pot and his head got stuck.



You ate too much honey.

You will have to wait for a week until you are thin. Then we will get you out.

And so Pooh bear was stuck in the hole for 1 week. He could not get in or out.



PULL! PULL!

Pooh came popping out. What did he do? He ran off to get some honey. His tummy was rumbling.



Pooh bear gets stuck



Let me read a story to you.



My name is Winnie the Pooh. I love to eat honey.



Pooh's tummy is always hungry for honey.

14

3

These are my friends.



Don't worry. Soon you will be free.

Pooh's friends came to visit him every day. Bongi and Chris read stories to him.

Winnie the Pooh lives in the forest. He has lots of friends.


2

15

Help! I am stuck.

Tell Rabbit to push you.

Pull!



Pull harder!



Help! I can't get down.

You silly bear.

You funny bear.

One day Pooh climbed a tree to get honey from a beehive. The branch broke and he was stuck in the tree.



I want to visit Rabbit. He has lots of honey.

Today Pooh went to visit Rabbit in his hole. He could not get down through the door.



The bees will sting him.

Pop the balloon and you will come down.



I love this honey. I only ate ten bottles of it.

Every day Pooh was in trouble.

6

11

You have finished all my honey. It is all finished.



Pooh ate all Rabbit's honey. His tummy was very full.



Help! I can't get away from the bees.

10

7



Date:



Let's do

Draw what you like to do with your friends and write 2 sentences about it.



TEACHER: Sign

Date





Let's speak

Look at the pictures and talk about what you see.




A hot day



A cold day



A windy day



A rainy day

Date: _____

Sight words

from
fly
away

Swimming is fun, we swim in the sun.
It's raining and wet, we run with our pet.
Today is so cold, go out if you're bold.
The wind is blowing and my hat is going ...

Let's read



Word work


Read the words and listen to the sounds. Then write three sentences in your exercise book using words from the word work box.

swimming	blowing	cold	wind
running	going	told	hand
singing	raining	bold	sand



Copy the letters.


Let's write

v v  V V

Copy the sentence.


Let's write

Swimming is fun.



Let's write

Draw a picture of the weather you like.
Then write a caption about your picture.



TEACHER: Sign _____

Date _____



Let's write

Write a sentence about each picture.







Let's write

Use these words to complete the sentences.


windy

rainy

hot


cold

sunny

Jabu likes it when it is  _____ .Bongi does not like it when it is  _____ .Ann flies a kite when it is  _____ .Jabu and Sam like to swim when it is  _____ .You can't swim if it is  _____ .

Sounds

Read the sentences, then find and circle the words as shown in the example. Put a full stop at the end of each sentence.



ing	It is rain(ing).
old	It is cold and I hold my old hat
nd	The wind blows sand on my hand
bl	The wind is blowing my kite
sh	She runs in the rain to the shop

Date: _____



Circle the clothes you wear when it rains in **red**.
Circle the clothes you wear when it is hot in **blue**.
Circle the clothes you wear when it is cold in **green**.
Then draw a line from the clothes to the correct words.



jersey



boots

jacket



sandals

scarf



blouse



shorts

rain coat



long pants



t-shirt



swimming costume



gloves

skirt



sun glasses

hat



sun hat

coat



TEACHER: Sign _____

Date _____



Let's speak

Look at the picture and talk about what you see.



Let's read

Bongi and Ann are in the **storm**.

They are afraid.

They run to **their** house.

They are wet.

They **shiver** and **shake**.

Ben the dog runs **with them**.



Date: _____

Sight words

can
and
come



Word work

Read the words and listen to the sounds.
Then write two sentences in your exercise book
using words from the word work box.

they	storm	shiver
them	stop	shout
their	stand	shake



Copy the letters.

Let's write



w w


W W

Copy the sentence.

Let's write



They are wet from the rain.



Let's write

Draw a picture of a storm. Write three
sentences about your picture.

Blank writing area with horizontal lines for drawing and writing.

Blank drawing area for a storm.

TEACHER: Sign _____

Date _____



he

she

they



Let's do

Complete these colouring pictures and then fill in the correct words. Use these words to help you.



It is spring. _____ has a yellow dress.



It is raining. _____ has a green and red umbrella.



It is hot. _____ have strawberry ice cream.



It is cold. _____ have blue hats.

Date: _____



Let's write

Read the sentences, then fill in the missing words as shown in the example. Put a full stop at the end of each sentence.

She	She has a yellow dress.
She	_____ has a little dog
He	_____ is a boy
They	_____ play soccer



Let's write

Are you a boy or a girl?

boy

girl

I am a _____.



Fun

Look at the chart below. Read it with your friend. What do the small pictures mean?

Monday	Tuesday	Wednesday	Thursday	Friday

Talk to your friend and answer these questions. Then write down your answers.

Which day was sunny?	_____
Which day was windy?	_____
Which day was cloudy and windy?	_____
On which day did it rain?	_____

Draw the weather for the next 5 school days. Start with today and carry on until the chart is filled in.

Monday	Tuesday	Wednesday	Thursday	Friday

TEACHER: Sign _____

Date _____



Let's speak

Look at the picture and talk about what you see.



sun

green trees

green grass

It is summer.



leaves fall

jersey

tree

It is autumn.




scarf

jacket

blanket

It is winter.



baby birds

nest

chicks

It is spring.



Let's read

Fill in the underlined words into the correct spaces on the next page.

I shiver in winter.

I like summer.

I rush to the dam.I like to swim.I rest under the green trees.

Date: _____

Sight words

an
any
where



Word work

Read the words and listen to the sounds.
Then write two sentences in your exercise book
using words from the word work box.

grow	nest	swam	wish
grass	west	swift	rash
green			

Copy the letters.

Let's write



x x




X X

Copy the sentence.

Let's write



I swim in the summer.



Let's write

Draw a picture about your favourite
season. Then write a sentence about
your picture.

Blank lined area for writing a sentence.

Blank area for drawing a picture.

TEACHER: Sign _____

Date _____





Let's do

Look at the calendar and then talk to your friend about what you see.

November						
Sunday	Monday	Tuesday	Wednesday	Thursday	Friday	Saturday
1	2	3	4	5	6	7
8	9	10	11	12	13	14
15	16	17	18	19	20	21
22	23	24	25	26	27	28
29	30					



Let's write

Write answers to these questions.



What month is this calendar for?

How many days are there in this month?

What is the first day?

What is the last day?

How many Sundays are there?

How many Fridays are there?

Date: _____



Let's write

Read the sentences, then fill in the words as shown in the example. Put full stops at the end of each sentence.

summer

winter

Saturday

spring

We swim in summer.

It is cold in _____

The baby birds hatch in _____

We don't go to school on _____



Fun

Animals are living things. Plants are living things too. All living things need air, food and water to live. Tell your friend what living things there are in this picture. Draw a circle around them.



Now fill in what season is shown in the picture.

TEACHER: Sign _____

Date _____



Let's speak

Look at the picture and talk about what you see.

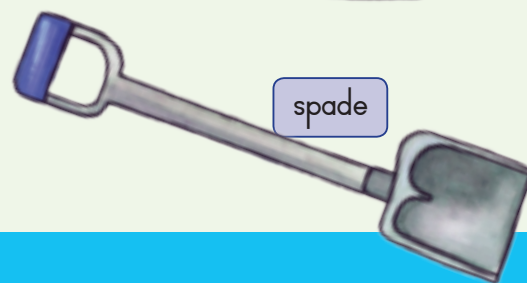


Let's read

We have a vegetable garden.
 We eat from the garden.
 We **grow** beans and carrots.
 We get eggs **from** the hens.



fork



spade

Date: _____

Sight words


we
from
give



Word work

Read the words and listen to the sounds.
Then write two sentences in your exercise book
using words from the word work box.

from	grow	tree
front	green	tractor
frog	grass	trust



Copy the letters.

Let's write



Hand holding a red ball with a string. y y Y Y



Let's write

Write a list of the vegetables that you can see growing in the picture.



Let's write

Circle the fruit in red
and the vegetables in
blue. Then write
a sentence about
your favourite
fruit or vegetable.



Blank writing area with a blue line.

TEACHER: Sign _____

Date _____



Let's do

Talk to your friend about what Ann and Bongji are doing.



Let's write

Read the sentences, then fill in the words as shown in the example. Put full stops at the end of each sentence.

Bongji and Ann **grow** carrots and beans.

The plants are _____

They cut the _____

We get _____ from milk

They _____ their plants every day

water

grow

green

cheese

grass

Date: _____



Let's write

Use these words to complete the sentences.

beans

tomatoes

carrots

Bongi and Ann

planted



and



They also grow








Let's do

Cut out the pictures at the bottom of the page and put them in the correct places on this chart. Then count how many pictures there are in each group. Write your answers on the side of each column.



How many?

						=	<u> </u>
						=	<u> </u>
						=	<u> </u>
						=	<u> </u>




TEACHER: Sign _____

Date _____



Let's speak

Look at the picture and talk about what you see.



Date: _____


Sight words

him
has
how
had



Let's read

We see a big elephant.
The lion has big teeth.
The cheetah runs very fast.
The little frogs and rabbits run in the grass.



Word work

Read the words and listen to the sounds. Then write two sentences in your exercise book using words from the word work box.

cheetah	frog	grass	bush
cheese	from	grab	rush
chunk	frost	green	bash



Copy the letters.

Let's write



z z

Z Z



Let's write

Write about what you see in the picture.

Blank writing area with four horizontal lines.

TEACHER: Sign _____

Date _____



Let's do

Label the different parts of the animals. Use these words to help you.

leg


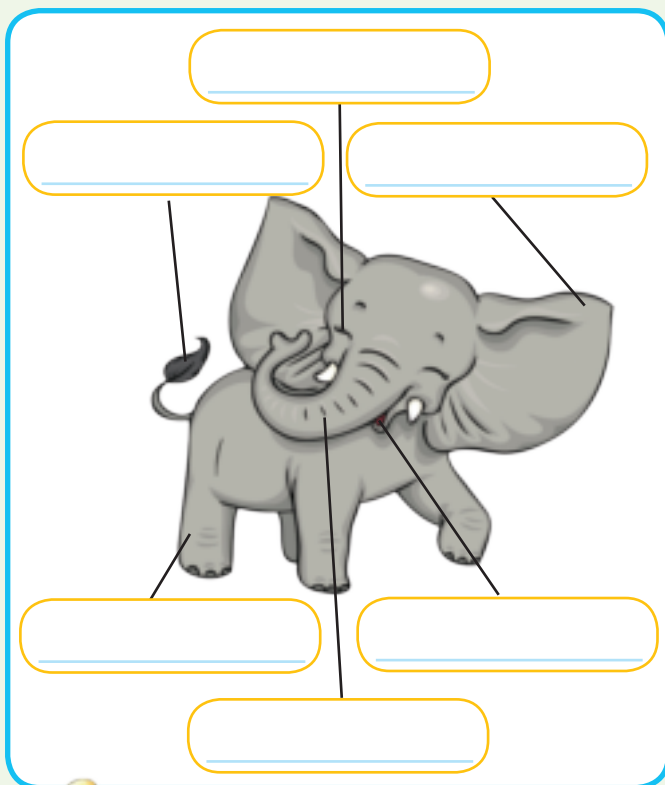
trunk

tail

ear

eye


mouth



Let's write

How many does each animal have? Fill in the numbers.

Elephant	
legs	
eyes	
ears	
tail	
trunk	
mouth	



Rabbit	
legs	
eyes	
ears	
tail	
trunk	
mouth	

Date: _____



Let's write

Read the sentences, then fill in the words as shown in the example. Put full stops at the end of each sentence.

We go by **bus** to see the animals.

The bus _____ to the animal park

We go _____ home

Then the lion runs after a _____

We see a _____ lion

bus

big

buck

back

drives



Fun

Finish drawing this picture. Tick off the things when you have drawn them.

Draw the sun.

Draw a croc in the river.

Draw a tortoise near the rock.

Draw 3 ducks.

Draw a buck drinking water.

Draw a lion near the bush looking at the buck.



TEACHER: Sign _____


Date _____

121



Let's speak

Look at the picture and talk about what you see.



Let's read

Fill in the underlined words into the correct spaces on the next page.


The shark has big teeth.

The little fish hide in the rocks.

There is a ship in the sea.

The octopus has 8 legs.

The whale is the biggest animal in the sea.



Date: _____

Sight words

find
help
go
down



Word work


Read the words and listen to the sounds.
Then write two sentences in your exercise book
using words from the word work box.

when	dish	shell	kick
wheel	wish	shark	sick



Copy the sentence.

Let's write



The shark shakes the ship.



Let's write

Draw a picture about a sea animal.
Then write a sentence about your
picture.

Blank lined area for writing a sentence about the picture.

Blank area for drawing a picture of a sea animal.

TEACHER: Sign _____

Date _____



Let's do

Join the dots to complete this picture, then colour it in.



What is it?



Let's write

Complete these sentences.
Put a full stop at the end of each sentence.

- ship
- fish
- jelly fish
- star fish
- shark



This is a _____

This is a _____

This is a _____

This is a _____

This is a _____



Date: _____



Sounds

Read the sentences, then find and circle the sounds as shown in the example.



sh	The sh ark shakes the ship.
ch	Cheese is such good food.
wh	What is that?
th	Thanks, that tea was good.
sh	Shh, shh. There is a shark.



Fun

Help the children to catch a fish.



TEACHER: Sign _____

Date _____



Let's speak

Look at the pictures and then read the story.



Let's read

I want to see
the world.



All the elephants were eating. Bubu, the baby elephant, walked away from his family. He walked and walked and walked. He did not hear them call him.

Am I a lion? Do
I belong to you?



No. You haven't got big
teeth. You can't roar. You
must go to your mother.

Soon he met a lion.


Am I a hippo? Do
I belong to you?




No. You can't
swim. You must go
to your mother.

So off he went
down to the river.
Bubu then met a
hippo.

Date: _____



On and on he walked until he met the giraffe. He looked up, up at the giraffe.



And he walked and walked until he tripped over a tortoise. He looked down, down at the tortoise.




Bubu began to cry. He walked and walked and soon he met a buck.

TEACHER: Sign _____

Date _____



Bubu looked up and saw a big bird in a tree.



And then Bubu was alone. Just then he saw a cheetah in the bush. The cheetah was running very fast.



Bubu then saw a zebra.

Date: _____


Come closer so I can see you better.



The croc wanted to eat Bubu for lunch.

Do I belong to you? Am I your child?

Bubu, my baby! Where have you been?



Just then Bubu's mother saw her baby. She pulled Bubu out of the river by his tail.

I am an elephant.



Bubu never went far from his family again. He knew he was not a lion or a hippo. He was not a giraffe or a tortoise or a buck. He was not a bird or a cheetah or a zebra. And he was not a croc.

He was Bubu, and he belonged with the elephants.

TEACHER: Sign _____

Date _____



You are special.
Your whole body is special.
Your body belongs to you!



NOBODY
should touch
your private
parts.

You need to tell someone if anybody touches your private parts.

You need to tell someone if anybody makes you do things that you do not want to do.

Who to call for help:

Child Line: 0800 05 55 55

SAPS Crime Stop: 086 00 10111

SAPS Emergency Number: 10111

Life Line: 0861 322 322

Child Protection Unit: 012 393 2359/2362/2363





The	cat	and
the	rat	ran.

page 3

I	wish	I
had	a	fish.

page 7

We	have	fun
in	the	sun.

page 11

It	is	such.
fun	to	play.

page 15

We	run	fast.
Ben	comes	last.

page 19

She	is	at
the	shop.	

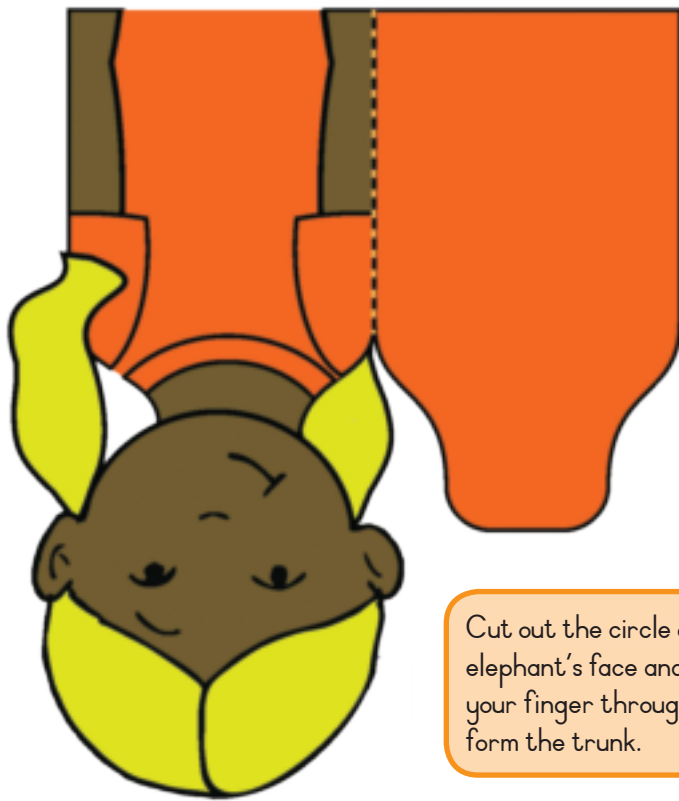
page 23

They	read	a
thick	book	

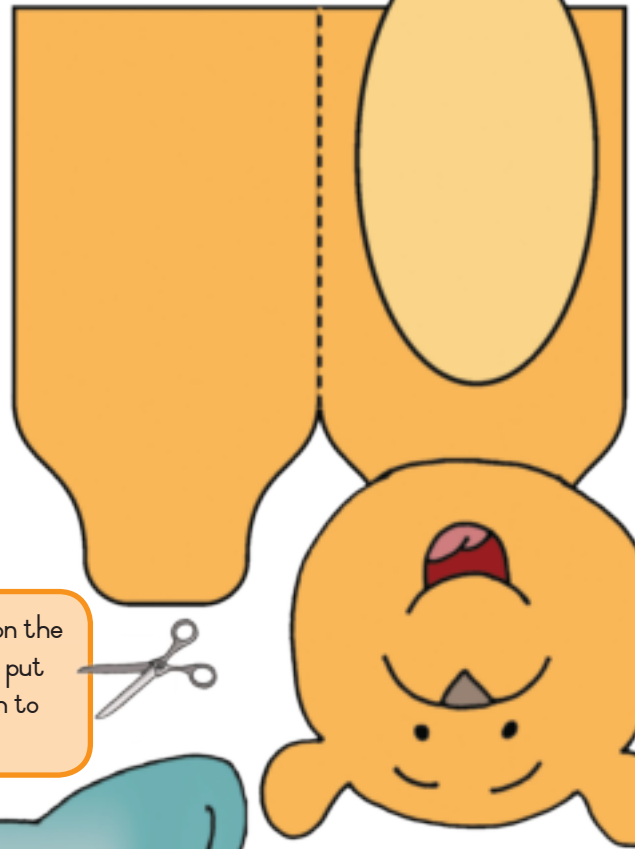
page 27







Cut out the circle on the elephant's face and put your finger through to form the trunk.



Finger puppets:
Cut out the finger puppets on the solid black lines and fold on the dotted lines. Now glue on the back where shown to form a finger puppet.

