



ISINDEBELE
 GRADE R – BOOK 3
 TERM 3
 ISBN 978-1-4315-0715-3
 THIS BOOK MAY NOT BE SOLD.
 14th Edition



Aa Bb Cc Dd Ee Ff
 Gg Hh Ii Jj Kk Ll Mm
 Nn Oo Pp Qq Rr Ss Tt
 Uu Vv Ww Xx Yy Zz
 1 2 3 4 5 6 7 8 9 10



IGreyidi

R



Ibizo:

Blank writing area for the student's response.



basic education
 Department:
 Basic Education
 REPUBLIC OF SOUTH AFRICA



NGESINDEBELE

Inwadi

3

Ithemu 3





UKkz. Angie Motshekga,
nguNqgonqotjhe
weFundo-Sisekelo



Dohr. Reginah Mhaule,
nguSekela kaNqgonqotjhe
weFundo-Sisekelo

Umnyaka wokwamukelwa (kuGreyidi R) weencwadi zokuSebenzela zakwaRainbow. Uyingcenywe yamaqhinga womNyango wezeFundo esiSekelo wokukhuphula ukusebenza ngcono kwabentwana beSewula Afrika eenkolweni. Irhubhululo litjengise kobana komunye nomunye umnyaka lapha abentwana banikelwe imisebenzi evuselelelako ngaphambi kokufunda iGreyidi loku-1, basebenza ngcono emsebenzini wesikolo eminyakeni elandelako – kiyo yoke iminyaka yokufunda emazingeni wefundo aphasi kanye newesekhondari. Ngikho-ke kugandelelwa khulu ukufundiswa kuGreyidi R.

Ikharikhylamu yesiGaba esisiSekelo idinga kobana abafundi bamaGreyidi R banikelwe amathuba wokuthuthukisa amakhono wabo wangaphambilini wokufunda, wokutlola kanye namakhono wangaphambilini kumathemathiki bese kugandelelwe amakhono abazowathlola kusisekelo sefundo esiqinileko ukuze bathole ukufunda kulula kuGreyidi R kanye nokufunda okuragela phambili kumagreyidi alandelako.

Ngakho-ke iincwadi zokuSebenzela zakaGreyidi R zinqophe ukusiza abentwana ekuthuthukiseni amakhono la kanye nemicabango yokuthoma eqakathekileko abayidingako ukwakha isisekelo esiqinileko sokufunda. Iincwadi lezi zimumethe amathuba wokuthuthukisa nokuzijayeza amakhono azokulungiselela abentwana ifundo ehlelekileko esemthethweni.

Ngaphambi kobana abentwana bafunde ngokusemthethweni ukufunda, kumele bakwazi ukubamba incwadi kanye nokuphendla amakhasi wencwadi bebazwisise nokobana iincwadi zisetjenziswa njani. Kumele bazi ubudlelwana hlangana kwamagama kanye neenthombe encwadini begodu balemuke nokobana amagama ekhasini ngalinye akhiwe ngamatjhada begodu atjho okuthileko. Ngokufanako, ngaphambi kobana abentwana bangafunda ukutlola, kumele bathuthukise ukusebenza ngefanelo nangokuvumelana kwabo, ukuzijayeza ukwakhiwa kwamajamo kanye nokuraga ngokwakhiwa kwamaledere. Amakhono la eqinisweni, ngiwo iincwadi zokusebenzela lezi ezinqophe ukuwathuthukisa.

Siyazi kobana boke abafundi abafundi ngezinga elifanako. Iincwadi zokuSebenzela zakaGreyidi R zizokuphumelelisa kobana abotitjhere basebenze ngezinga lomfundi ngamunye begodu lapha kutlhogeka khona, kuyiwe phambili bekubuyelwe emuva ngencwadini, kukhambisane nomfundi ngamunye kanye nokuthuthuka kwakhe. Begodu imisebenzi izokusiza abotitjhere babone lapha abafundi beneenqabo khona ukuze iinqabo lezo zikwazi ukutjhejwa kusese nesikhathi ngaphambi kobana umntwana athome ngefundo ehlelekileko nesemthethweni esikolweni.

Iincwadi zokusebenzela lezi zifaka hlangana ukufundisa kwelimi, inyumeresi kanye namakhono wezepilo kumimongo ema-20 kusetjenziswa ukuzithabisa kanye neendlela zokugcina abafundi abaseke bancani kobana babe nekareko kanye nokutjhejisisa. Siyathemba kobana abafundi benu bazokuthabela ukusebenzisa imisetjenzana esencwadini yokusebenzela le lokha nabasakhulako begodu bafunda. Begodu wena njengotitjhere wabo, uzokwabelana nabo ekuzithabiseni ngefundo.

Ukudlala ndawonye



Ukudlala ngokuzisilaphaza kumnandi!



basic education
Department:
Basic Education
REPUBLIC OF SOUTH AFRICA



Sponsored by
OMO

SCAN HERE
or visit OMO.CO.ZA
for fun activities in
the OMO Messy
Play Zone.



IGreyidi **R** IIMFUNDO EZIHLANGANISIWEKO

- Ilimi Lekhaya
- Iimbalo
- Amakghono wePilo



1	Iinthuthi	2
2	Imisebenzi eyenziwa babantu	10
3	Amanzi	20
4	Eplasini	30
5	Ibhoduluko eliphephileko	42

ISINDEBELE

Incwadi

3


Ithemu 3




Ilinthuthi



Coca ngesithombe.





TITJHERE: Tlikitla

lIanga



Coca ngamatshwayo wendlela.

Ithemu 3 – limveke 1-5





Coca begodu wenze ibonelo phambili lendatjana.



A large empty rectangular box with a dotted border, intended for drawing or writing.




Yitjho igama begodu ugadangise iledere u-n.

n

in**n**ese



in**n**alidi



is**n**ana



in**n**wabu



in**n**yosi



ip**n**ani



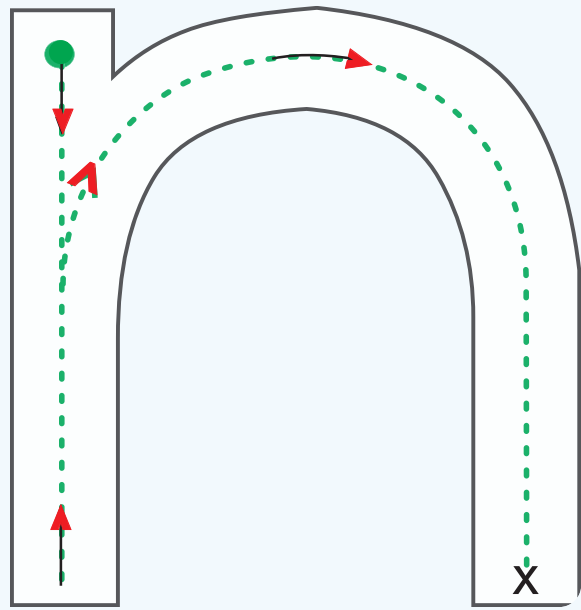
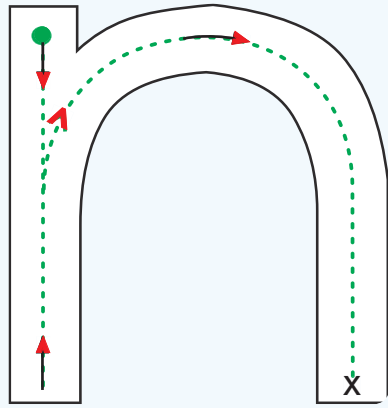
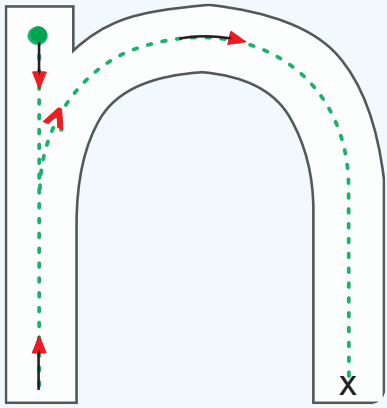



Yitjho igama begodu ugadangise iledereu-n.

n

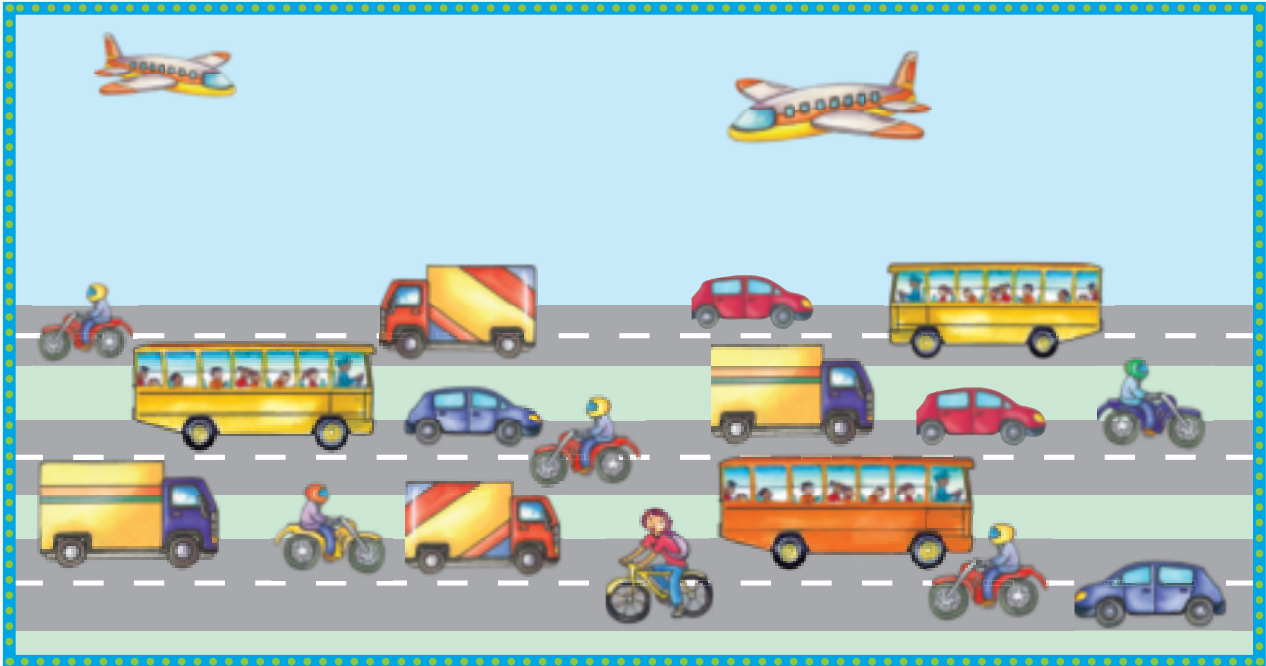


unana





Bala begodu ujamisele.



5						
4						
3						
2						
1						

1.6



Gwala elinye ihlangothi lesikebhe.



Ibizo lami ngingu:

A large rectangular box with a dotted border, intended for writing the names of the parts of the sailboat.

TITJHERE: Tlikitla

lilanga



2

Imisebenzi abantu abayenzako

Ithemu 3 – imiveke 1-5

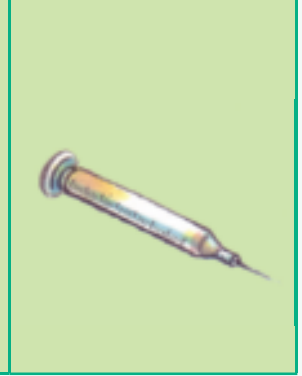



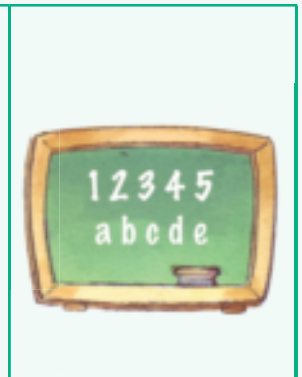
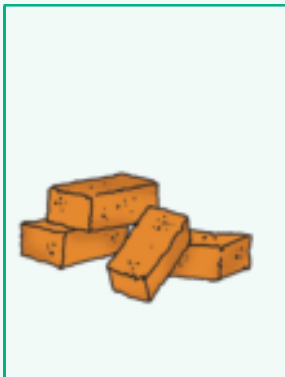
Coca ngesithombe.







Madanisa begodu undlungele.



2.2



Hlela, namathisela begodu ubale.

Zepilo	linthuthi	Ukudla





Yitjho igama begodu ugadangise iledere u-p.

p



ipoto



ipuphu



ipumulo



ipangela



ipilisi



ipigogo

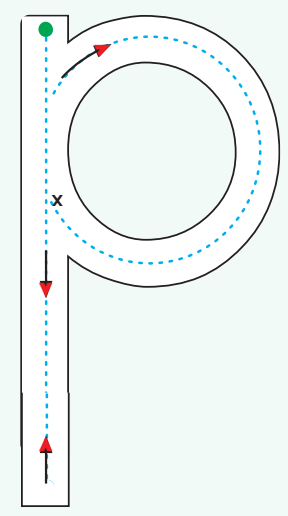
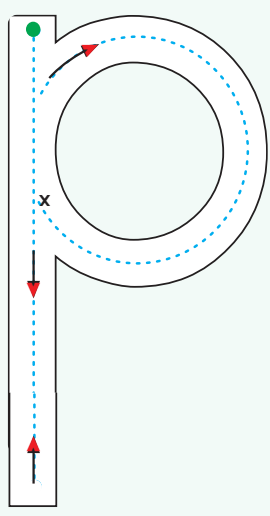
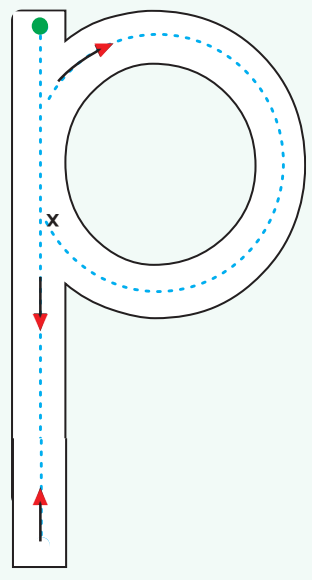


Ibizo lami ngingu



Yitjho igama begodu ugadangise iledere u-p.

p






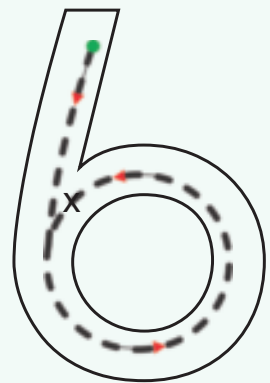
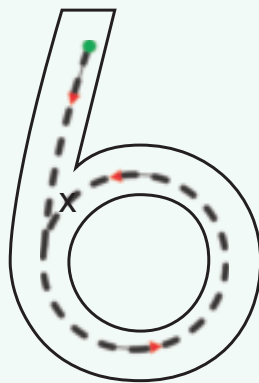
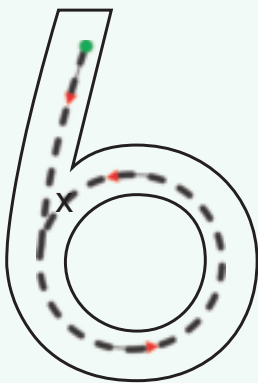
2.5



Bala, gwala begodu ugadangise inomboro u-6.

Ithemu 3 – limveke 1-5





Ibizo lami ngingu:







Wahlela iinhlavu.

 udorhodere

u do rho de re

 umlimi

u mli mi

 i-ambulense

i a mbu le nse

 umakhi

u ma khi

 umapendana

u ma pe nda na



Yitjho, begodu undulungele engafani nezinye.

s



isofa



isipho



ihege

a



idada



ilanga



ukatsu

t



ithanga



itafula



itamati

i



imino



ilimu



inja

p



























ipoto



ipera



ipisi


Ngezelela amaphetheni.



Amanzi

Coca ngesithombe.







Yitjho igama begodu ugadangise iledere u-c.


C



cimeza



cima



icilongo



isicimamlilo



umcasa



icici



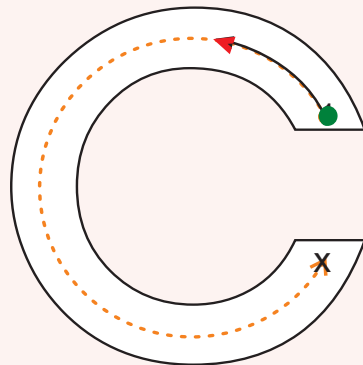
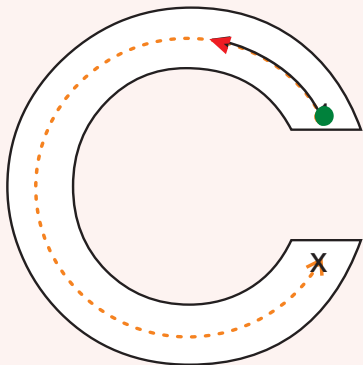

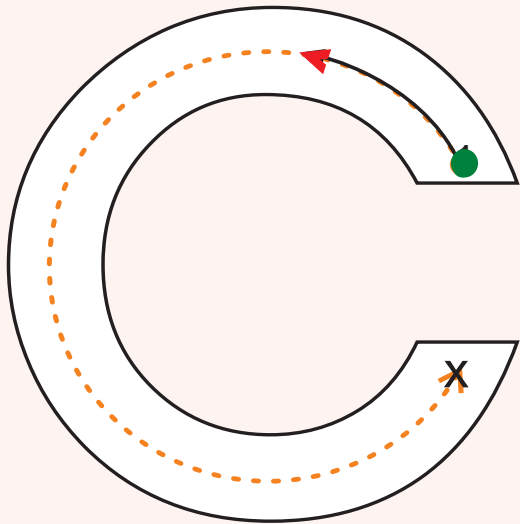
Ibizo lami ngingu:

A large empty rectangular box with a decorative border, intended for writing the words learned in the lesson.




Yitjho igama, ugadangise begodu undulungele iledere u-c.

C






Gradangisa begodu upende if esi ibe nombala obovu
bese idolf ini ibenombala ohlaza kwesibhakabhaka.



3.4



Coca begodu unamathisele iinthombe zeenlwana zezanzini.





Umtjuzi akalandele iinomboro ukuze athole umnotho.

Ithemu 3 – limveke 1-5

A large maze with a yellow border and light blue interior. A diver is at the top left. A shark is at the top right. A squid is in the upper middle. A purple octopus is in the middle right. A seahorse is in the middle left. A starfish is in the lower right. A jellyfish is in the bottom left. A striped eel is at the bottom. A treasure chest is at the bottom right. A large white arrow points from the top center down to a blue circle containing the number 1. Other blue circles with numbers 2, 3, 4, 5, and 6 are placed at various points in the maze.



Bala begodu utshwaye ngebhoksini elinezinto ezincani.

--	--

--	--

--	--


--	--

--	--



Yitjho igama begodu ugadangise iledere u-k.

k




ikabi



iketlela



ikosi



ukatsu



isikhiya



ikamela

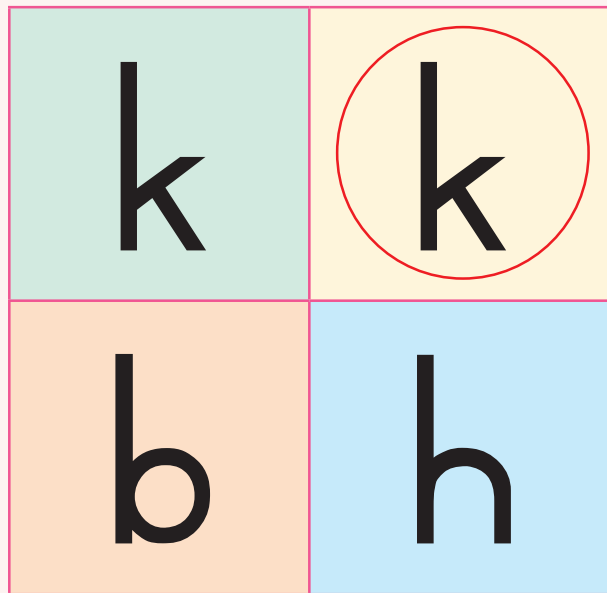
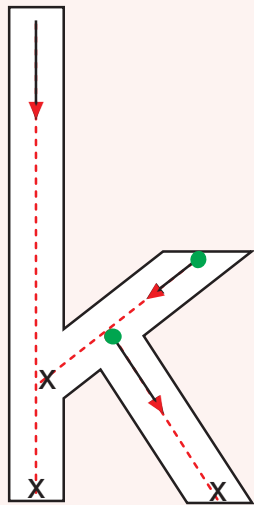


Ibizo lami ngingu -:




Yitjho igama, ugadangise begodu undulungele iledere u-k.

k



Eplasini

Coca nesithombe.





Qedelela iphetheni.





iinthelo



i-apula



i-orentji



amadribe



ibhanana



ipeyinabhula



ipiyere



iphopho



iperegisi

imirorho



iimbhontjisi



ikhabitjhi



amaphisi



umrorho



izambana



ikherothi



isiphila



umgade

4.2



Namathisela iinthelo nemirorho ngekhomini efaneko.

iinthelo	imirorho



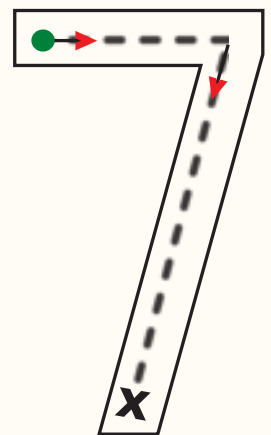
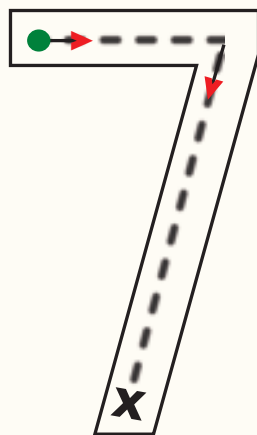
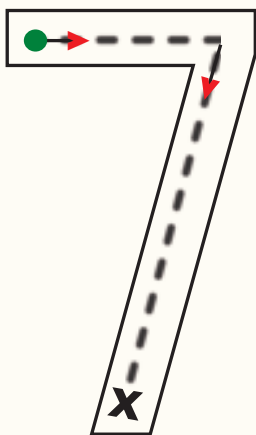


Penda amabumbeko alikhomba emudeni ngamunye begodu ugadangise inomboro 7.

--	--

--	--



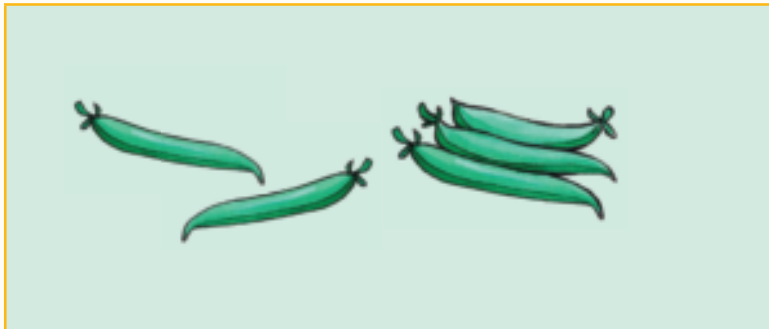
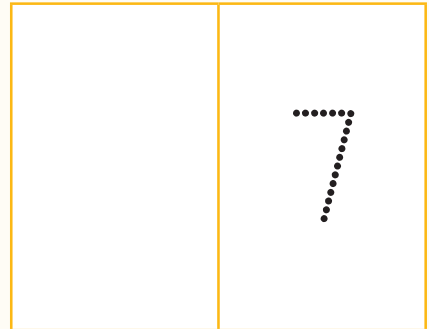


--	--



4.4




Gwala inomboro ekhambelana namaqatjhazi bese ugadangisa inomboro.







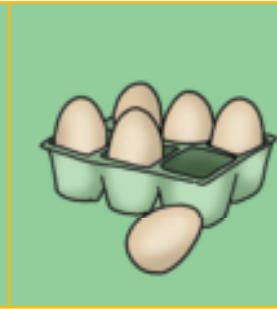
Coca ngesithombe.








Ndulungela imikhiqizo esiyithola kuumfuyosithandwa ezingebhoksini lokuthoma.





4.7






Zingaki nazizoke.






na




na



na




na





Yitjho igama begodu ugadangise iledere u-e.

e



ilembe



izemb



ihemb



iper



Ibizo lami ngingu-:



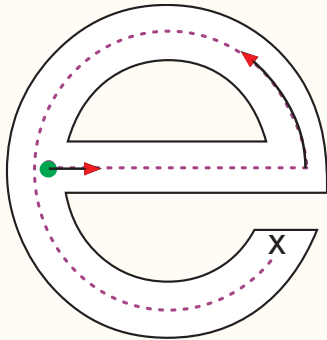


Yitjho igama, ugadangise begodu undlungele iledere u-k.

e





izembe



Ibhoduluko eliphephileko nelinepilo

Coca kobana singaligcina bunjani ibhoduluko
lethu lihlanzekile begodu liphephile.






Ibizo lami ngingu:

Blank space for drawing or writing.



Namathisela iintikara endaweni efaneleko.



5.2



Gradangisa, bala begodu upende inomboro.

6	
---	--

4	
---	--

7	
---	--

5	
---	--



Yitjho igama begodu ugadangise iledere u-h.




ihabhula



ihamura



ihariga



ihege



Ibizo lami ngingu:

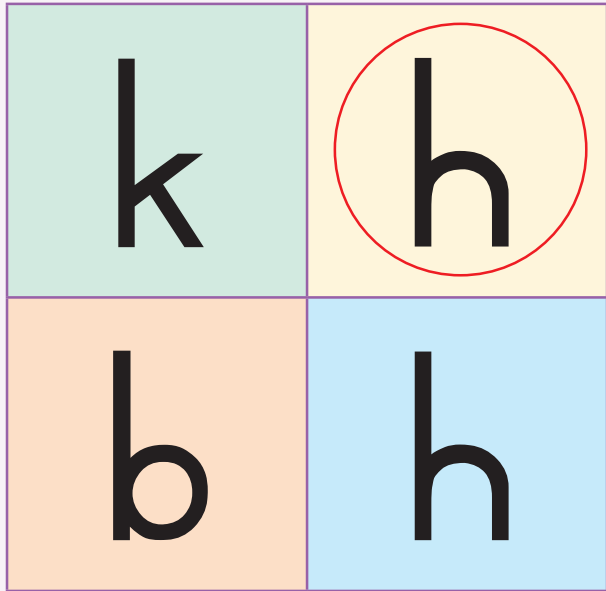
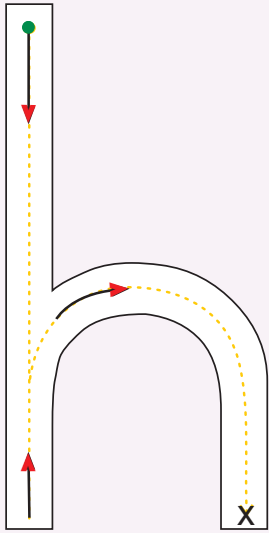


Yitjho igama, ugadangise begodu undulungele iledere u-h.

h



ihembe







Zingaki nazizoke.





na




2





na





na



na



na

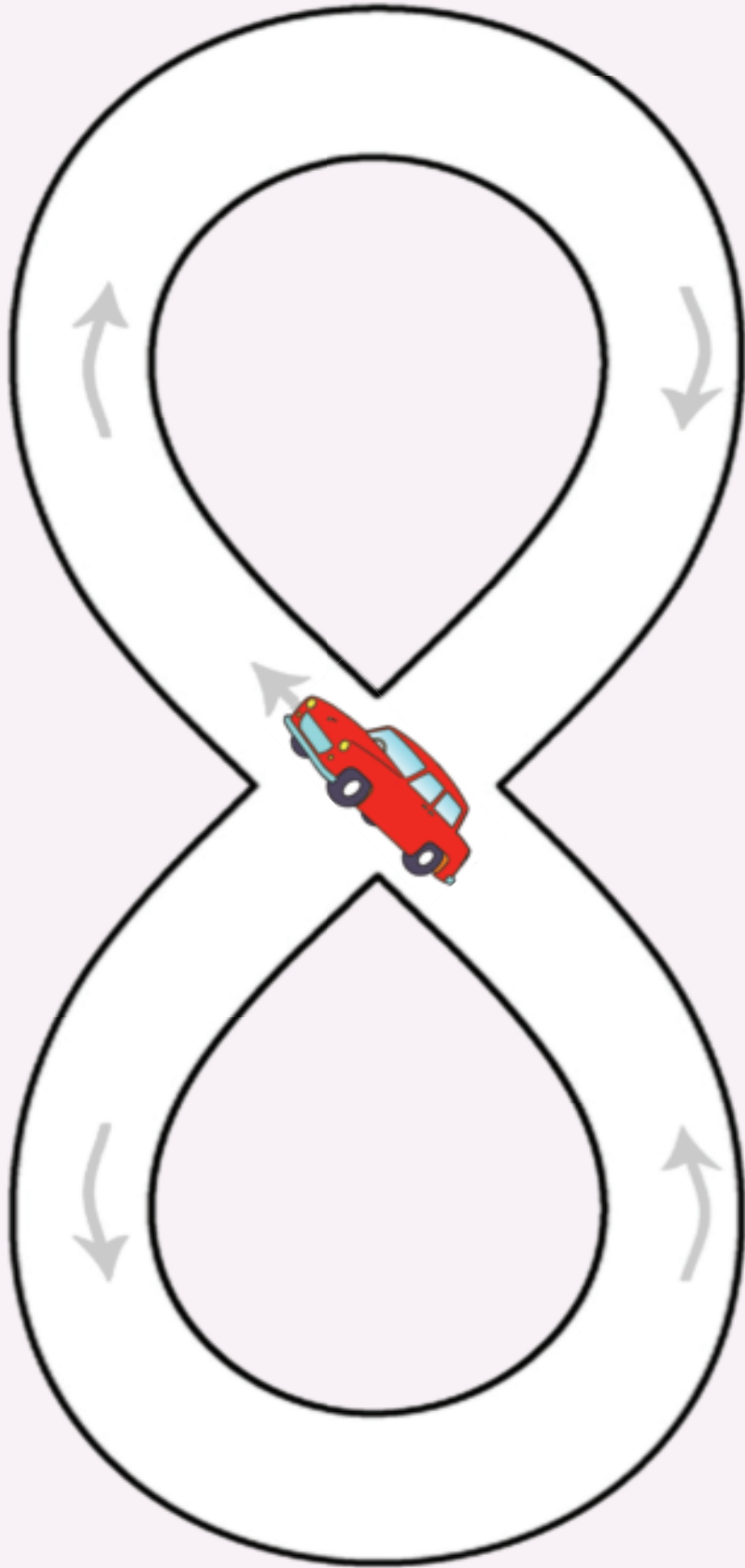


5.6



Coca begodu upende





Landela daboŧhobi ukwenza indledlana yekoloyi.



Sika begodu umadanise.



a



n



p



m



o



d



t









s



5.9



Gwala utjhozi ukuqedelela ikhowudu.





Abosika



Umdlalo wokukhumbula:

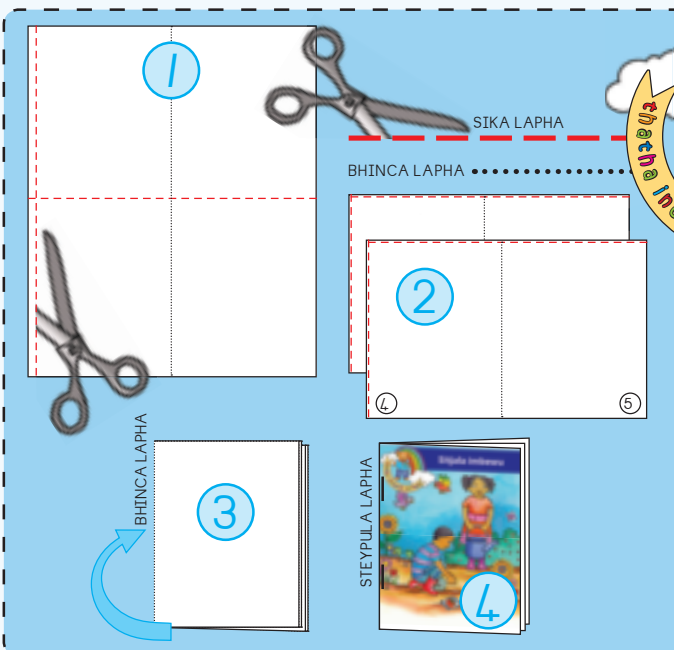
Hlangahlanganisa amakarada lawo bese uwabeke etafuleni uwaqalise phasi. Vula amakarada amabili ngesikhathi esisodwa, nangabe ayafana ungawabekela ngeqadi. Akhe nibone kobana ngubani ongaqeda kokuthoma ukubeka ngahlanye amakarada amanengi.

Ngemva kwalapho, sebenzisa amakarada lawo udlale umdlalo wamakarada nomngani wakho.



Ukulandelanisa amakarada:

Sika ukhuphe amakarada alandelako bese uwalandelanisa ngendlela efaneleko ngemva kwalapho ucoce indatjana ngokuthi kwenzeka ini esehlakalweni ngasinye.



Incwadi yokufunda:

Landela imiyalo usike wenze incwadi le.

Khamba nayo ekhaya uyifundele abangani nabomndeni wakho.



ABOSIKA BAMI



Asenzeni lokhu.

Sika ikhasi emudeni omacaphazi ngehla bese unamathisela ikhasi ekhavareni yangemuva wenze isikhwama. Beka abosika bakho lapho ukuze bangalahleki.


NAMATHISELA LAPHA

NAMATHISELA LAPHA

NAMATHISELA LAPHA

NAMATHISELA LAPHA







Iinlwana zifuna
ukudla iintjalo.

4



Maduzane amatamati azokuba
makhulu bekabebovu.

5



Sinemihlobohlobo yemirorho
esizokuyithengisa emakhethe.

8



Sitjala imbewu

UNomsa noSam basebenza
malanga woke esivandeni.

1



Ngizokudla itamati njengesidlo
sami semini.

6



UNomsa uthelelela iintjalo.

3

Kungasikade sizokudla
amatamati.




2



Abantu bezile ukuzokubona
isivande.

7







4 USara kufanele alale.
Uyatjhisa.



5 USara unomungu.
Uneenlonda ezinengi.



8 USara upholile. Angabuyela
esikolweni kwanjesi.
Angabuyela adlale nabangani
bakhe godu.



**Ukuvakatjhela
udorhodere**



1



USara uya kwadorhodere.
Udorhodere uthi uSara
kufanele ahlele ekhaya.

6



USara uyatjhisa. Uphathekile
angekhe aye esikolweni.

3



USara uyagula angekhe adle
ibhrakfesi yakhe.

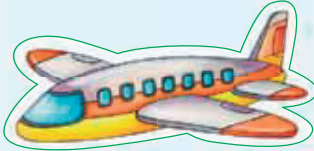
2



USara usela iinhlahla zakhe.

7

STICKERS



3



12








13



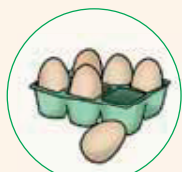
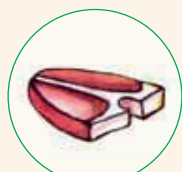
31


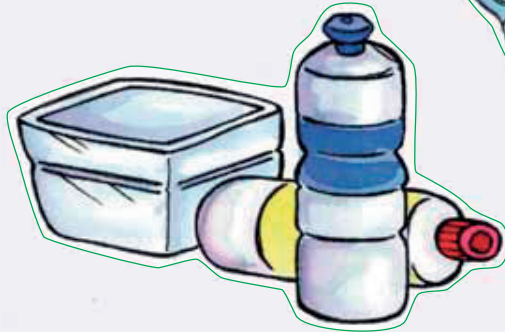

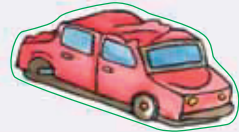


33




13









23



24



25

