



ISINDEBELE
 GRADE R – BOOK 4
 TERM 4
 ISBN 978-1-4315-0726-9
 THIS BOOK MAY NOT BE SOLD.
 14th Edition



Aa Bb Cc Dd Ee Ff
 Gg Hh Ii Jj Kk Ll Mm
 Nn Oo Pp Qq Rr Ss Tt
 Uu Vv Ww Xx Yy Zz
 1 2 3 4 5 6 7 8 9 10



IGreyidi

R



Ukubuyekeza ihlaliswe
 ngokwesitatemende
 seKharikhyulamu
 nomThethomgomo
 wokuhlola.

Ibizo:

Blank writing area for the student's response.



basic education
 Department:
 Basic Education
 REPUBLIC OF SOUTH AFRICA

NGESINDEBELE

Inwadi

4

Ithemu 4





UKkz. Angie Motshekga,
nguNqongqotjhe
weFundo-Sisekelo



Dohr. Reginah Mhaule,
nguSekela kaNqongqotjhe
weFundo-Sisekelo

Umyaka wokwamukelwa (kuGreyidi R) weencwadi zokuSebenzela zakwaRainbow. Uyingcnyene yamaqhinga womNyango wezeFundo esiSekelo wokukhuphula ukusebenza ngcono kwabentwana beSewula Afrika eenkolweni. Irhubhululo litjengise kobana komunye nomunye umnyaka lapha abentwana banikelwe imisebenzi evuselelako ngaphambi kokufunda iGreyidi loku-1, basebenza ngcono emsebenzini wesikolo eminyakeni elandelako – kiyo yoke iminyaka yokufunda emazingeni wefundo apha kanye newesekhondari. Ngikho-ke kugandelelwa khulu ukufundiswa kuGreyidi R.

Ikharikhylamu yesiGaba esisiSekelo idinga kobana abafundi bamaGreyidi R banikelwe amathuba wokuthuthukisa amakhono wabo wangaphambilini wokufunda, wokutlola kanye namakhono wangaphambilini kumathemathiki bese kugandelelwe amakhono abazowathlola kusisekelo sefundo esiqinileko ukuze bathole ukufunda kulula kuGreyidi R kanye nokufunda okuragela phambili kumagreyidi alandelako.

Ngakho-ke iincwadi zokuSebenzela zakaGreyidi R zinqophe ukusiza abentwana ekuthuthukiseni amakhono la kanye nemicabango yokuthoma eqakathekileko abayidingako ukwakha isisekelo esiqinileko sokufunda. Iincwadi lezi zimumethe amathuba wokuthuthukisa nokuzijayeza amakhono azokulungiselela abentwana ifundo ehlelekileko esemthethweni.

Ngaphambi kobana abentwana bafunde ngokusemthethweni ukufunda, kumele bakwazi ukubamba incwadi kanye nokuphendla amakhasi wencwadi bebazwisise nokobana iincwadi zisetjenziswa njani. Kumele bazi ubudlelwana hlangana kwamagama kanye neenthombe encwadini begodu balemuke nokobana amagama ekhasini ngalinye akhiwe ngamatjhada begodu atjho okuthileko. Ngokufanako, ngaphambi kobana abentwana bangafunda ukutlola, kumele bathuthukise ukusebenza ngefanelo nangokuvumelana kwabo, ukuzijayeza ukwakhiwa kwamajamo kanye nokuraga ngokwakhiwa kwamaledere. Amakhono la eqinisweni, ngiwo iincwadi zokusebenzela lezi ezinqophe ukuwathuthukisa.

Siyazi kobana boke abafundi abafundi ngezinga elifanako. Iincwadi zokuSebenzela zakaGreyidi R zizokuphumelelisa kobana abotitjhere basebenze ngezinga lomfundi ngamunye begodu lapha kutlhogeka khona, kuyiwe phambili bekubuyelwe emuva ngenwadini, kukhambisane nomfundi ngamunye kanye nokuthuthuka kwakhe. Begodu imisebenzi izokusiza abotitjhere babone lapha abafundi beneenqabo khona ukuze iinqabo lezo zikwazi ukutjhejwa kusese nesikhathi ngaphambi kobana umntwana athome ngefundo ehlelekileko nesemthethweni esikolweni.

Iincwadi zokusebenzela lezi zifaka hlangana ukufundisa kwelimi, inyumeresi kanye namakhono wezepilo kumimongo ema-20 kusetjenziswa ukuzithabisa kanye neendlela zokugcina abafundi abasese bancani kobana babe nekareko kanye nokutjhejisisa. Siyathemba kobana abafundi benu bazokuthabela ukusebenzisa imisetjenzana esencwadini yokusebenzela le lokha nabasakhulako begodu bafunda. Begodu wena njengotitjhere wabo, uzokwabelana nabo ekuzithabiseni ngefundo.

Ukubutha



Ukubutha kumnandi!



basic education
Department:
Basic Education
REPUBLIC OF SOUTH AFRICA



SCAN HERE
or visit OMO.CO.ZA
for fun activities in
the OMO Messy
Play Zone.



Igreyidi **R**

IIMFUNDO EZIHLANGANISIWEKO

- Ilimi Lekhaya
- Iimbalo
- Amakghono wePilo



1	Iinyoni neenrhurhubi	2
2	Iinlwana / iibandana zommango	22
3	Ezemidlalo	34

ISINDEBELE

Incwadi

4

Ithemu 4



I linyoni neenrhurhubi



Ithemu 4 – Iimveke 1-5





Coca ngesithombe.












Yitjho igama begodu ugadangise iledere u-j.

j

Ithemu 4 – limveke 1-5

 <p>ijemu</p>	 <p>ijesi</p>
 <p>gijima</p>	 <p>ijasi</p>
 <p>ijusi</p>	 <p>jinka</p>



Ibizo lami ngingu -:

A large empty rectangular box with a yellow dotted border, intended for writing the names of the items shown in the table above.




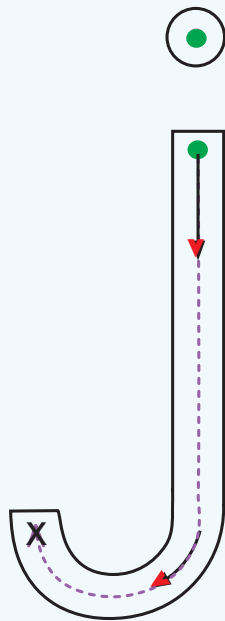


Yitjho igama begodu ugadangise iledere u-j.

j








ijege






Faka izinto emideni bese utlole inani.





inyoka



igulukudela



inwabu



isibhadwa



iphengwini



inciliba




idada




ukholo



izuba






Coca ngendlela yokutjala imbewu. Tlola iinomboro 1-4.





Bona umahluko.







Yitjho igama begodu ugadangise iledere u-v.

V



ivili



ivuvuzela



ivasi




vuma



vuka



vala



Ibizo lami ngingu-:

A large empty rectangular box with a blue and yellow dotted border, intended for writing the words.

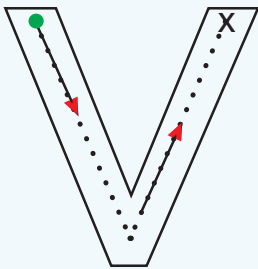


Yitjho, gadangisa begodu undulungele iledere u-v.

V



iveni



k

v

b


v

V





Asabelane.



Large empty rectangular box with a green dashed border, intended for the boy to write or draw.

Large empty rectangular box with a pink dashed border, intended for the girl to write or draw.





Gadangisa, bala begodu upende amabumbeko abunane.

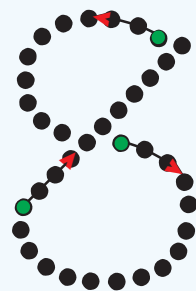
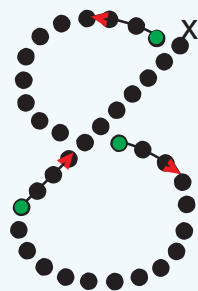
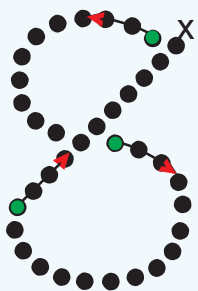
8	
---	--

8	
---	--

8	
---	--

8	
---	--



8	
---	--





Lalela begodu unamathisele iintikara.


Ithemu 4 – Iimveke 1-5



Sika begudu wakhe iphazeli.







Hlanganisa amaqatjhazi. Penda ukuya ngenomboro.



1




2



3



4





Yitjho igama begodu ugadangise iledere u-b.



bala



ubaba



ubuso




abasana



ibadi




ibisi




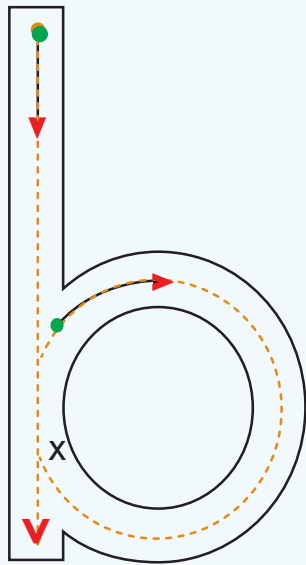

Ibizo lami ngingu -:

A large empty rectangular box with a blue and yellow dotted border, intended for writing the words.



Yitjho, gadangisa begodu undulungele iledere u-b.

b



linlwana / iimbandana zommango








Ithemu 4 – Iimveke 1-5

Coca ngesithombe.





Bala, jamisela begodu utlole inomboro.





Gwala ubuso obuthabileko nofana obudanileko ehugwini yesithombe esinye nesinye.



Kumnandi lokha
nanginomma.



Ngilahlekile.



Ngisiza ngifunyane
umma.





Mina nomma sibuyile.

2.2



Ndulungela isibandana esikhulu kunazozoke sibehlaza kotjani bese esincani kunazozoke sibe - orentji.










Bala begodu utlole iinomboro. Ndulungela isede encani kunazozoke emudeni omunye nomunye.



Qedelela ihlangothi leviyaviyani elinye nelinye.





Yitjho igama begodu ugadangise iledere u-w.

W



gwala



wahla



amawele




iwulu



iwatjhi



iwa


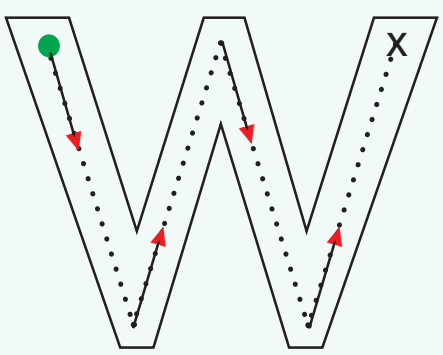



Ibizo lami ngingu-:







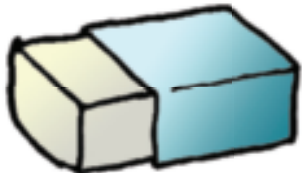







Yitjho, gadangisa begodu undulungele iledere u-w.

W







Ndulungela igama elingasisabukondlo.


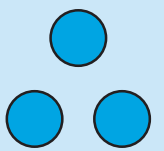
 <p>gida</p>	 <p>gijima</p>	 <p>unana</p>
 <p>rarha</p>	 <p>iraba</p>	 <p>sikima</p>
 <p>itamati</p>	 <p>itafula</p>	 <p>ilimi</p>
 <p>imada</p>	 <p>ibadi</p>	 <p>imali</p>






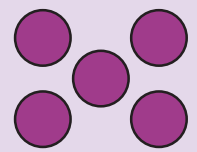
Sika phezu komuda begodu umadanise.






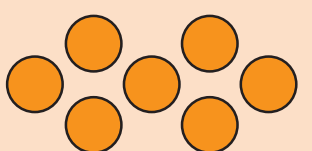
	2
	

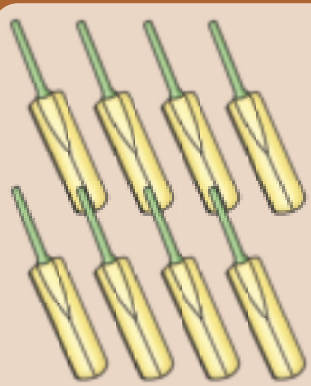

	3
	


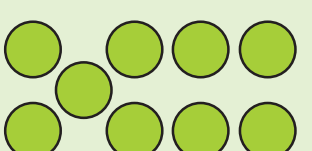
	4
	

	5
	

	6
	

	7
	

	8
	

	9
	

i



ijesi

p



ipeni

b



ibisi

l



ilimi

h



ihege

n



isana

e



ihembe












s



isofa




Gwala iingojwana ezikhambelana nenomboro.



Zemidlalo

Coca ngesithombe begodu unamathisele iintikara.







Yitjho igama begodu ugadangise iledere u-z.

Z



izulu



izinyo



izembe



izibhu




zamula



izibi



Ibizo lami ngingu-:

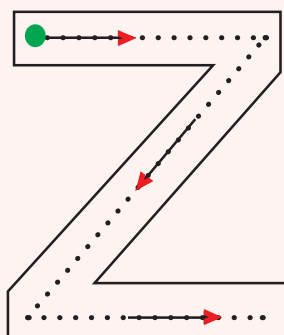


Yitjho, gadangisa begodu undulungele iledere u-z.

Z



izuba



O

Z

Z

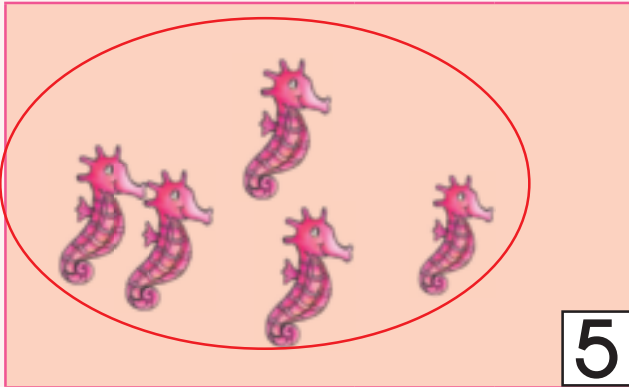
C

Z










Bala begodu utlole inomboro ebhoksini elinye nelinye.
Ndulungela ibhoksi elinezinengi emudeni omunye nomunye.



5



4





Ibholo idlula ngehla
kweenlwana eplasini.

4




Ibholo idlula ngehla
kweenlwana esiqiwini.

5



USam unikela abantwana
ibholo yabo. Badlala ibholo
ndawonye.

8



UJabu urarha ibholo khulu
kwamambala.

1



Ibholo idlula ngehla
kwebhitjhi.

6



Ibholo idlula
ngaphetjheya kwemizi.

3



Ibholo iya phezulu. Iya
ngale kwedrada begodu iya
ngaphetjheya kwendlela

2



USam ugama ibholo.

7



Madanisa begodu utlole inomboro etjhodako.



UJabu
ubethe
amagondelo
ali-9.




U-Ana
ubethe
amagondelo
ama-5.

9


8

7

6



4



2




ULindiwe
ubethe
amagondelo
ama-2.



UJimi ubethe
amagondelo
ama-4.



ULulu ubethe
amagondelo
ama-5.




USam ubethe
igondelo eli-1.

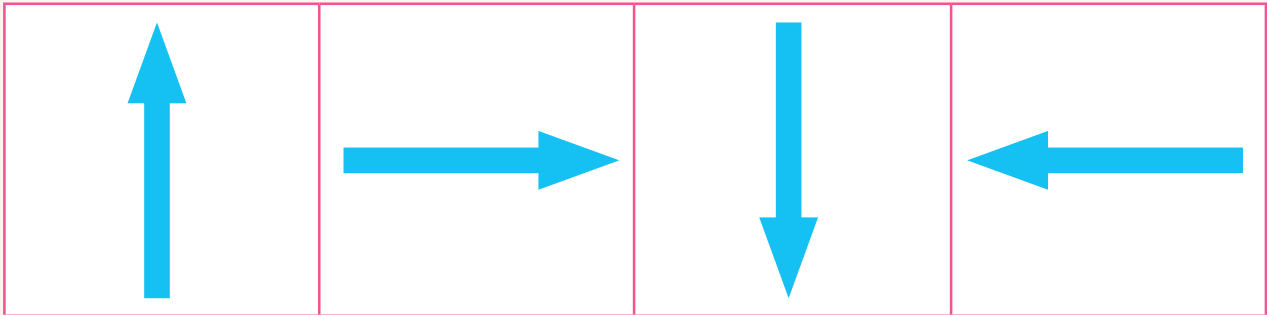


Lalela begodu wenze.


Ndulungela utjhobi okhombe phezulu.



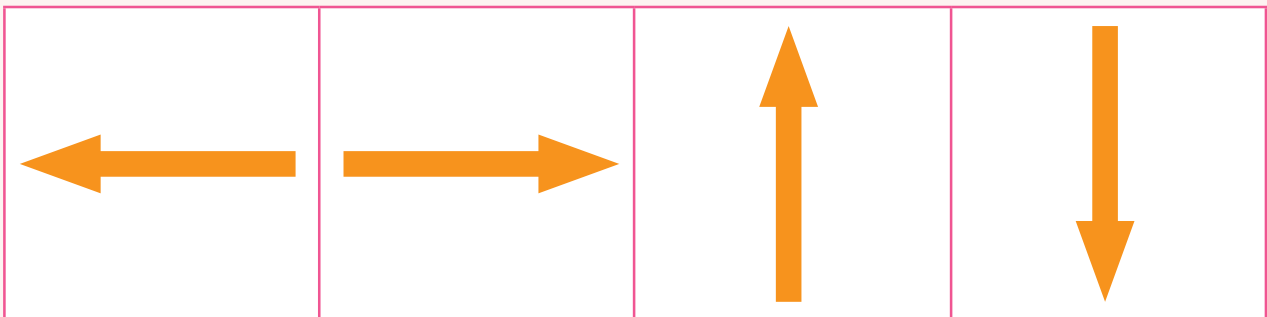
Ndulungela utjhobi okhombe phasi.



Ndulungela utjhobi okhombe ngesinceleni.



Ndulungela utjhobi okhombe ngesidleni.






Siza umntazana kobana athole ikhekhe lakhe lamabeletho. Cwala abotjhozi ukuthola indlela.



Yitjho igama begodu ugadangise iledere u-o.



ikomo



idolo




imodera




ikosi



ipoto



iposo

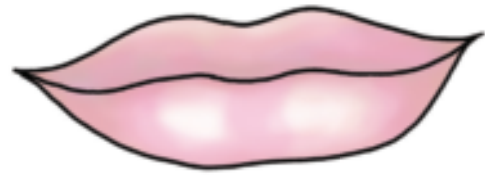


Ibizo lami ngingu-:

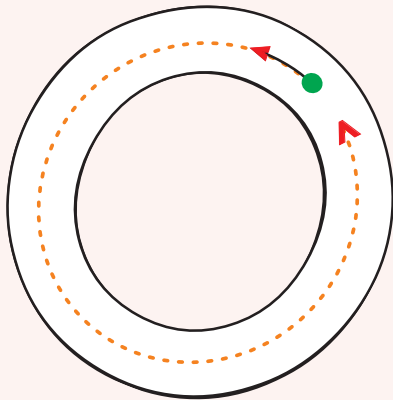
Blank space for writing the words.



Yitjho, gadangisa begodu undulungele iledere u-o.



umlomo



a	o
g	o

o o o o o



Ndulungela iphethehi efana naleyo engebhoksini lokuthoma.

Ithemu 4 – Iimveke 6-10

3.10



Tshwaya engasisabukondlo.





Bona umahluko.













Tshwaya lokho okubudisi emudeni omunye nomunye.

	<input type="checkbox"/>		<input checked="" type="checkbox"/>
---	--------------------------	--	-------------------------------------

	<input type="checkbox"/>		<input type="checkbox"/>
---	--------------------------	--	--------------------------

	<input type="checkbox"/>		<input type="checkbox"/>
---	--------------------------	--	--------------------------

	<input type="checkbox"/>		<input type="checkbox"/>
---	--------------------------	---	--------------------------

	<input type="checkbox"/>		<input type="checkbox"/>
---	--------------------------	--	--------------------------

3.13



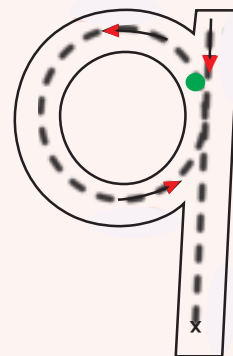
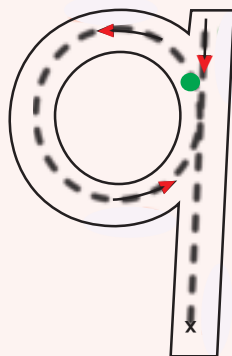
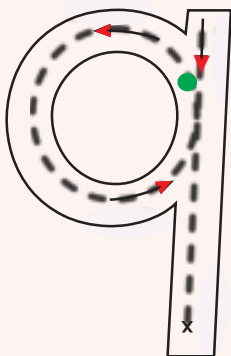
Gadangisa begodu ugwale izinto ezilithoba.

q	
---	--

q	
---	--

q	
---	--

q	
---	--







Zingaki nazizoke.






na



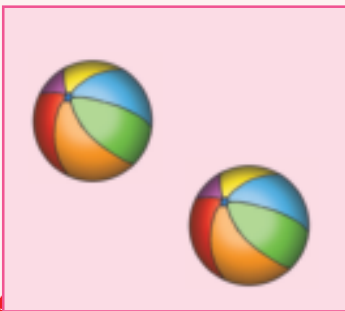

na




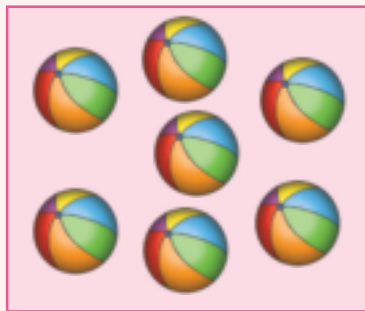
na



na



na




3.15



Sebenzisa iintikara ukwenza irhelo lokuthenga.

1.	
2.	
3.	
4.	
5.	
6.	





Abosika bami




Amaphazeli:

Sika amaphazeli phezu kwamaqatjhazi emva kwalokho ubeke iinqetjhana ozisikileko ndawonye ukwakha isithombe.



Iinyoni ezimbili:

Sika ukhuphe iinyoni. Bhinca bewunamathisele wenze amaphaphethi. Sebenzisa iinyoni ezimbili ulingise ikondlo esekhasini le-14.



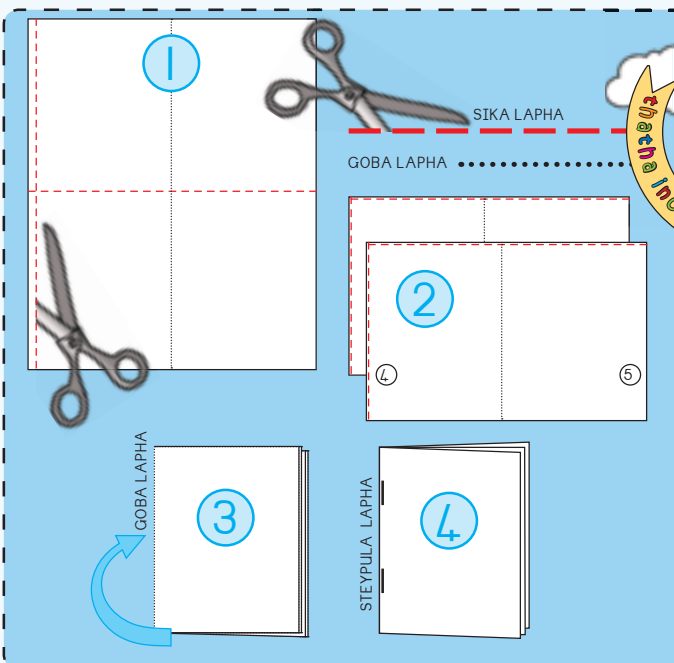
Ukulamanisa amakarada:

Sika amakarada uwabeke ngendlela alandelana ngayo bese ucoca indatjana utjho kobana kwenzeka ini kamanye namanye amakarada alandelanako.



Yenza izimuzimu

Sika imilenze, umsila begodu nehloko yezimuzimu ngokusika amaqatjhazi anzima. Bhinca ibhorodo yephepha ibe siquntu. Emva kwalokho unamathisele iinqetjhana ndawonye ukwakha isithombe sezimuzimu.



Ukufunda iincwadi:

Landela iinlayelo ukuze wenze abosika encwadini le. Khamba nayo ekhaya ukuze uyifunde abangani neenhlobo.





ABOSIKA BAMI



Asenze lokhu


Sika ikhasi phezu kwamacaphazi bese unamathisela ngemuva kwekhavara ukuze wenze isikhwama. Beka abosika bakho lapha ukuze bangalahleki.


NAMATHISELA LAPHA

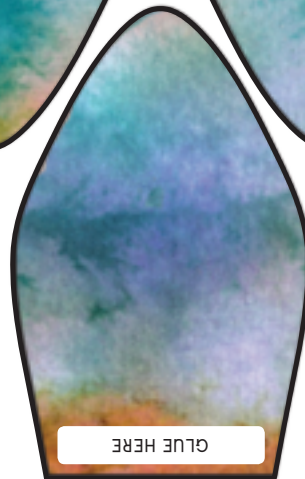
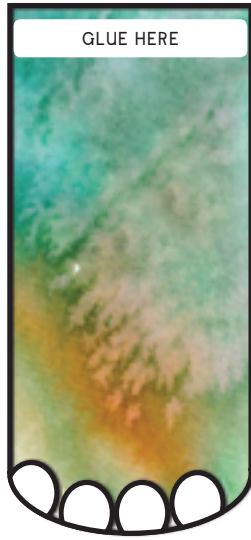



NAMATHISELA LAPHA

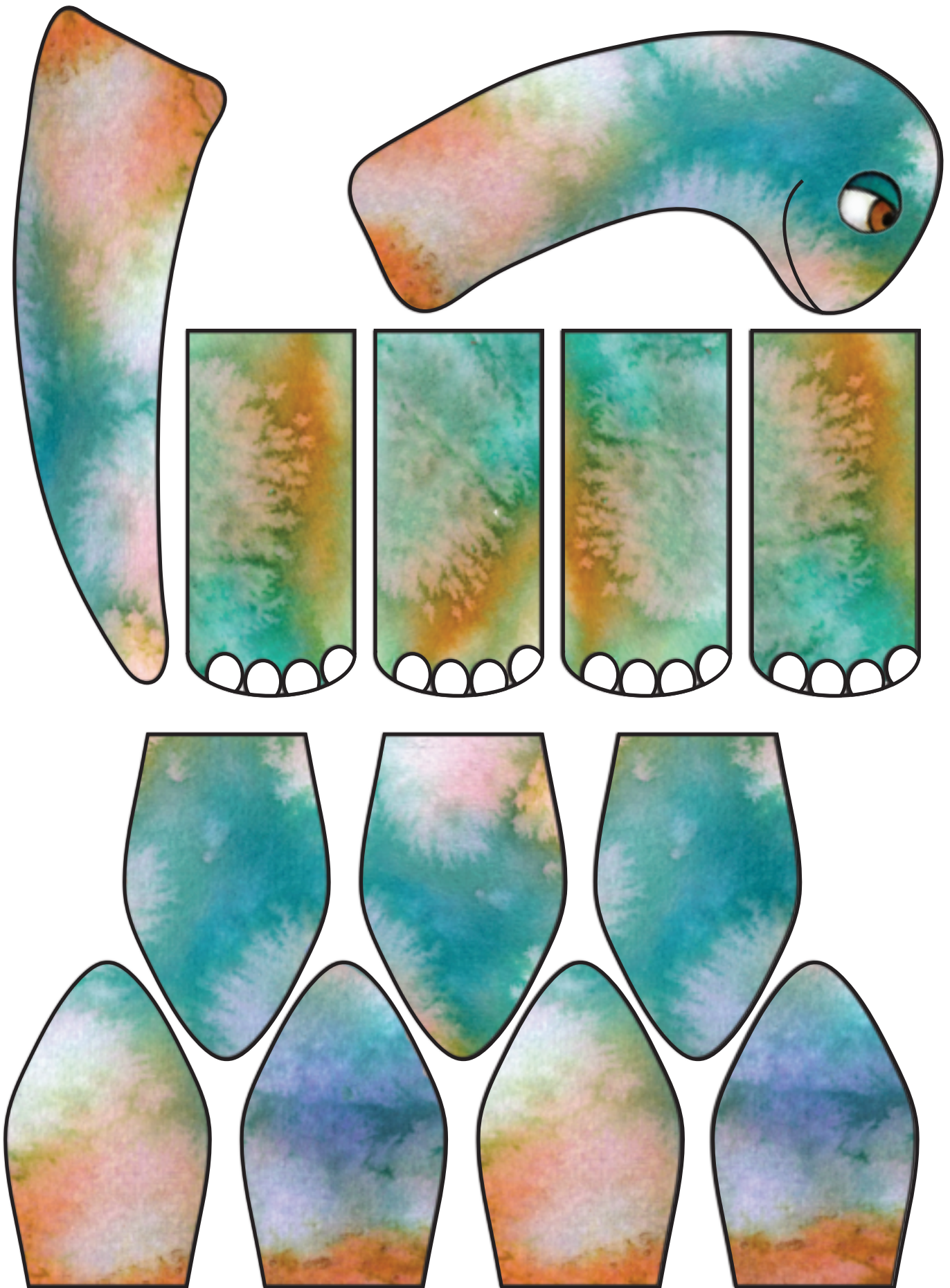
NAMATHISELA LAPHA

NAMATHISELA LAPHA














NAMATHISELA LAPHHA NAMATHISELA LAPHHA

NAMATHISELA LAPHHA NAMATHISELA LAPHHA

NAMATHISELA LAPHHA NAMATHISELA LAPHHA

NAMATHISELA LAPHHA NAMATHISELA LAPHHA





Ngilambe khulu.
Ama-apula la amnandi.

4



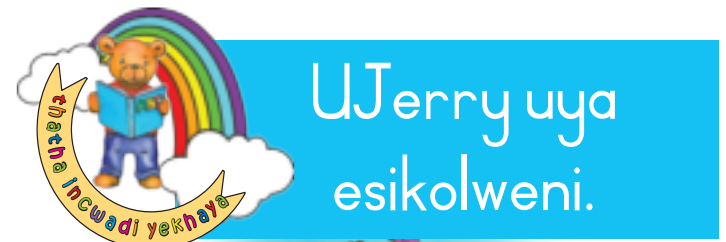
Kwenzekani lapha? Ngifisa
sengathi ngingangena
ngetlasini.

5



Namhlanje sisoke
sivakatjhele uJerry ezu.
Ubenelanga elimnandi Jerry.

8



1




ngingakghona ukufunda
nokutlola.

6



Khuyini lokhu?
Ngingakudla?

3



Ngifuna ukuya esikolweni.

2



Sekusikhathi sokuya ekhaya
mnu. Jerry. Asikhambe soke.

7


STICKERS

GRADE R BOOK 4



2-3




10






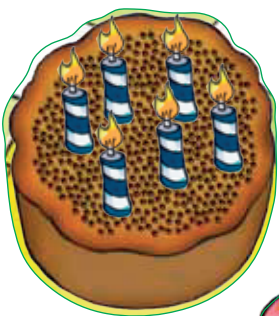

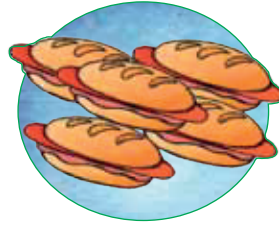
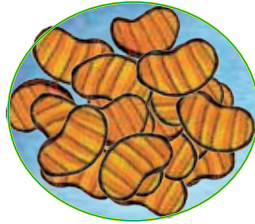


11



12-13

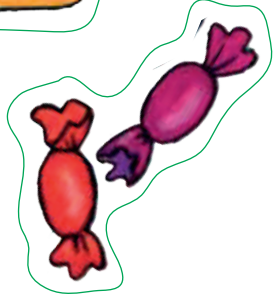


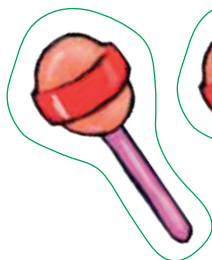











16



14



23

