



SETSWANA
 GRADE R – BOOK 3
 TERM 3
 ISBN 978-1-4315-0718-4
 THIS BOOK MAY NOT BE SOLD.
 14th Edition



Aa Bb Cc Dd Ee Ff
 Gg Hh Ii Jj Kk Ll Mm
 Nn Oo Pp Qq Rr Ss Tt
 Uu Vv Ww Xx Yy Zz
 1 2 3 4 5 6 7 8 9 10



Mophato **R**



E tšhabolotswe e
 bile e tsamaelana le
 CAPS

Leina:



basic education
 Department:
 Basic Education
 REPUBLIC OF SOUTH AFRICA

SETSWANA
 Buka

3

Kgweditharo 3





Mme Angie Motsheka,
Tonakgolo ya Thutotheo



Ng. Reginah Mhaule,
Motlatsatonakgolo ya Thutotheo

Mo dingwageng tse tsa Kamogelo (Mophato R) Dibukatiro tsa Rainbow di bopa karolo ya togamaano ya Lefapha la Thutotheo ya go rotloetsa tiragatso ya sekolo ya bana ba Aforikaborwa. Ditlhotlhomisi di supa gore ngwaga mongwe le mongwe o bana ba fiwang ditirwana tse di ba rotloetsang e bile di ba tlhotlheletsa pele ba ya kwa Mophatong wa 1, ba dira botoka mo dithutong tsa dingwaga tse di latelang – bogolosegolo, mo dikolong tsa bona tsa poraemari le tsa sekontari. Ke ka moo go gatelelwang thuto ya Mophato wa R jaana.

Kharikhulamo ya Seemo sa Motheo e batla gore barutwana ba Mophato wa R ba fiwe tšhono ya go godisa bokgoni jwa bona jwa pele ga go buisa, pele ga go kwala le pele ga matesisi le go tshalosa bokgoni jo ba tlaa bo tlhokang gore ba nne le motheo o o tsepameng wa thuto gore go tle go nne bonolo mo go bona go ithuta mo Mophatong wa 1 le mo go e latelang.

Ka jalo, dibukatiro tsa Mophato wa R di ikaeletse go thusa bana mo go godiseng bokgoni jo le mareo a tshimologo a botlhokwa a ba tlaa a tlhokang go bopa motheo o o tsepameng wa go ithuta. Di tletse ka ditšhono tse di ka thusang bana go godisa le go ikatisa tebang le bokgoni jo bo tlaa ba baakanyetsang sekolo se se tlhwaafetseng.

Pele bana ba ithuta go buisa ka tlhwaafalo ba tshwanetse go itse go tshwara buka le go phutholola ditsebe tsa yona, le go tlhaloganya gore dibuka di bereka jang le gore di dirisiwa jang. Ba tshwanetse go tlhaloganya kgalagano fa gare ga mafoko le ditshwantsho tse di mo bukeng le go lemoga gore mafoko a a mo tsebeng a bopiwa ke medumo le gore a na le bokao. Fela jalo, pele bana ba ithuta go kwala, ba tshwanetse go tlhabetla tiriso ya dirwe tsa mmele, go ikatisa go bopa dibopego mme morago ba tselela pele go bopa ditlhaka. Tse ke jona bokgoni jo dibukatiro tse di ikaeletse go bo godisa le go bo tlhabetla.

Re a itse gore bana botlhe ga ba ithute ka lebelo le le tshwanang, mme dibukatiro tsa Mophato wa R di kgontsha barutabana go bereka go ya ka lebelo la morutwana mongwe le mongwe, mme fa go tlhokega morutabana a ka boela morago a bo a ya kwa pele mo bukeng go tsamaelana le kgolo ya ngwana. Ditirwana di tlaa thusa barutabana go lemoga makoa a bana ba nang le ona gore makoa a a baakangwe pele ngwana a simolola sekolo se se tlhwaafetseng.

Dibukatiro di tsolotanya thuto ya Puo, Matesisi le Bokgoni jwa Botshelo go ya ka merero e le 20 di dirisa boithabiso le mekgwa e e jesang monate go ngoka maikutlo le theetso ya barutwana. Re solofela gore barutwana ba gago ba tlaa itumelela go dira ditirwana tsa dibukatiro tse fa ba ntse ba gola e bile ba ithuta, le gore wena jaaka morutabana wa bona o tlaa abelana kgotsa wa thusana le bona mo boithabisong jwa bona.

Go tshameka
mmogo



Go tshameka mo lesweng go a itumedisa!



basic education
Department:
Basic Education
REPUBLIC OF SOUTH AFRICA



SCAN HERE
or visit OMO.CO.ZA
for fun activities in
the OMO Messy
Play Zone.



Mophato **R** O GOLAGANTSE

- Puo ya gae
- Dipalo
- Dikgono tsa botshelo



1	Dipalangwa	2
2	Ditiro tse batho ba di dirang	10
3	Metsi	20
4	Mo polaseng	30
5	Tikologo e e itekanetseng	42

SETSWANA


Buka

3


Kgweditharo 3



Dipalangwa



Tlola ka setshwantsho.





MORUTABANA: Saena

Letlha



A re tlotleng ka matshwao a tsela.



1.2



A re tlotleng ka kgang. Tshwantsha se se tla diragalang morago.



A large empty rectangular box with a dotted border, intended for a drawing or story related to the illustrations above.



Ke modumo ofe yo o utlwang mo tshimologong ya lefoko lengwe le lengwe. A re gatise.

r



roboto



robala



ranta



rema



roba



raga

1.4

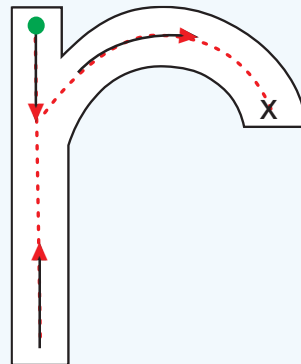
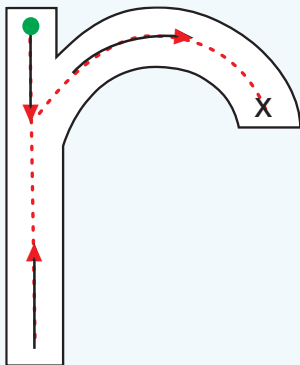
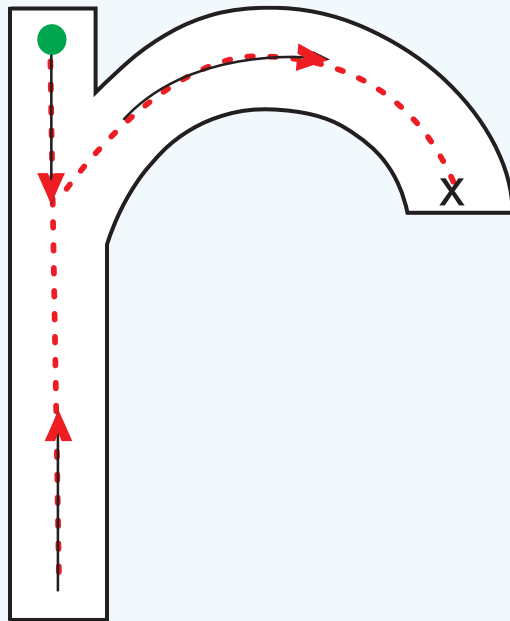



Reetsa modumo o be o gatise.



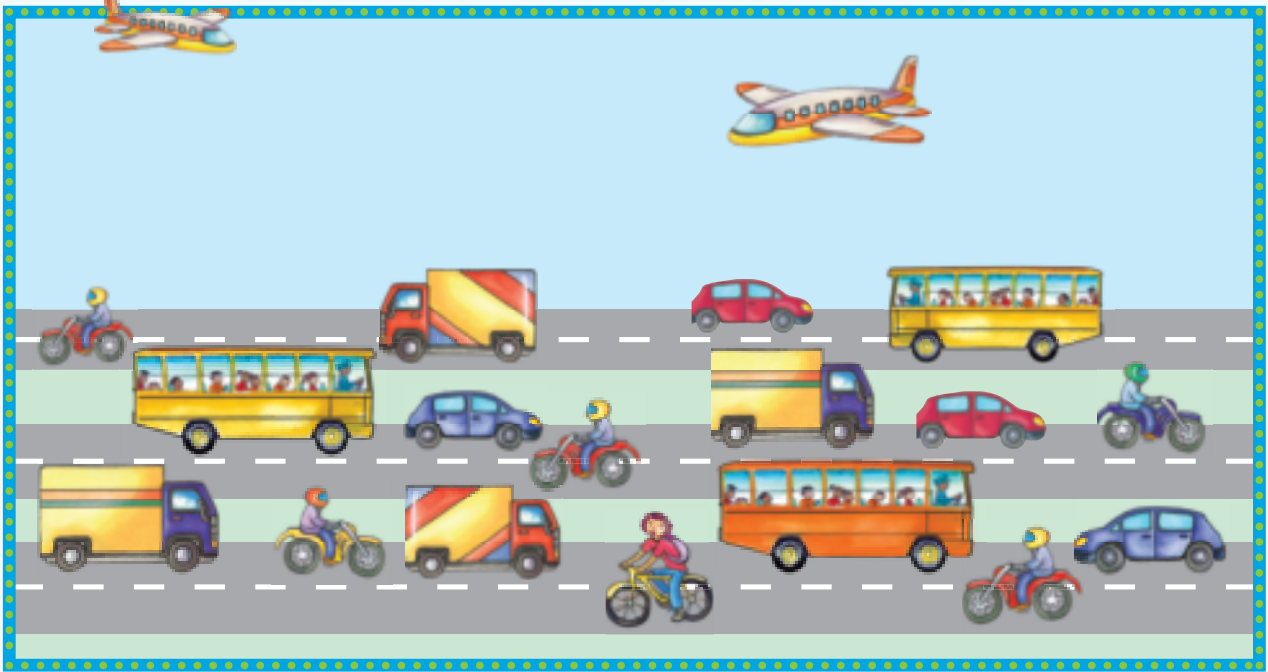
r obala

r





Bala o kwale gore setshwantsho sengwe le sengwe se emetswe ke palo efe.



5						
4						
3						
2						
1						

1.6



Feleletsa karolo e e tlogetsweng ya sekepe ka go e gatisa le go e tshasa.



Leina la me ke:

MORUTABANA: Saena

Letlha



Ditiro tse batho ba di dirang



A re tlotleng ka setshwantsho.





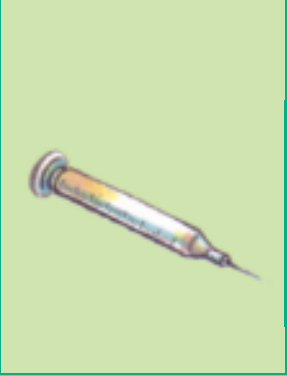
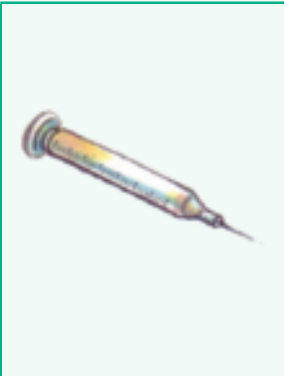


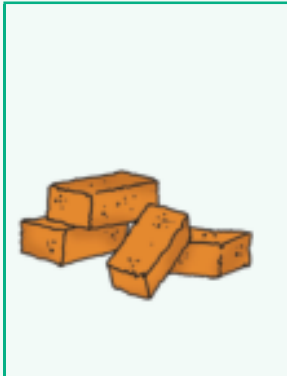
MORUTABANA: Saena

Letlha





Tlhophha setshwantsho se se tsamaelanang le se se mo lebokosong la ntlha mme o se sekeletse.





Aroganya ditshwantsho go ya ka ditlhopha. Kgomaretsa mme o di bale.

Boitekanelo	Dijo	Dipalangwa





Ke modumo ofe yo o utlwang mo tshimologong ya lefoko lengwe le lengwe. A re gatise.

e


enke



epa



elela



ema



enta



esele



Leina la me ke:

A large empty rectangular box with a green dotted border, intended for writing the names of the words shown in the grid.

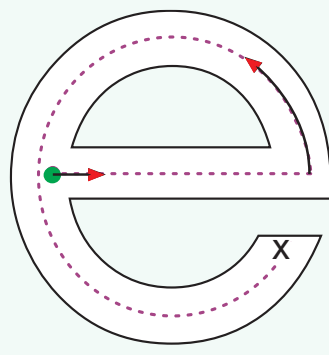
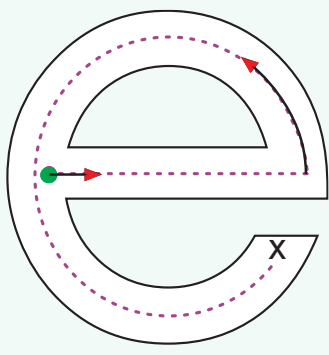
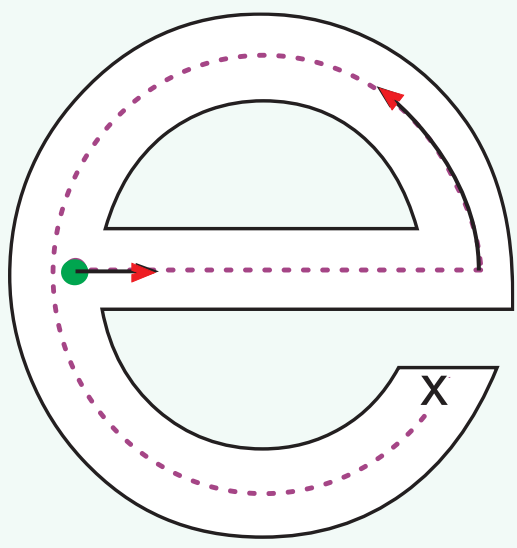


Reetsa modumo o be o gatise.

e



emere






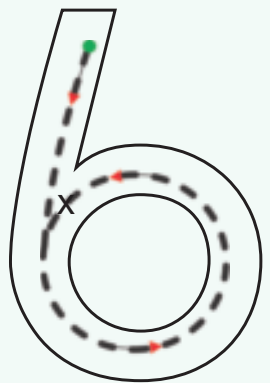
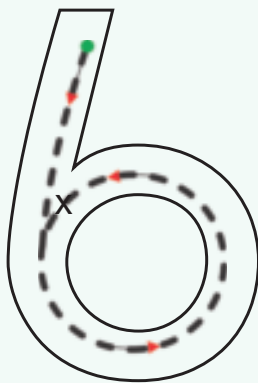
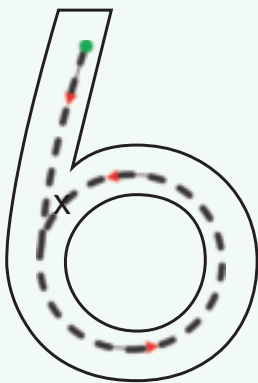
2.5



Thala ditshwantsho tse di tlhelaeng go dira palo 6. Gatisa palo 6.


Kgweditharo 3 – Beke 1-5








Leina la me ke:



Dirisa diatla go kgaoganya mafoko ka dinoko.



ngaka

nga ka




rapolase




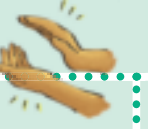






ra po la se



emelense

e me le n se



moagi


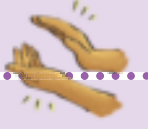






mo a gi



mapentane


ma pe n ta ne



Buisa mafoko o reetse modumo wa ntsha le go sekeletsa lefoko le le nang le modumo o o farologaneng.




selepe



sejana



dijo



apole



panana



apara



metsi



tonki



tamati



inama



tlhapi



itshidila



























pane



pene



koko


			
			
			
			
			
			

Atolosa paterone.



A re tlotleng ka setshwantsho.







Ke modumo ofe yo o utlwang mo tshimologong ya lefoko lengwe le lengwe. A re gatise.

f



fologa



fepa



fofa



fisa



feela



fuduwa



Leina la me ke:

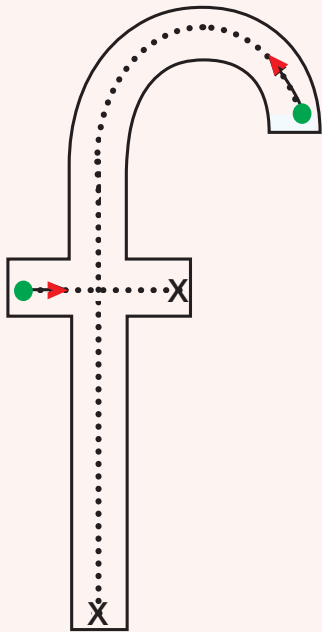


Reetsa modumo o be o gatisse.

f



f olaga



a	f
o	f



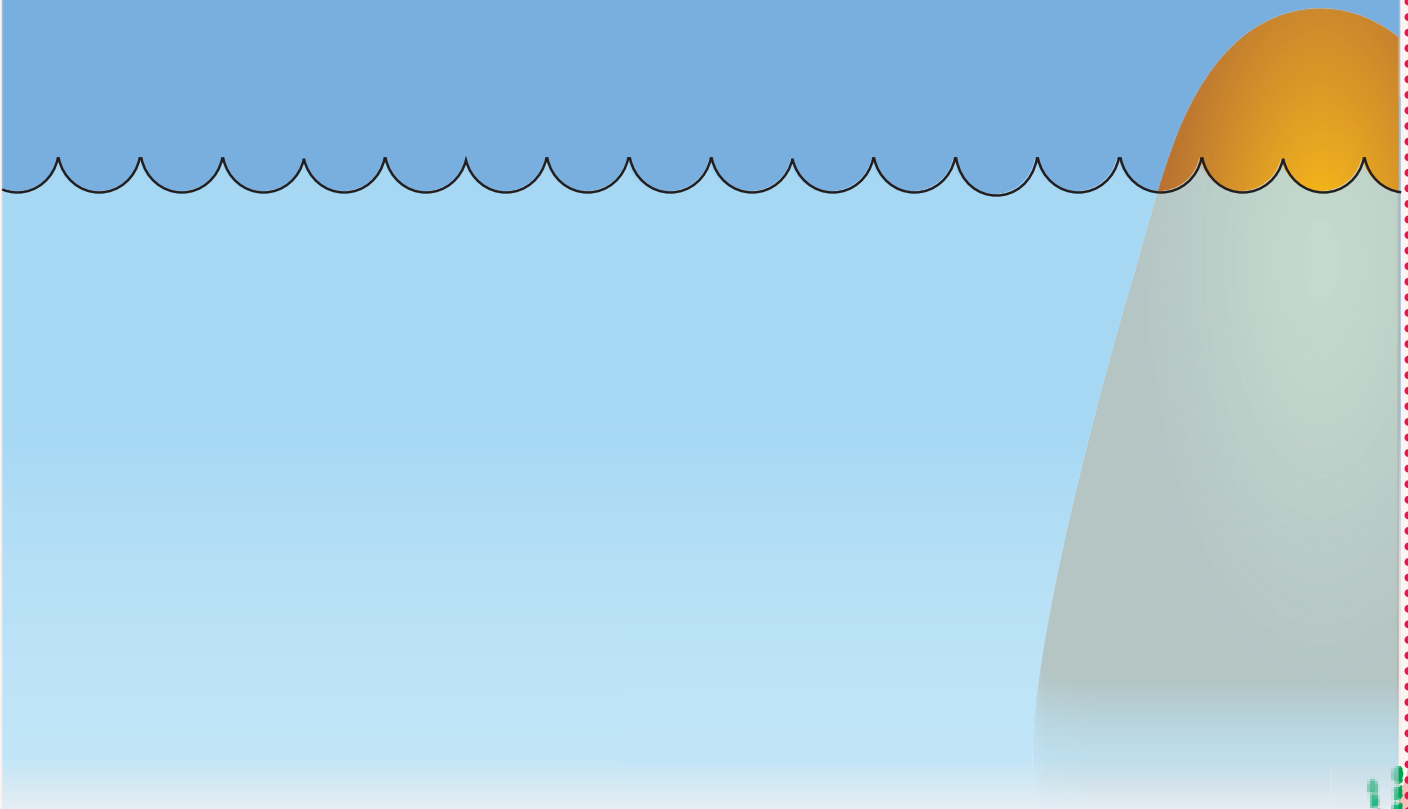
Gatisa le go thasa tlhapi ka mmala wa botala jwa legodimo le ya naleli ka mmala o mohibidu.



3.4



Tlotla le go kgomaretso ditshwantsho tsa ditshidi tsa metsi.





Sala dipalo morago go thusa mothumi go bona letlotlo.

The maze is a complex path of yellow walls on a light blue background. At the top left, a diver in a green suit and purple flippers is swimming into the maze. At the bottom right, a treasure chest is open, surrounded by coral and shells. The maze contains several sea creatures: a shark at the top right, a squid in the middle right, a purple octopus in the middle right, a starfish at the bottom right, a seahorse in the middle left, a jellyfish at the bottom left, and a striped eel at the bottom left. A large white arrow points downwards from the top center of the maze. Six numbered circles are placed at various points in the maze: 1 (middle right), 2 (bottom right), 3 (middle left), 4 (middle left), 5 (bottom right), and 6 (bottom center).



Bala le go dira letshwao mo lebokosong le le nang le ditlhapi tse dinnye ka palo.

--	--

--	--

--	--

--	--

--	--

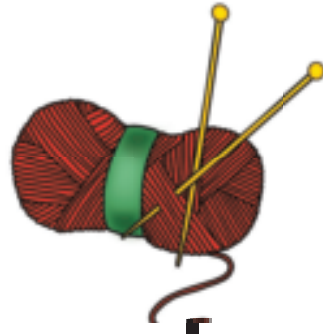


Ke modumo ofe yo o utlwang mo tshimologong ya lefoko lengwe le lengwe. A re gatise.

u




ura



ulu



utlwa



uta


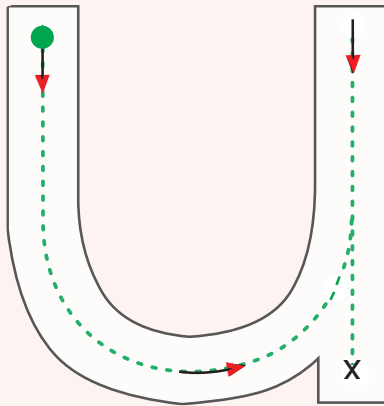


Leina la me ke:




Reetsa modumo o be o gatise.

u



Mo polaseng

A re tlotleng ka setshwantsho.






Feleletsa paterone.






A re tlotleng.


Maungo



apole



namune




morara



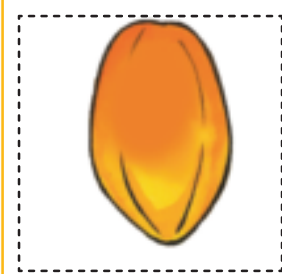
panana




peinapole



piere



phopho



perekise

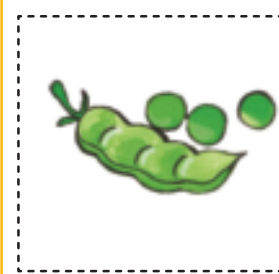
Merogo



dinawa tse di tala



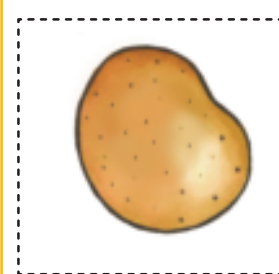
khabetšhe




dinawa



sepinatšhe



tapole



segwete



mmidi



lephutse

4.2



Kgomaretsa maungo le merogo. mo bolokong bo bo maleba.

Maungo	Merogo

4.3



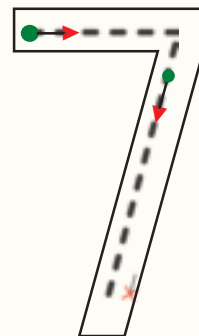
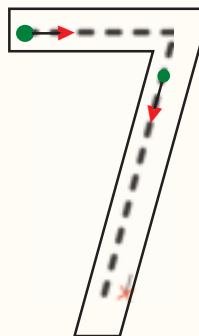
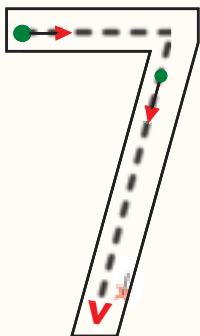
Tshasa dipopego di le 7 mo moleng mongwe le mongwe. Gatisa palo 7.

Kgweditharo 3 – Beke 6–10

--	--

--	--



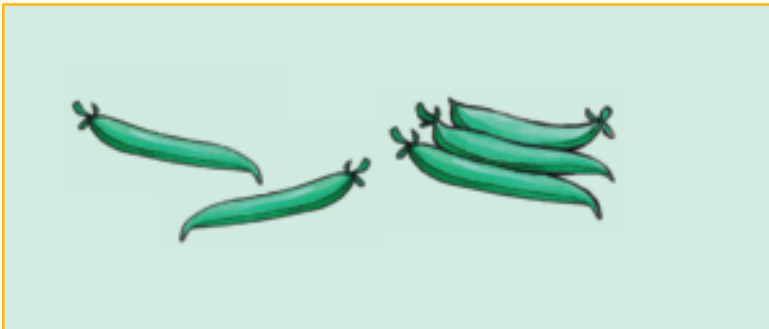
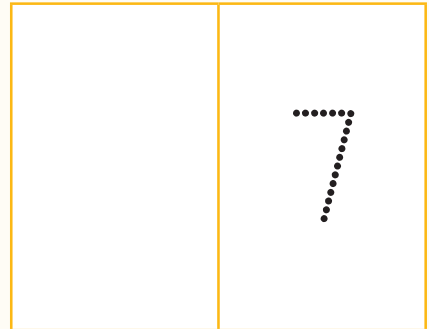


--	--



4.4




Thala palo ya didiko tse di lekanang le palo ya ditshwantsho. Gatisa palo.





A re tlotleng ka setshwantsho.



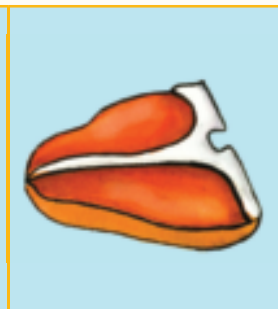







4.6



Sekeletsa dikungo tse re di bonang gotswa mo diphologolong tse di neetsweng.

Kgweditharo 3 – Beke 6–10





4.7





Rarabolola o bue gore ke tse kae golhelele..





le




le



le



le



Leina la me ke:



Reetsa modumo **g** mo lefokong lengwe le lengwe mme o le gatisa.

g



legano



legodimo




garawe



legotlo



mogala



legong

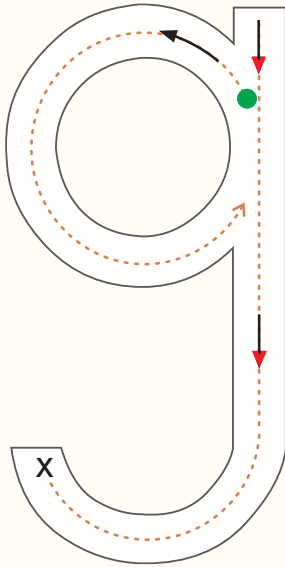


Leina la me ke:



Reetsa modumo o be o gatise.

g



gagaba

g

g

o

g

g

g


g


g

g

Tikologo e e itekanetseng

Are tlotleng ka setshwatsho.



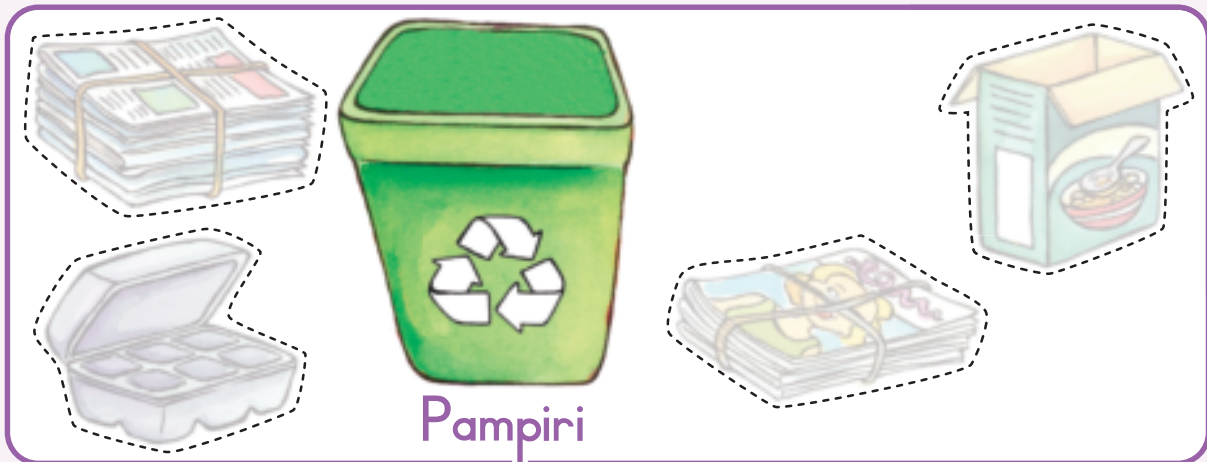


Leina la me ke:

A large, empty rectangular box with a decorative border of small yellow and purple dots, intended for a drawing or writing.



Kgomaretsa ditika mo motomong o o maleba.



5.2



Rarabolola o bue gore ke tse kae gotlhelele.

6	
---	--

4	
---	--

7	
---	--

5	
---	--



Ke modumo ofe yo o utlwang mo tshimologong ya lefoko
lengwe le lengwe. A re gatisa.

h




h^hôkô



h^hamore



h^hempe




h^haraka



h^hutshe



h^halof o

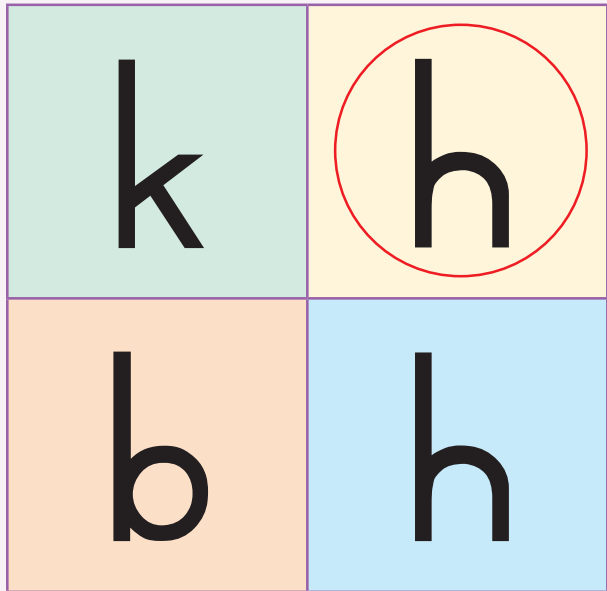
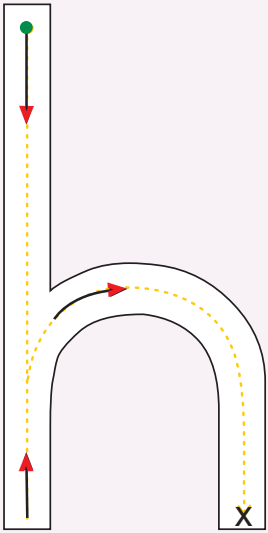


Leina la me ke:



Reetsa modumo o be o gatise.

h









Rarabolola o bue gore ke tse kae gotlhelele.



le




le





le



le



le

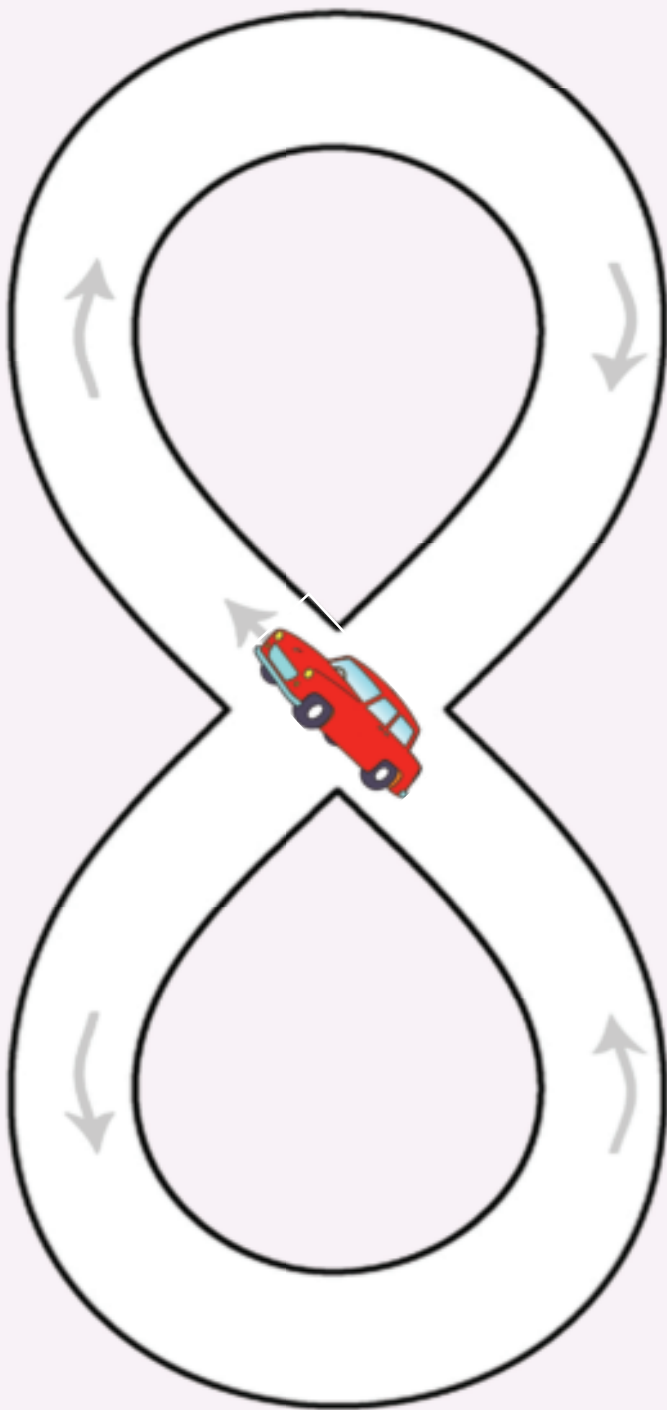


5.6



Tlotla o tshase.





Sala metsu morago go dira tsela .



Sega o nyalanye.





a



apole

n



noko

p



podu

m



monna

o



bolo

d



dula

t



tapole

s







setulo

5.9



Thala metsu go feleletsa khoutu.





Mesego (tse-di-segeletsweng)



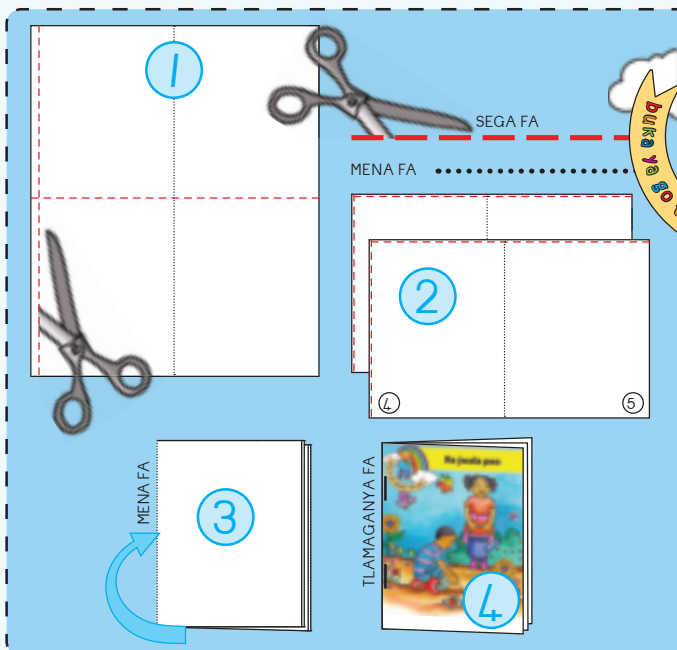
Motshameko wa Kgakologelo:

Sega dikarata mo meleng ya maronthorontho a mantsho. Tlhakatlhakanya (šafola) dikarata mme o di pake mo godimo ga tafole o di ribegile. Jaanong ribogolola dikarata di le pedi ka nako e le nngwe. Fa di nyalana o ka nna wa di baya fa thoko. Bona gore ke mang yo o tlaa fetsang go paka dikarata tsotlhe la ntlha. Dirisa dikarata tsa gago tsa kgakologelo mme o tshameke motshameko wago thiphola (snap) le tsala ya gago.



Dikarata tsa tatelano:

Di rulaganye ka tatelano e e nepagetseng mme morago o tlotle kgang ya gore go diragala eng mo tatelanong nngwe le nngwe.



Buka ya go buisa:

Sala ditaello morago mme o o bo o dira buka e ya mesego kana tse-di-segeletsweng. Tsamaya le yona kwa gae mme o e buisetse ditsala le balelapa la gago.



A re direng.

Sega tsebe mo moleng o o maronthorontho mme morago o kgomaretse tsebe mo sephuthelong se se kwa morago go dira kgetsana. Tsenya tse-di-segeletsweng mo kgetsaneng e gore di se ka tsa latlhega.

TSE DI SEGETSWENG TSA ME


KGOMARETSA FA

KGOMARETSA FA

KGOMARETSA FA

KGOMARETSA FA







Diphologolo di batla go ja dijwalo.

4




Ka bonako ditamati di dikgolo e bile di dikhibidu.

5



Re na le merogo e mentsi e re ka e rekisang kwa mmarakeng.

8



Re jwala peo

Nomsa le Ati ba bereka letsatsi le letsatsi mo tshingwaneng ya merogo.

1



Ke tlaa ja tamati ka nako ya
dijotshegare.

6



Nomsa o nosetsa dijwalo.

3

Ka bonako re tlaa bo re na le
ditamati go ja.




2



Mongwe le mongwe o ne a tla
go bona tshingwana.

7







4 Sara o tshwanetse go nna mo bolaong. O a fisa.



5 Sara o tshwerwe ke mmokwane. O na le dipadi tse dintsi.



8 Sara o fodile. A ka nna a boela kwa sekolong. Jaanong a ka nna a tshameka le ditsala tsa gagwe.



Go etela ngaka



1



Sara o ya kwa ngakeng. Ngaka e re Sara o tshwanetse go nna kwa gae.

6



Sara o na le thempereišhara. O lwala thata go ka ya kwa sekolong.

3



Sara o lwala thata go ka ja sefitlholo sa gagwe.

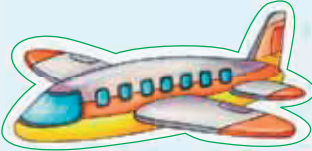
2




Sara o nwa melemo ya gago.

7

STICKERS



3



12







13

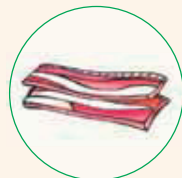
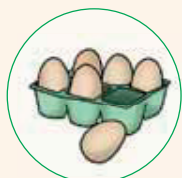
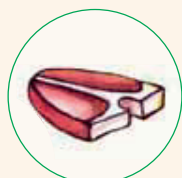



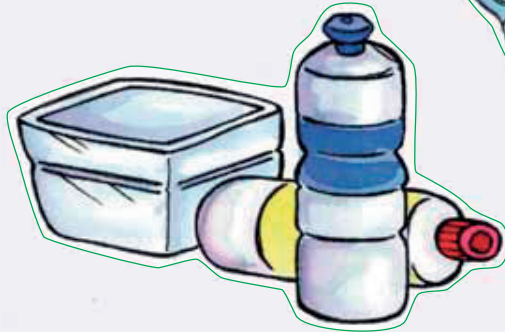

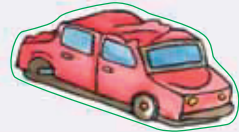
31

33




13









23



24



25

