



XITSONGA
 GRADE R – BOOK 3
 TERM 3
 ISBN 978-1-4315-0721-4
 THIS BOOK MAY NOT BE SOLD.
 14th Edition



Aa Bb Cc Dd Ee Ff
 Gg Hh Ii Jj Kk Ll Mm
 Nn Oo Pp Qq Rr Ss Tt
 Uu Vv Ww Xx Yy Zz
 1 2 3 4 5 6 7 8 9 10



Giredi ya **R**



Leyi
 pfuxetiweke hi
 xiCAPS

Vito:

Blank writing area for the student's name.



basic education
 Department:
 Basic Education
 REPUBLIC OF SOUTH AFRICA



XITSONGA

Buku ya

3

Kotara ya 3



*Manana Angie Motshekga,
Holobye wa
Dyondzo ya Masungulo*



*Dkd. Reginah Mhaule,
Xandla xa Holobye wa
Dyondzo ya Masungulo*

Tibuku leti to tirhela ta Rainbow ta lembe ro amukela (Giredi ya R) ti vumba xiyenge xa endlelo ra Ndzawulo ya Dyondzo ya Masungulo ro tlakusa matirhele ya vana va Afrika-Dzonga. Ndzavisiso wu kombisa leswaku eka lembe rin'wana na rin'wana leri vana va hlanganaka na misingiriko yo tlhontlha va nga si fika eka Giredi ya 1. va tirha hi ndlela yo antswa hi mayelana na swa tidyondzo eka malembe lama landzelaka— eka dyondzo ya le phurayimari na le sekondari. Leswi hi swona swi endlaka leswaku ku tshikeleriwa mhaka ya dyondzo ya Giredi ya R.

Kharikhulamu ya Xiyimo/Feyisi ya Masungulo yi koxa leswaku vadyondzi va Giredi ya R va nyikiwa nkarhi wo tumbuluxa vutshila bya vona lebyi rhangelaka ku kota ku hlaya, vutshila lebyi rhangelaka ku kota ku tsala na vutshila lebyi rhangelaka ntivo wa tinhlayo kutani yi humelerisa vutshila lebyi va nga ta byi tirhisa ku va na masungulo yo tiya ya dyondzo leswaku va ta kota ku dyondza eka Giredi ya 1 na ku ya emahlweni eka tigiredi leti landzelaka.

Kutani-ke, tibuku to tirhela eka tona ta Giredi ya R ti kongomise ku pfuneta vana eka ku tumbuluxa vutshila lebyi na tinongoti ta masungulo leti lavekaka eka ku andlala masungulo lama tiyeke ya dyondzo. Ti na swo pfuna vana ku tumbuluxa no titoloveta vutshila lebyi nga ta va lulamisela dyondzo ya ximfumo.

Loko vana va nga si dyondza ximfumo ku hlaya, va fanele ku tiva makhomelo ya buku no pfula tipheji, no tiva ndlela leyi buku yi tirhaka ha yona. Va fanele ku twisisa vuxaka exikarhi ka marito na swifaniso ebukwini no lemuka leswaku marito ephejini ya vumbiwile hi mipfumawulo na leswaku ya na tinhlamuselo. Nakambe va nga si dyondza ku tsala, va fanele va hlulukisa ku fambafambisa swirho, ku titoloveta ku vumba swivumbeko kutani va ya emahlweni ni ku vumba maletere. Lebyi hi byona vutshila lebyi tibuku leti to tirhela ti kongomiseke ku byi tumbuluxa.

Ha swi tiva leswaku vana hinkwavo a va khomi tidyondzo hi ndlela na nkarhi wo fana. Tibuku to tirhela ta Giredi ya R ti endla leswaku vadyondzisi va swi kota ku tirha ku ya hi madyondzele ya n'wana no tlhelela endzhaku kumbe ku ya emahlweni etibukwini loko swi fanerile, swi lawula hi madyondzele ya n'wana lama hambanaka na va n'wana. Misingiriko yi ta pfuna vadyondzisi ku vona swirhalanganyi leswi sivelaka ku dyondza leswi vana va nga na swona leswaku swi ta kota ku lulamisiwa n'wana a nga si sungula ku dyondza xikolo ximfumo.

Tibuku to tirhela ti hlanganisa madyondzisele yo hlaya no tsala, tinhlayo na ntivo swa vutomi ehenhla ka mikongomelo ya makumembirhi (20) hi ku tirhisa tindlela to hungasa no koka rinoko ra vadyondzi lavatsongo.

Hi na ntshembo wa leswaku vadyondzi va wena va ta tsakela ku tirha misingiriko ya tibuku to tirhela eka tona loko va ri karhi va ya emahlweni no dyondza na leswaku tanihi mudyondzisi wa vona, u ta tsaka swin'we na vona.

Ku tlanga swin'we



Ku thyaka loko hi tlanga swa tsakisa!



basic education
Department:
Basic Education
REPUBLIC OF SOUTH AFRICA



SCAN HERE
or visit OMO.CO.ZA
for fun activities in
the OMO Messy
Play Zone.



Giredi
ya

R

LESWI HLANGANISIWEKE

- Ririmi ra le kaya
- Matematiki
- Ntivo swa vutomi



| | | |
|---|---|----|
| 1 | Vutleketli | 2 |
| 2 | Mintirho leji vanhu va yi tirhaka | 10 |
| 3 | Mati | 20 |
| 4 | Epurasini | 30 |
| 5 | Mbangu lowunene | 42 |

XITSONGA

Buku ya

3


Kotara ya 3




Vutleketli



Burisanani hi xifaniso.





MUDYONDZISI: Sayina

Siku



Burisanani hi mimfungho ya le patwini.

Kotara ya 3 – Vhiki ra 1-5



1.2



Burisanani hi xitori kutani u dirowa leswi nga ta landzela.



A large empty rectangular box with a dotted border, intended for a drawing or story related to the illustrations above.



Hi wihhi mpfumawulo lowu twakalaka ekusunguleni ka rito rin'wana na rin'wana?

t



t amatisi




t iya



t afula




t ino



t andza



t ihlo



Vito ra mina i:



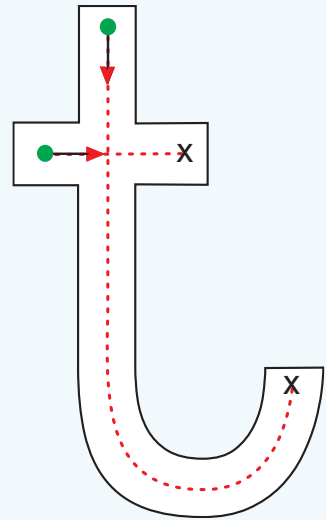
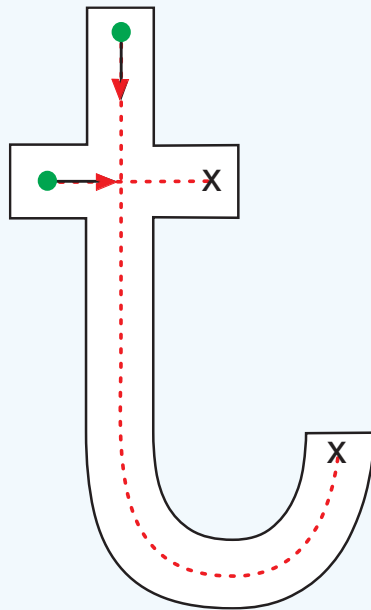
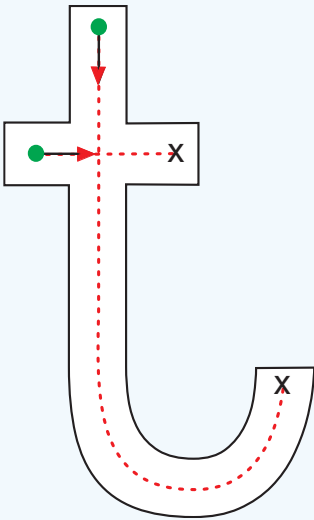


Vula mpfumawulo kutani u landzelerisa mathonsi.

t

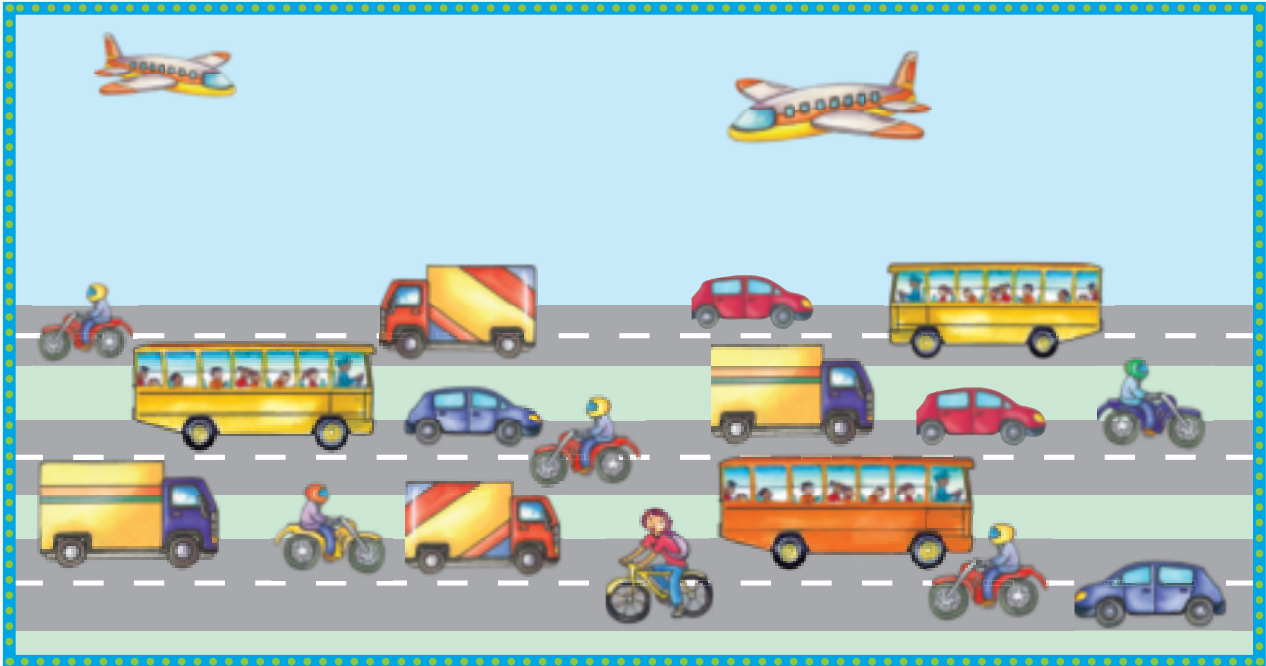


tende





Hlayela kutani u kombisa nhlayo ya swif ambo.



| | | | | | | |
|---|--|--|--|--|--|--|
| 5 | | | | | | |
| 4 | | | | | | |
| 3 | | | | | | |
| 2 | | | | | | |
| 1 | | | | | | |
| | | | | | | |

1.6



Dirowa u tlhela u khalara tlhelo lerin'wana ra xikepe.



Vito ra mina i:

A large empty rectangular box with a decorative blue and yellow dotted border, intended for the child to write their name.



Mintirho leyi vanhu va yi tirhaka



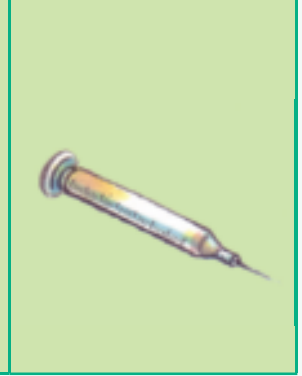



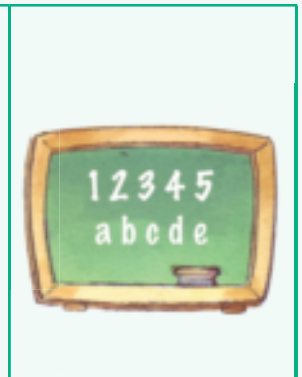
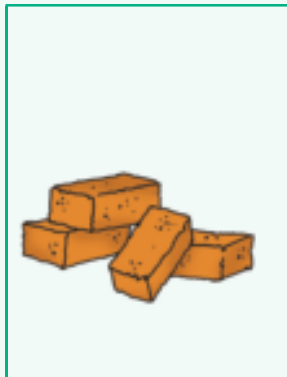
Burisanani hi xifaniso.







Tsondzela xifaniso lexi fambelanaka na lexo sungula.



2.2



Veketela, namarheta u tlhela u hlalela.

| | | |
|-------------------------|-----------------|-------------------|
| | | |
| | | |
| | | |
| Rihanyu lerinene | Swakudya | Vutleketli |





Hi wihl mpfumawulo lowu twakalaka ekusunguleni ka rito?

k



kamu



katara



ketlele



kondlo



kereke



kalavatla



Vito ra mina i:

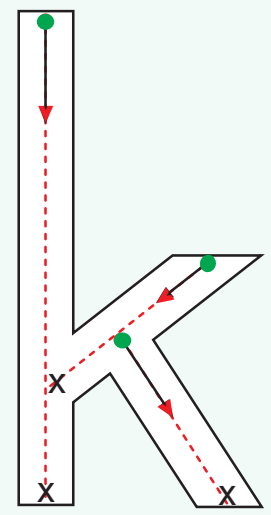
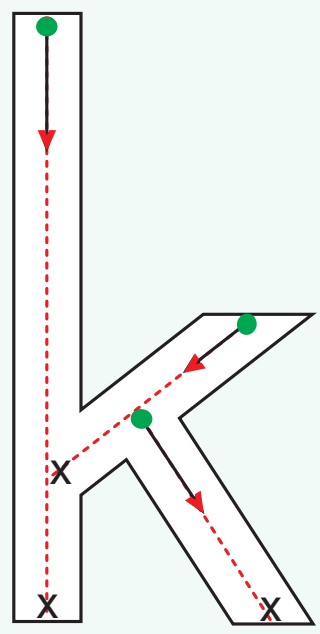
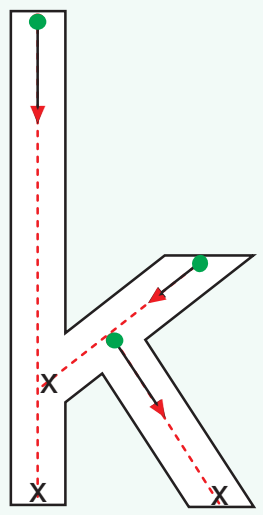


Vula mpfumawulo kutani u landzelerisa mathonsi.

k



kepisi






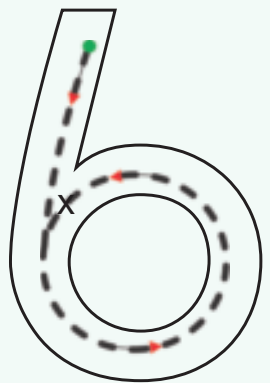
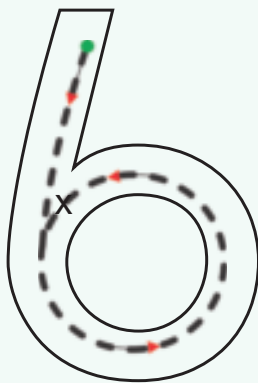
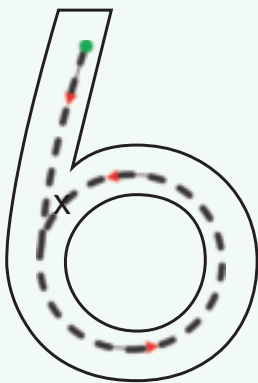
2.5



Hlayela, dirowa u engetela ku fika eka 6 u tlhela u landzelerisa nomboro 6.

Kotara ya 3 – Vhiki ra 1-5

| | |
|--|---|
|  |  |
|  | |










Vito ra mina i:

Large empty box with a dotted border for writing.







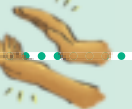
Phokotela mavoko ku ava marito hi mapeletwana.

 ambulense

a mbu le nse

 dokodela

do ko de la

 n'wapurasi

n'wa pu ra si

 muaki

mu a ki

 mupendi

mu pe ndi



Vula mpfumawulo, landzelerisa kutani u tsondzela mpfumawulo wo sungula lowu nga yelaniki.

s



sefo



xihloka



sekwa

a



apula



ayisi



buku

t



tino



tihlo



ayini

i



inki



igilo



tiya

p



pume



























poto



vulombe

Ndlandlamuxa patironi.



| | | | |
|---|---|--|---|
| | | | |
| | | | |
| | | | |
|  |  |  |  |
|  |  |  |  |
|  |  |  |  |
|  |  |  |  |
|  |  |  |  |
|  |  |  |  |




3

Mati

Burisanani hi xifaniso.

Kotara ya 3 – Vhiki ra 1-5








Hi wihl mpfumawulo lowu twakalaka ekusunguleni ka rito?
Landzelerisa kutani u tsondzela mpfumawulo.


h



huku



honci



hanci



hembhe



harika



hele




Vito ra mina i:

3.2


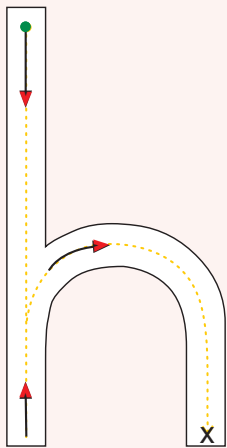
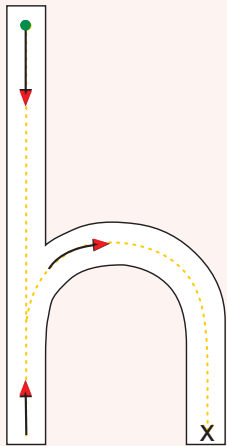


Vula mpfumawulo, landzelerisa kutani u tsondzela.

h



h omu





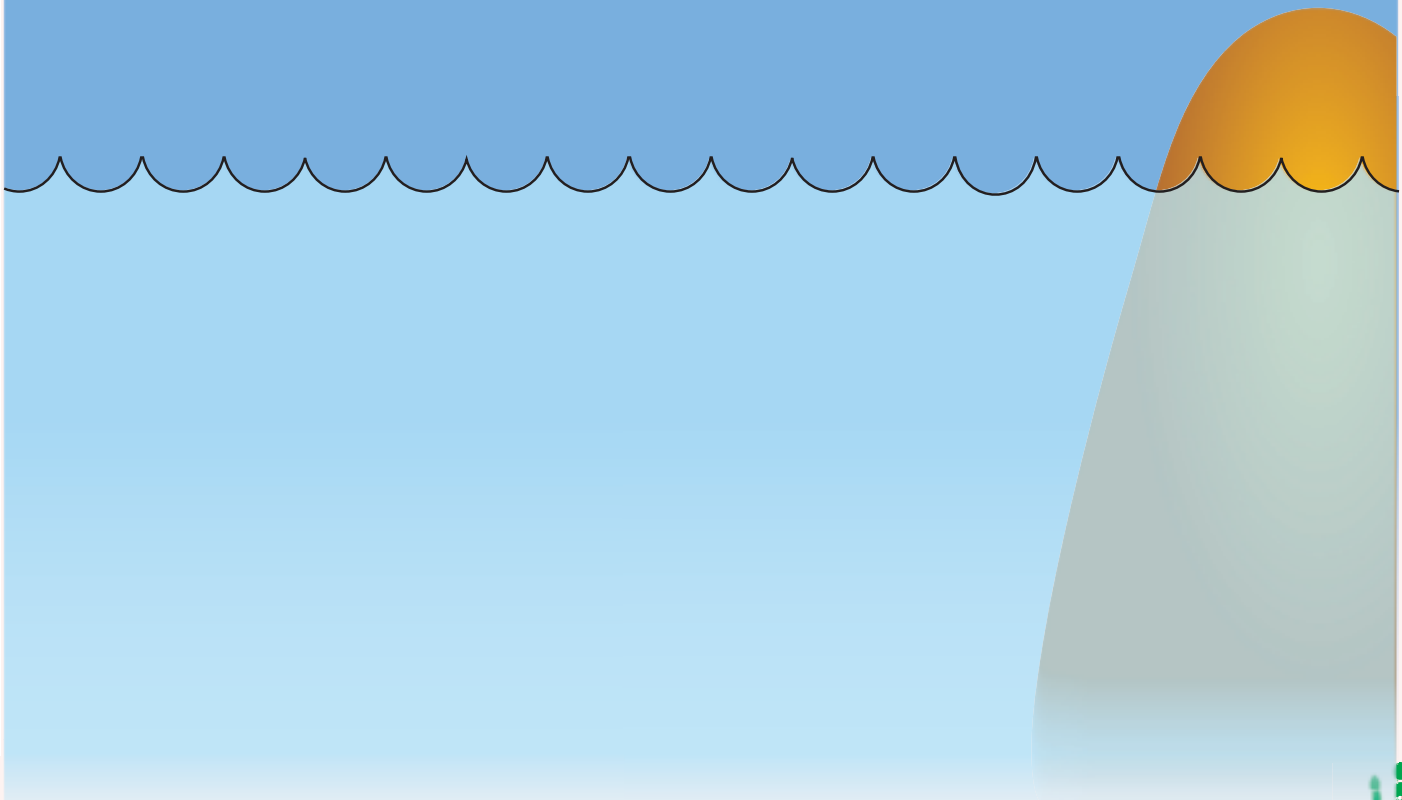
Khalara hlampfinyeleti hi muhlovo wo tshwuka kutani u khalara dolifini hi muhlovo wa wasi.



3.4



Burisanani hi xifaniso kutani mi namarheta swihadyana swa le matini.





Landzelela tinomboro ku pfuna muhlamberi leswaku a kuma rifuwo.

Kotara ya 3 – Vhiki ra 1-5

The maze contains the following elements:

- Entrance:** A diver in a green suit and purple flippers.
- Sea Creatures:** A shark, a squid, a purple octopus, a pink seahorse, a starfish, a pink jellyfish, and a yellow and black striped eel.
- Numbered Circles:** Six blue circles containing the numbers 1 through 6, placed at various points within the maze.
- Exit:** A treasure chest filled with gold coins, surrounded by coral and rocks.
- Arrow:** A large white arrow pointing downwards from the entrance area towards the center of the maze.



Hlayela kutani u tsala X ebokisini leri nga na leswintsongo.

| | |
|--|--|
| | |
|--|--|

| | |
|--|--|
| | |
|--|--|

| | |
|--|--|
| | |
|--|--|

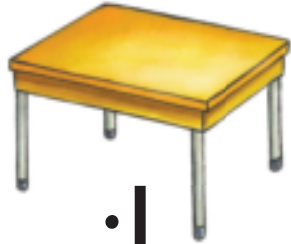
| | |
|--|--|
| | |
|--|--|

| | |
|--|--|
| | |
|--|--|



Hi wihhi mpfumawulo lowu twakalaka ekusunguleni ka rito rin'wana na rin'wana?

d



desika



dokodela



duku



diramu



donki



darata

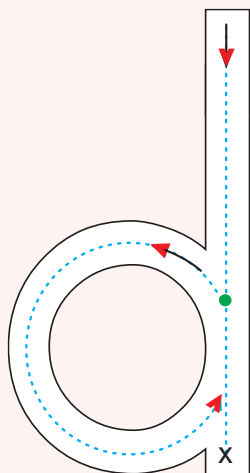

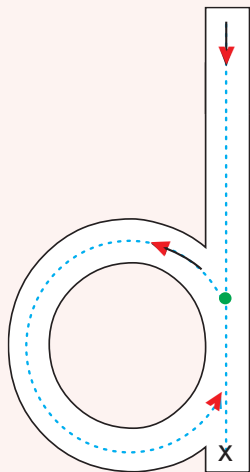


Vito ra mina i:



Vula mpfumawulo kutani u landzelerisa mathonsi.
Tsondzela mpfumawulo **d** laha ku faneleke.


d



Epurasini

Burisanani hi xifaniso.

Kotara ya 3 – Vhiki ra 6–10





















Hetetisa patironi.





Burisanani hi mihandzu na matsavu na laha swi byariwaka kona.

| mihandzu | |
|---|---|
|  |  |
| apula | lamula |
|  |  |
| madiriva | banana |
|  |  |
| xihenge | pyere |
|  |  |
| papawa | pencisi |

| matsavu | |
|--|---|
|  |  |
| tinyawa | khavichi |
|  |  |
| tinyawa | xipinichi |
|  |  |
| zambana | kheroti |
|  |  |
| xifaki | kwembe |

4.2



Namarheta mihandzu na matsavu eka kholomo leji faneleke.

| mihandzu | matsavu |
|----------|---------|
| | |

4.3

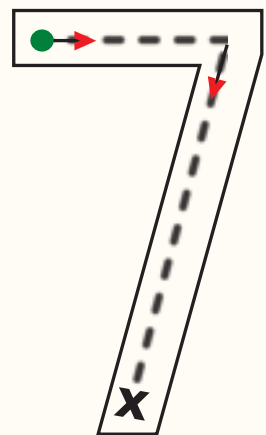
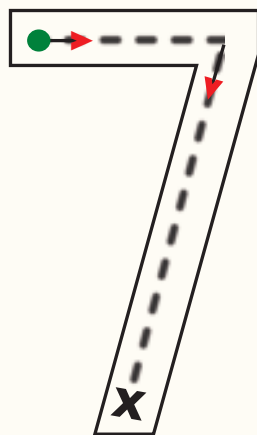
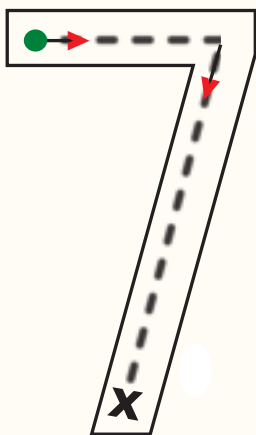


Khalara swivumbeko swa 7 eka rixaxa rin'wana na rin'wana kutani u landzelerisa nomboro 7.

| | |
|--|--|
| | |
|--|--|

| | |
|--|--|
| | |
|--|--|



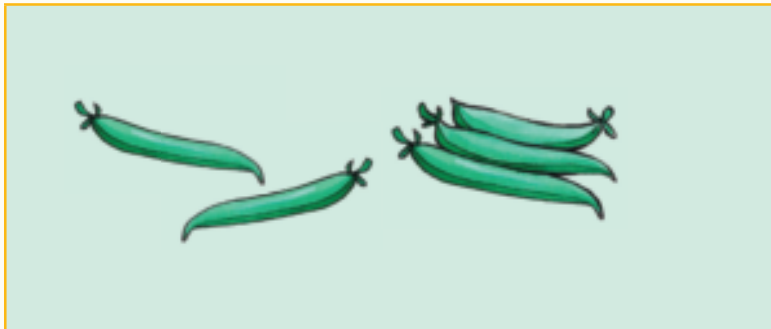
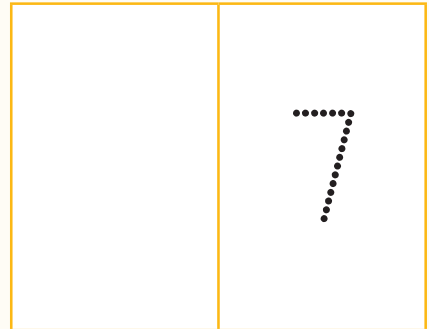



| | |
|--|--|
| | |
|--|--|



4.4




Dirowa mathonsi yo ringana na nhlayo kutani u landzelerisa nomboro.





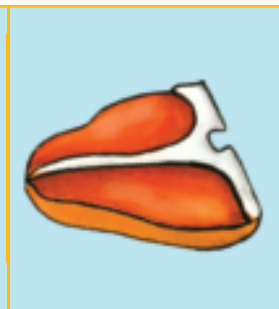



Burisanani hi xifaniso.







Tsondzela swikumiwa leswi kumekaka eka swifuwo leswi nga ebokisini ro sungula.




4.7




I swingani hinkwaswo loko swi hlanganile?






na






3





na



na



na



Vito ra mina i:

A large empty rectangular box with a yellow dotted border for writing answers.




Hi wihi mpfumawulo lowu twakalaka ekusunguleni ka rito rin'wana na rin'wana?

g



galaza



gede



golonyi



ganji



gamboko



golo

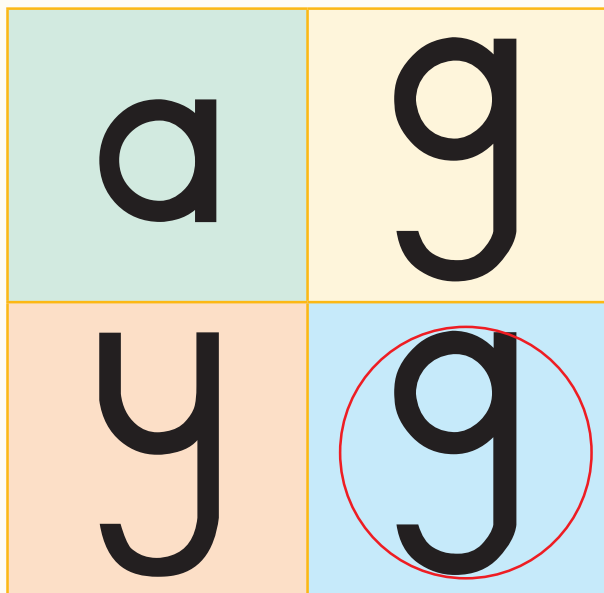
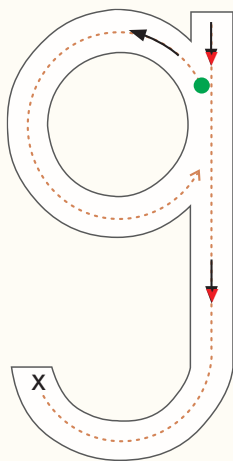
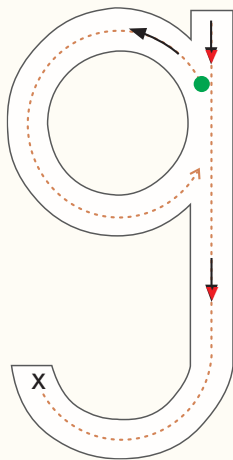


Vito ra mina i:



Vula mpfumawulo, landzelerisa kutani tsondzela mpfumawulo.

g



Mbangu lowunene

Burisanani hi xifaniso.

Kotara ya 3 – Vhiki ra 6–10






Vito ra mina i:



Namabheta switikara hi mfanelo.



5.2



Landzelerisa, hlayela kutani u khalara nhlayo leyi yi faneleke ya minchumu.

| | |
|---|--|
| 6 | |
|---|--|

| | |
|---|--|
| 4 | |
|---|--|

| | |
|---|--|
| 7 | |
|---|--|

| | |
|---|--|
| 5 | |
|---|--|



Hi wihi mpfumawulo lowu twakalaka ekusunguleni ka rito rin'wana na rin'wana?

j



jazi



jেকে



jamu



jomela



jenje



jaha



Vito ra mina i:

5.4


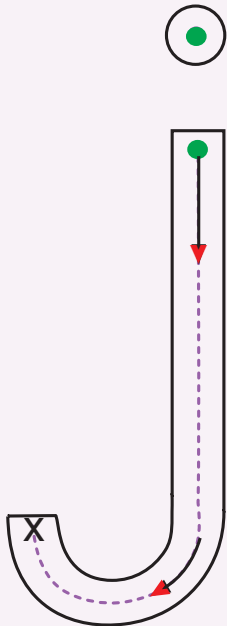


Vula mpfumawulo kutani u landzelerisa.
Tsondzela mpfumawulo j laha ku faneleke.

J



jazi











I swingani hinkwaswo loko swi hlanganile?





na





na





na



na



na

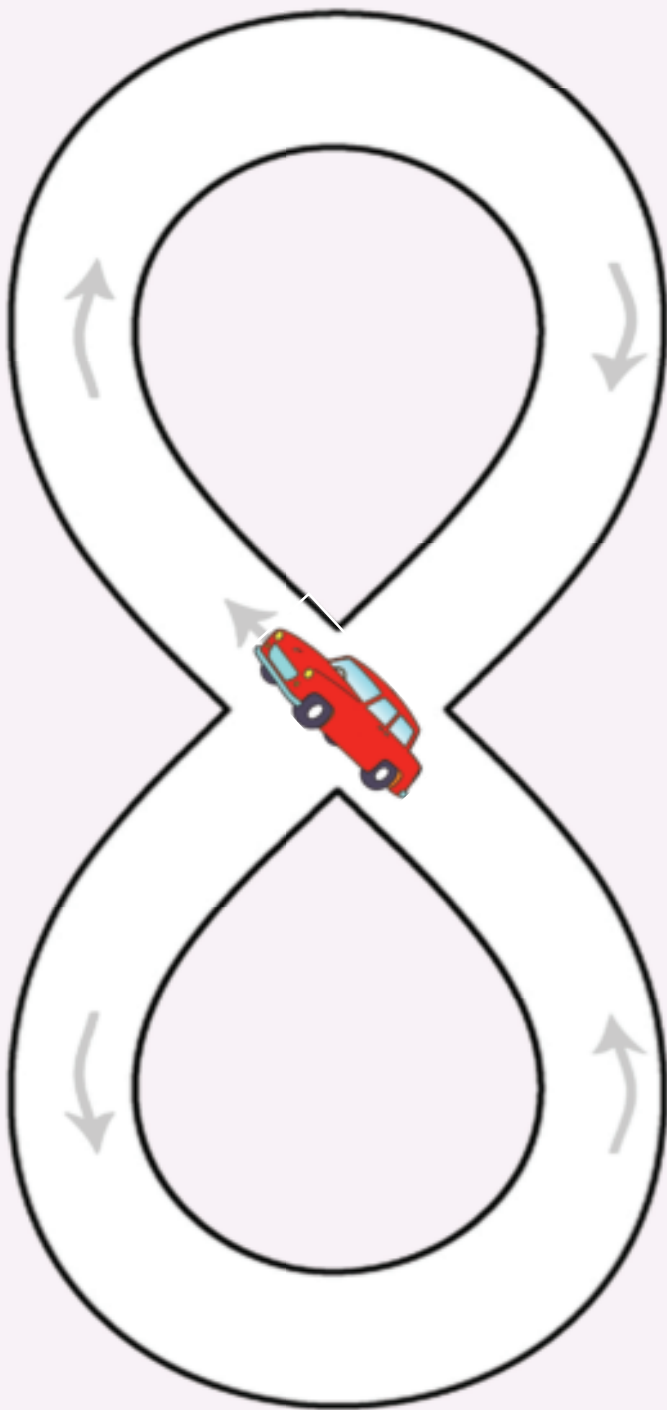


5.6



A hi khalareni.





Landzelela misewe ku endla ndlela.



Tsemelela kutani u pananisa.



| | | | |
|--|-------------------------------|--|---------------------------------|
| | <p>1</p> <p>●</p> | | <p>2</p> <p>● ●</p> |
| | <p>3</p> <p>● ● ●</p> | | <p>4</p> <p>● ● ● ●</p> |
| | <p>5</p> <p>● ● ● ● ●</p> | | <p>6</p> <p>● ● ● ● ● ●</p> |
| | <p>7</p> <p>● ● ● ● ● ● ●</p> | | <p>8</p> <p>● ● ● ● ● ● ● ●</p> |

a



apula

n



nomo

p



pume

m



mujeko

o



poto

d



donki

t



tafula

s








sekwa

5.9



Dirowa miseve ku hetisa khodi.





Switsemiwa



Ntlangu wa ku tsundzuka:

Chovha makhadi kutani u ya paka etafuleni ya langutile ehansi. Sweswi hundzuluxa makhadi mambirhi hi nkarhi wun'we.

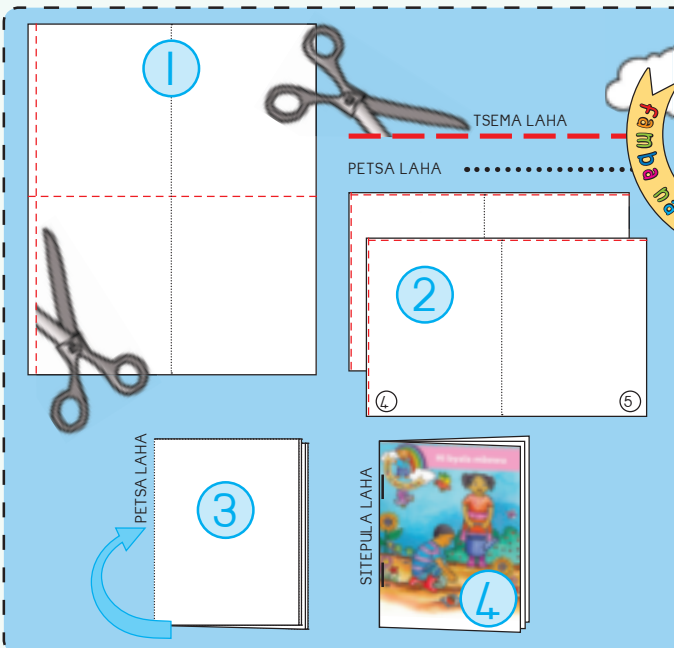
Loko ya fambelana u nga ya veka etlhelo. Xiya leswaku i mani loyi a nga ta rhangana heta ku paka makhadi hinkwawo.

Endzhaku tirhisa makhadi ya ku tsundzuka kutani mi tlanga ntlangu wa ku kombisa khadi hi xihatla na munghana wa wena.



Makhadi ya ndzandzelelano:

Tsema makhadi lama kutani u ma veka hi ndzandzelelano lowu faneleke u tlhela u hlamusela xitori xa leswi humelelaka eka ndzandzelelano wun'wana na wun'wana.



Buku yo hlaya:

Landzelela swiletelo kutani u endla buku leyi ya xitsemiwa. Famba na yona ekaya u hlayela vanghana va wena na va ndyangu wa ka n'wina.



A hi endleni.

Tsema pheji eka ntila wa mathonsi ehenhla kutani u namarheta pheji eka khavhara ya le ndzhaku ku kota ku endla xikhwama. Hlayisa switsemiwa swa wena laha leswaku swi nga lahleki.

SWITSEMIWA SWA MINA


NAMARHETA LAHA

NAMARHETA LAHA

NAMARHETA LAHA

NAMARHETA LAHA







Swiharhi swi lava ku dya
swimilana.

4



Hi ku hatlisa matamatisi i
makulu ya tlhela ya tshwuka.

5



Hi na matsavu yo tala lama hi
nga ta ya xavisa emakete.

8



Hi byala mbewu

Siku rin'wana na rin'wana
Nomsa na Sam va tirha
exirhapeni.

1



Ndzi ta dya tamatisi eka
lanci ya mina.

6



Nomsa u cheleta swimilana.

3

Ku nga ri khale hi ta va na
matamatisi yo dya.




2



Un'wana na un'wana u tile
ku ta vona xirhapa.

7







Sara u fanela ku tshama emubedweni. U twa ku hisa swinene.

4



Sara u na marhuda. U na mavala yo tala.

5



Sara u horile. A nga tlhelela exikolweni. A nga tlhela a tlanga na vanghana va yena.

8



Rendzo ro ya eka dokodela



1



Sara u ya eka dokodela.
Dokodela u vula leswaku Sara u
6 fanele ku tshama ekaya.



Miri wa Sara wa hisa. U vabya
ngopf u hikwalaho a nge yi
exikolweni. 3


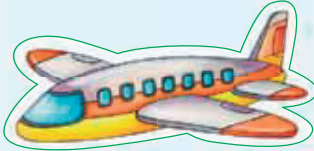


Sara u vabya lero u tsandzeka
no dya swakudya swa yena swo
2 fihlula.



Sara u nwa mirhi ya yena. 7

STICKERS



3



12










13




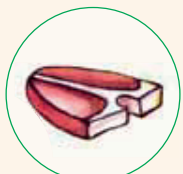
31


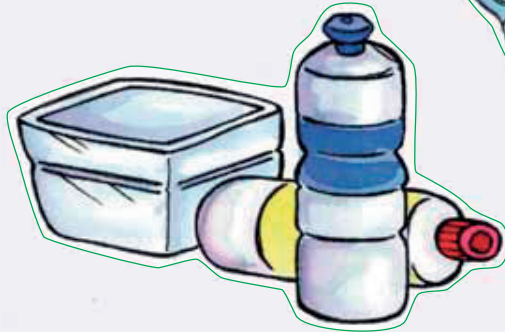

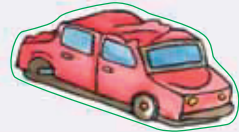


33




13









23



24



25

